



# Eagle Farm QLD Professional

## Race 5: DAVE IRVINE'S 50TH No Metro Wins Handicap - 1400m

06 April 2024 - 13:54



BRISBANE  
RACING CLUB

Track Rating: Soft 6, Weather: Overcast, Rail Position: +4.5 Entire

Section		Field Times										Last 600m
		Overall	1200m	1000m	800m	600m	400m					0:36.75
		(0:13.63)	(0:10.81)	(0:11.56)	(0:12.16)	(0:12.00)	(0:12.21)					
Rank	TAB Horse/Jockey	Barrier	Top Speed [km/h]	Fastest Section								Distance Travelled [m]
1	4 BEAN FOGGY Kyle Wilson-Taylor	4	67.9 1200m	0:10.92 1200m	1:24.91 [1] (0:13.84)	1:11.07 [5] (0:10.92)	1:00.15 [5] (0:11.86)	0:48.29 [6] (0:12.24)	0:36.05 [7] (0:11.78)	0:24.27 [6] (0:11.73)	0:36.05	
2	15 TOO HARD TO REFUSE Jim Byrne	15	67.3 1200m	0:11.04 1200m	1:24.98 [2] (0:13.63)	1:11.35 [1] (0:11.04)	1:00.31 [4] (0:11.79)	0:48.52 [4] (0:12.07)	0:36.45 [4] (0:11.95)	0:24.50 [4] (0:11.99)	0:36.45 -3	
3	6 GOLDEELUCK Angela Jones	6	67.2 1200m	0:11.00 1200m	1:25.23 [3] (0:14.22)	1:11.01 [9] (0:11.00)	1:00.01 [10] (0:11.69)	0:48.32 [9] (0:12.19)	0:36.13 [9] (0:12.05)	0:24.08 [11] (0:11.63)	0:36.13 -6	
4	17 DREAMDEEL Robbie Dolan	17	68.9 1200m	0:10.73 1200m	1:25.80 [4] (0:13.73)	1:12.07 [4] (0:10.73)	1:01.34 [2] (0:11.54)	0:49.80 [1] (0:12.16)	0:37.64 [1] (0:12.00)	0:25.64 [1] (0:12.21)	0:37.64 -3	
5	5 SMYTZER Marnu Potgieter	5	68.6 1200m	0:10.92 1200m	1:25.82 [5] (0:13.69)	1:12.13 [2] (0:10.92)	1:01.21 [3] (0:11.63)	0:49.58 [3] (0:12.11)	0:37.47 [3] (0:12.09)	0:25.38 [3] (0:12.02)	0:37.47 -6	
6	11 IRING Anthony Allen	11	68.5 1200m	0:10.74 1200m	1:25.83 [6] (0:14.26)	1:11.57 [10] (0:10.74)	1:00.83 [8] (0:11.98)	0:48.85 [10] (0:12.37)	0:36.48 [11] (0:11.64)	0:24.84 [8] (0:11.54)	0:36.48 +9	
7	22 FIXATED Bailey Wheeler	22	68.4 1200m	0:11.07 1200m	1:25.88 [7] (0:13.87)	1:12.01 [6] (0:11.07)	1:00.94 [7] (0:11.68)	0:49.26 [7] (0:12.36)	0:36.90 [8] (0:11.84)	0:25.06 [7] (0:11.80)	0:36.90 +3	
8	23 CADERAS Damien Thornton	23	67.2 1200m	0:11.01 1200m	1:26.13 [8] (0:14.27)	1:11.86 [11] (0:11.01)	1:00.85 [11] (0:11.75)	0:49.10 [11] (0:12.21)	0:36.89 [10] (0:11.84)	0:25.05 [10] (0:11.83)	0:36.89 +0	
9	20 DENIED Taylor Marshall	20	68.6 1200m	0:10.74 1200m	1:26.30 [9] (0:13.70)	1:12.60 [3] (0:10.74)	1:01.86 [1] (0:11.74)	0:50.12 [2] (0:12.06)	0:38.06 [2] (0:12.12)	0:25.94 [2] (0:12.31)	0:38.06 -1	
10	1 MAGIC CHARLEE Yvette Lewis	1	67.2 1200m	0:10.91 1200m	1:26.58 [10] (0:14.20)	1:12.38 [8] (0:10.91)	1:01.47 [9] (0:11.55)	0:49.92 [8] (0:11.98)	0:37.94 [5] (0:11.92)	0:26.02 [5] (0:12.30)	0:37.94 +3	

Scratched: Damiani (#21), Bowrider (#3), Granite Prince (#10), Byron Eyes (#9), Iverson (#16), Stay Safe (#14), Starry Eyes (#13), Charlie's Case (#24), Commodus (#2), Prepotent (#12), Butch'n'bugs (#8), Lat

[ ] Ranking at each section and finish  
-:--:- No data available at this section  
NA No data available

SCN Saddle cloth number  
DNF Did not finish  
DNT Did not track



# Eagle Farm QLD Professional

## Race 5: DAVE IRVINE'S 50TH No Metro Wins Handicap - 1400m

06 April 2024 - 13:54



BRISBANE  
RACING CLUB

Track Rating: Soft 6, Weather: Overcast, Rail Position: +4.5 Entire

Section	Overall	1200m	1000m	800m	600m	400m	Last 600m
Field Times	1:24.91 (0:13.63)	1:11.28 (0:10.81)	1:00.47 (0:11.56)	0:48.91 (0:12.16)	0:36.75 (0:12.00)	0:24.75 (0:12.21)	0:36.75

Rank	TAB	Horse/Jockey	Barrier	Top Speed [km/h]	Fastest Section	Distance Travelled [m]
11	19	<b>BRAVE MASO</b> Cejay Graham	19	66.7 1200m	0:10.93 1200m 1:26.58 [11] (0:13.95)	-8

Scratched: Damiani (#21), Bowrider (#3), Granite Prince (#10), Byron Eyes (#9), Iverson (#16), Stay Safe (#14), Starry Eyes (#13), Charlie's Case (#24), Commodus (#2), Prepotent (#12), Butch'n'bugs (#8), Lat

[ ] Ranking at each section and finish  
 -:-:- No data available at this section  
 NA No data available

SCN Saddle cloth number  
 DNF Did not finish  
 DNT Did not track



# Eagle Farm QLD Professional

## Race 5: DAVE IRVINE'S 50TH No Metro Wins Handicap - 1400m

06 April 2024 - 13:54



BRISBANE  
RACING CLUB

Track Rating: Soft 6, Weather: Overcast, Rail Position: +4.5 Entire

Section							200m			Last 600m
Field Times							0:12.54			0:36.75
							(0:12.54)			
Rank	TAB	Horse/Jockey	Barrier	Top Speed [km/h]	Fastest Section	Margin			Distance Travelled [m]	
1	4	BEAN FOGGY Kyle Wilson-Taylor	4	67.9 1200m	0:10.92 1200m	0:12.54 [1] (0:12.54)	1:24.91		0:36.05	
2	15	TOO HARD TO REFUSE Jim Byrne	15	67.3 1200m	0:11.04 1200m	0:12.51 [4] (0:12.51)	0.4L		0:36.45 -3	
3	6	GOLDEELUCK Angela Jones	6	67.2 1200m	0:11.00 1200m	0:12.45 [8] (0:12.45)	1.89L		0:36.13 -6	
4	17	DREAMDEEL Robbie Dolan	17	68.9 1200m	0:10.73 1200m	0:13.43 [2] (0:13.43)	5.26L		0:37.64 -3	
5	5	SMYTZER Marnu Potgieter	5	68.6 1200m	0:10.92 1200m	0:13.36 [3] (0:13.36)	5.36L		0:37.47 -6	
6	11	IRING Anthony Allen	11	68.5 1200m	0:10.74 1200m	0:13.30 [5] (0:13.30)	5.41L		0:36.48 +9	
7	22	FIXATED Bailey Wheeler	22	68.4 1200m	0:11.07 1200m	0:13.26 [6] (0:13.26)	5.72L		0:36.90 +3	
8	23	CADERAS Damien Thornton	23	67.2 1200m	0:11.01 1200m	0:13.22 [10] (0:13.22)	7.18L		0:36.89 +0	
9	20	DENIED Taylor Marshall	20	68.6 1200m	0:10.74 1200m	0:13.63 [7] (0:13.63)	8.16L		0:38.06 -1	
10	1	MAGIC CHARLEE Yvette Lewis	1	67.2 1200m	0:10.91 1200m	0:13.72 [9] (0:13.72)	9.81L		0:37.94 +3	

Scratched: Damiani (#21), Bowrider (#3), Granite Prince (#10), Byron Eyes (#9), Iverson (#16), Stay Safe (#14), Starry Eyes (#13), Charlie's Case (#24), Commodus (#2), Prepotent (#12), Butch'n'bugs (#8), Lat



# Eagle Farm QLD Professional

## Race 5: DAVE IRVINE'S 50TH No Metro Wins Handicap - 1400m

06 April 2024 - 13:54



BRISBANE  
RACING CLUB

Track Rating: Soft 6, Weather: Overcast, Rail Position: +4.5 Entire

Section		200m		Last 600m		
Field Times		0:12.54 (0:12.54)		0:36.75		
Rank	TAB Horse/Jockey	Barrier	Top Speed [km/h]	Fastest Section	Margin	Distance Travelled [m]
11	19 BRAVE MASO	19	66.7	0:10.93	0:13.39 [11]	9.83L
	Cejay Graham		1200m	1200m	(0:13.39)	0:37.85 -8

Scratched: Damiani (#21), Bowrider (#3), Granite Prince (#10), Byron Eyes (#9), Iverson (#16), Stay Safe (#14), Starry Eyes (#13), Charlie's Case (#24), Commodus (#2), Prepotent (#12), Butch'n'bugs (#8), Lat

[ ] Ranking at each section and finish  
 -:-:- No data available at this section  
 NA No data available

SCN Saddle cloth number  
 DNF Did not finish  
 DNT Did not track



Horse/Jockey Name	Bean Foggy
Final Rank	1
Fastest Section Time (Section)	0:10.92 (1200m)
Top Speed [km/h] (Section)	67.9 (1200m)
Race State	Finished



Eagle Farm QLD Professional

Race 5: DAVE IRVINE'S 50TH No Metro Wins Handicap - 1400m

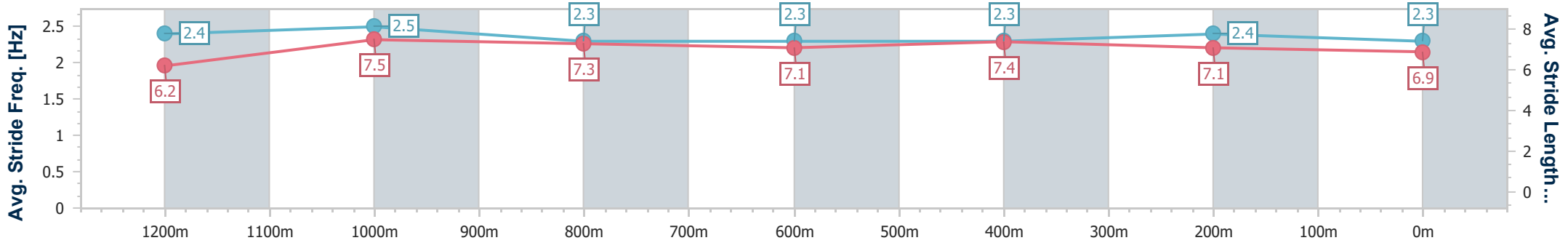
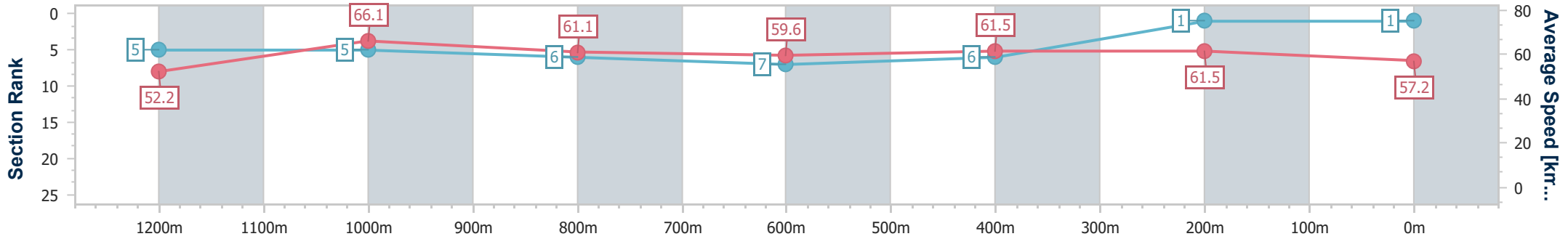
06 April 2024 - 13:54

Track Rating: Soft 6, Weather: Overcast, Rail Position: +4.5 Entire



BRISBANE RACING CLUB

Section	Overall	1200m	1000m	800m	600m	400m	200m
Section Times	1:24.91 [1] (0:13.84)	1:11.07 [5] (0:10.92)	1:00.15 [5] (0:11.86)	0:48.29 [6] (0:12.24)	0:36.05 [7] (0:11.78)	0:24.27 [6] (0:11.73)	0:12.54 [1] (0:12.54)
Average Speed [km/h]	52.2	66.1	61.1	59.6	61.5	61.5	57.2
Top Speed [km/h]	67.1	67.9	62.4	61.8	63.0	63.1	60.9
Avg. Dist. to Rail [m]	4.6	2.0	1.7	2.8	1.8	3.1	2.0
Avg. Stride Freq. [Hz]	2.4	2.5	2.3	2.3	2.3	2.4	2.3
Avg. Stride Length [m]	6.2	7.5	7.3	7.1	7.4	7.1	6.9



- [ ] Ranking at each section and finish
- .-.- No data available at this section
- NA No data available



Horse/Jockey Name	Too Hard To Refuse
Final Rank	2
Fastest Section Time (Section)	0:11.04 (1200m)
Top Speed [km/h] (Section)	67.3 (1200m)
Race State	Finished



### Eagle Farm QLD Professional

Race 5: DAVE IRVINE'S 50TH No Metro Wins Handicap - 1400m

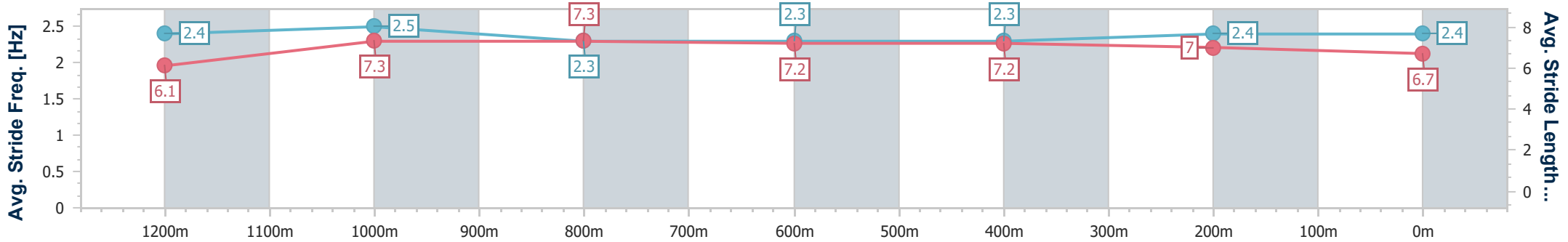
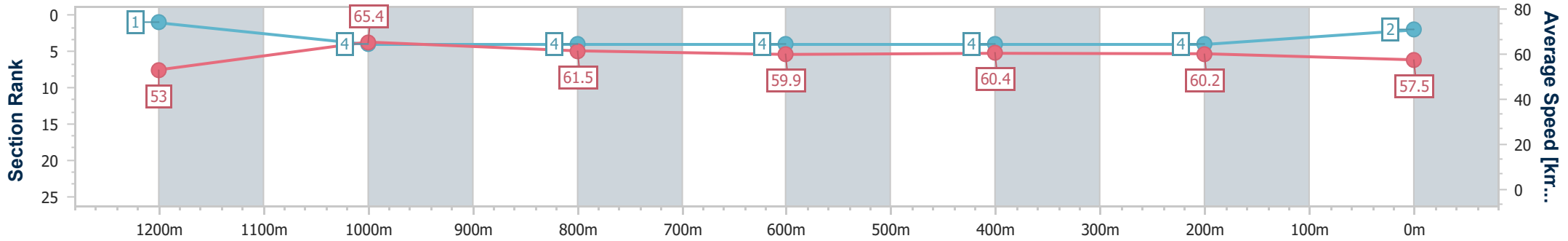
06 April 2024 - 13:54

Track Rating: Soft 6, Weather: Overcast, Rail Position: +4.5 Entire



BRISBANE RACING CLUB

Section	Overall	1200m	1000m	800m	600m	400m	200m
Section Times	1:24.98 [2] (0:13.63)	1:11.35 [1] (0:11.04)	1:00.31 [4] (0:11.79)	0:48.52 [4] (0:12.07)	0:36.45 [4] (0:11.95)	0:24.50 [4] (0:11.99)	0:12.51 [4] (0:12.51)
Average Speed [km/h]	53.0	65.4	61.5	59.9	60.4	60.2	57.5
Top Speed [km/h]	66.1	67.3	62.6	61.6	62.1	62.5	59.7
Avg. Dist. to Rail [m]	6.1	3.2	1.5	0.6	0.8	2.6	3.5
Avg. Stride Freq. [Hz]	2.4	2.5	2.3	2.3	2.3	2.4	2.4
Avg. Stride Length [m]	6.1	7.3	7.3	7.2	7.2	7.0	6.7



- [ ] Ranking at each section and finish
- .-.- No data available at this section
- NA No data available



Horse/Jockey Name	Goldeeluck
Final Rank	3
Fastest Section Time (Section)	0:11.00 (1200m)
Top Speed [km/h] (Section)	67.2 (1200m)
Race State	Finished



### Eagle Farm QLD Professional

Race 5: DAVE IRVINE'S 50TH No Metro Wins Handicap - 1400m

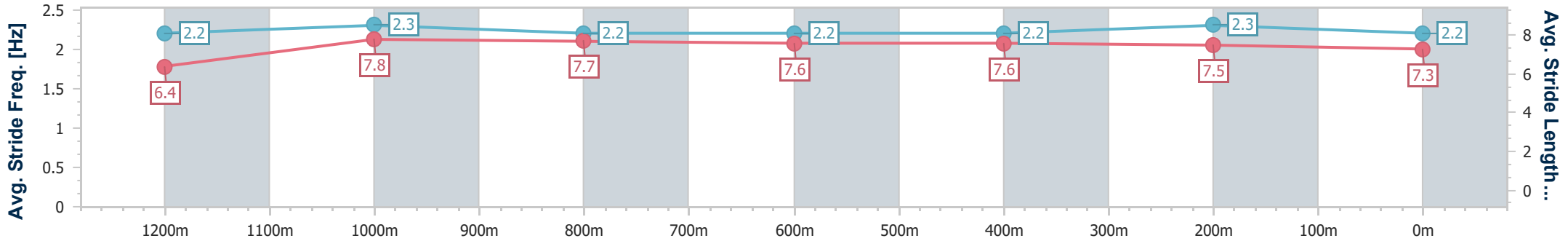
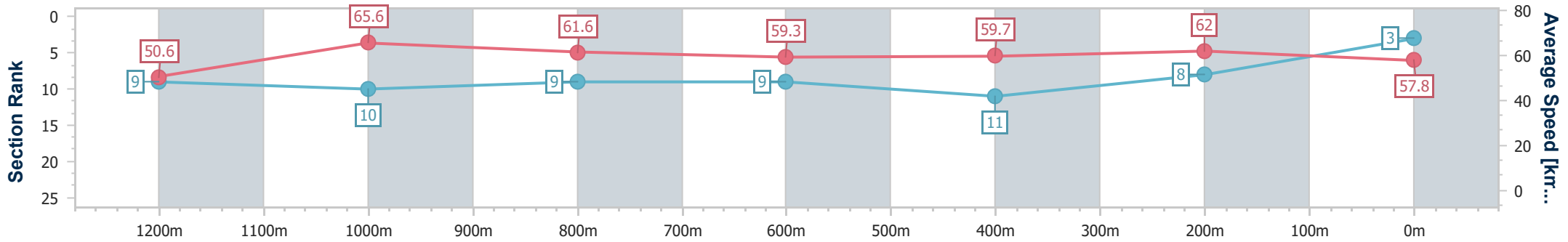
06 April 2024 - 13:54

Track Rating: Soft 6, Weather: Overcast, Rail Position: +4.5 Entire



BRISBANE RACING CLUB

Section	Overall	1200m	1000m	800m	600m	400m	200m
Section Times	1:25.23 [3] (0:14.22)	1:11.01 [9] (0:11.00)	1:00.01 [10] (0:11.69)	0:48.32 [9] (0:12.19)	0:36.13 [9] (0:12.05)	0:24.08 [11] (0:11.63)	0:12.45 [8] (0:12.45)
Average Speed [km/h]	50.6	65.6	61.6	59.3	59.7	62.0	57.8
Top Speed [km/h]	64.3	67.2	63.5	60.6	62.3	63.6	60.1
Avg. Dist. to Rail [m]	4.1	2.1	0.7	0.9	0.5	2.4	5.8
Avg. Stride Freq. [Hz]	2.2	2.3	2.2	2.2	2.2	2.3	2.2
Avg. Stride Length [m]	6.4	7.8	7.7	7.6	7.6	7.5	7.3



- [ ] Ranking at each section and finish
- .-.- No data available at this section
- NA No data available



Horse/Jockey Name	Dreamdeel
Final Rank	4
Fastest Section Time (Section)	0:10.73 (1200m)
Top Speed [km/h] (Section)	68.9 (1200m)
Race State	Finished



Eagle Farm QLD Professional

Race 5: DAVE IRVINE'S 50TH No Metro Wins Handicap - 1400m

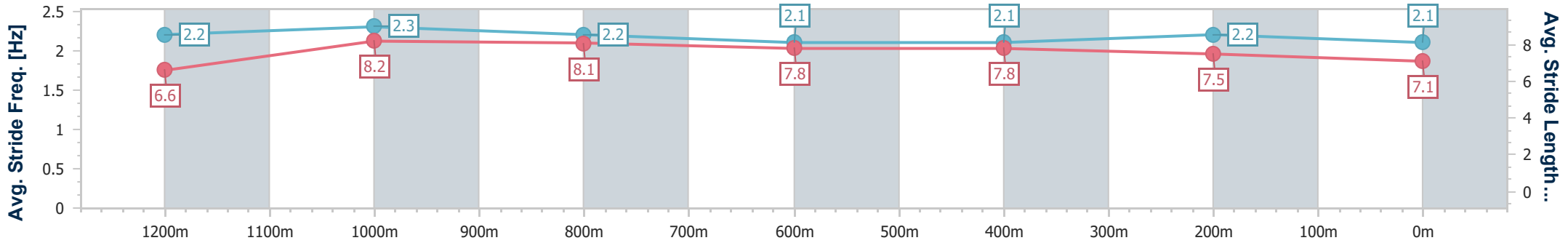
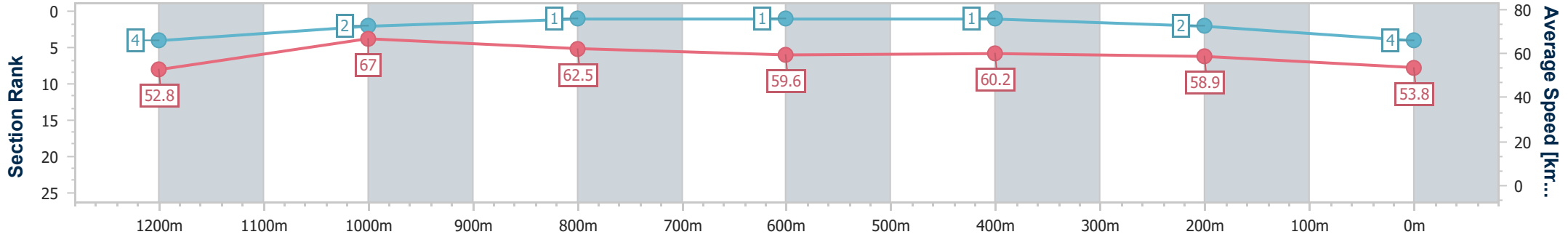
06 April 2024 - 13:54

Track Rating: Soft 6, Weather: Overcast, Rail Position: +4.5 Entire



BRISBANE RACING CLUB

Section	Overall	1200m	1000m	800m	600m	400m	200m
Section Times	1:25.80 [4] (0:13.73)	1:12.07 [4] (0:10.73)	1:01.34 [2] (0:11.54)	0:49.80 [1] (0:12.16)	0:37.64 [1] (0:12.00)	0:25.64 [1] (0:12.21)	0:13.43 [2] (0:13.43)
Average Speed [km/h]	52.8	67.0	62.5	59.6	60.2	58.9	53.8
Top Speed [km/h]	67.0	68.9	65.4	60.9	61.5	61.5	56.8
Avg. Dist. to Rail [m]	8.0	3.8	0.5	1.4	0.5	1.2	2.8
Avg. Stride Freq. [Hz]	2.2	2.3	2.2	2.1	2.1	2.2	2.1
Avg. Stride Length [m]	6.6	8.2	8.1	7.8	7.8	7.5	7.1



- [ ] Ranking at each section and finish
- .-.- No data available at this section
- NA No data available





Horse/Jockey Name	Smytzer
Final Rank	5
Fastest Section Time (Section)	0:10.92 (1200m)
Top Speed [km/h] (Section)	68.6 (1200m)
Race State	Finished



### Eagle Farm QLD Professional

Race 5: DAVE IRVINE'S 50TH No Metro Wins Handicap - 1400m

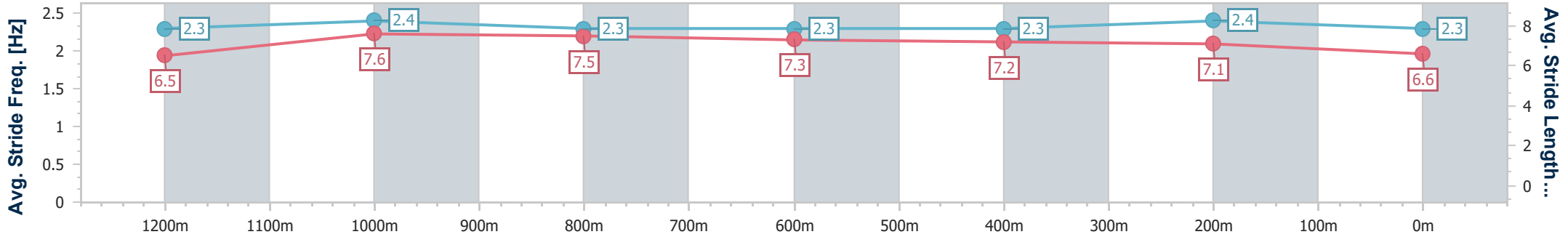
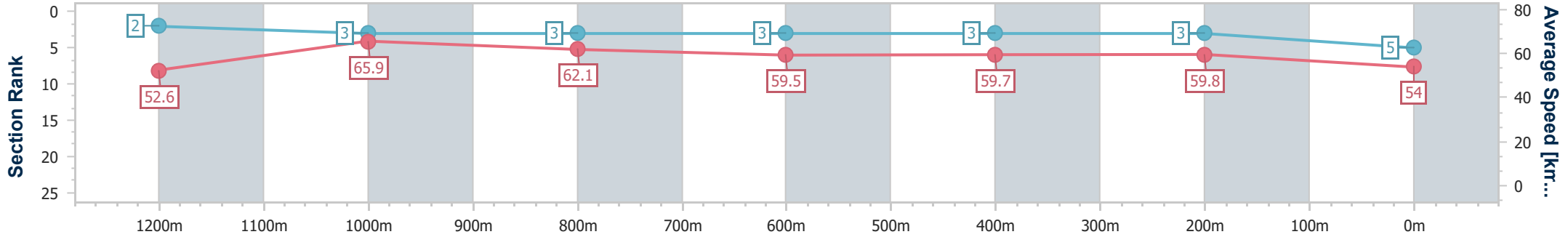
06 April 2024 - 13:54

Track Rating: Soft 6, Weather: Overcast, Rail Position: +4.5 Entire



BRISBANE RACING CLUB

Section	Overall	1200m	1000m	800m	600m	400m	200m
Section Times	1:25.82 [5] (0:13.69)	1:12.13 [2] (0:10.92)	1:01.21 [3] (0:11.63)	0:49.58 [3] (0:12.11)	0:37.47 [3] (0:12.09)	0:25.38 [3] (0:12.02)	0:13.36 [3] (0:13.36)
Average Speed [km/h]	52.6	65.9	62.1	59.5	59.7	59.8	54.0
Top Speed [km/h]	66.8	68.6	63.0	61.2	61.0	61.4	58.3
Avg. Dist. to Rail [m]	3.8	1.6	0.6	0.4	0.4	0.7	0.8
Avg. Stride Freq. [Hz]	2.3	2.4	2.3	2.3	2.3	2.4	2.3
Avg. Stride Length [m]	6.5	7.6	7.5	7.3	7.2	7.1	6.6



- [ ] Ranking at each section and finish
- .-.- No data available at this section
- NA No data available



Horse/Jockey Name	Iring
Final Rank	6
Fastest Section Time (Section)	0:10.74 (1200m)
Top Speed [km/h] (Section)	68.5 (1200m)
Race State	Finished



### Eagle Farm QLD Professional

Race 5: DAVE IRVINE'S 50TH No Metro Wins Handicap - 1400m

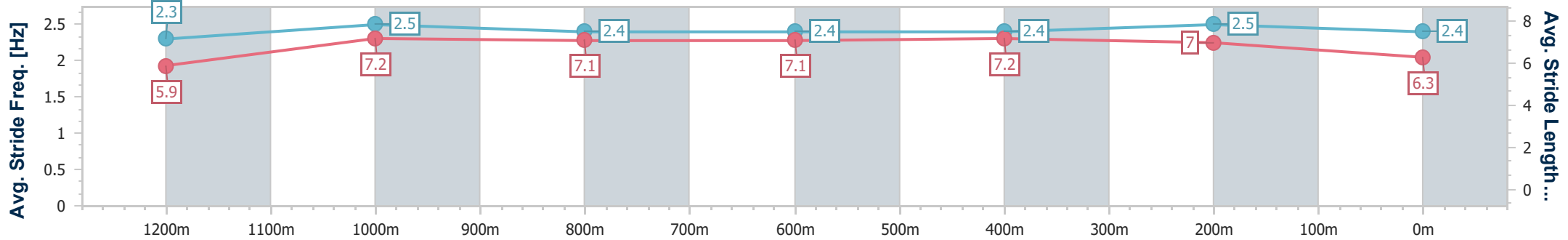
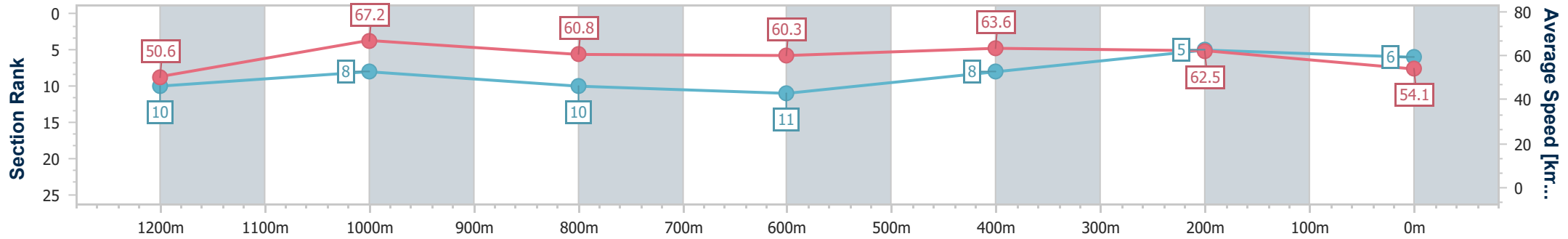
06 April 2024 - 13:54

Track Rating: Soft 6, Weather: Overcast, Rail Position: +4.5 Entire



BRISBANE RACING CLUB

Section	Overall	1200m	1000m	800m	600m	400m	200m
Section Times	1:25.83 [6] (0:14.26)	1:11.57 [10] (0:10.74)	1:00.83 [8] (0:11.98)	0:48.85 [10] (0:12.37)	0:36.48 [11] (0:11.64)	0:24.84 [8] (0:11.54)	0:13.30 [5] (0:13.30)
Average Speed [km/h]	50.6	67.2	60.8	60.3	63.6	62.5	54.1
Top Speed [km/h]	65.5	68.5	62.9	64.5	64.5	64.0	61.0
Avg. Dist. to Rail [m]	5.1	1.5	2.6	7.5	5.2	6.6	9.0
Avg. Stride Freq. [Hz]	2.3	2.5	2.4	2.4	2.4	2.5	2.4
Avg. Stride Length [m]	5.9	7.2	7.1	7.1	7.2	7.0	6.3



- [ ] Ranking at each section and finish
- .-.- No data available at this section
- NA No data available



Horse/Jockey Name	Fixated
Final Rank	7
Fastest Section Time (Section)	0:11.07 (1200m)
Top Speed [km/h] (Section)	68.4 (1200m)
Race State	Finished



### Eagle Farm QLD Professional

Race 5: DAVE IRVINE'S 50TH No Metro Wins Handicap - 1400m

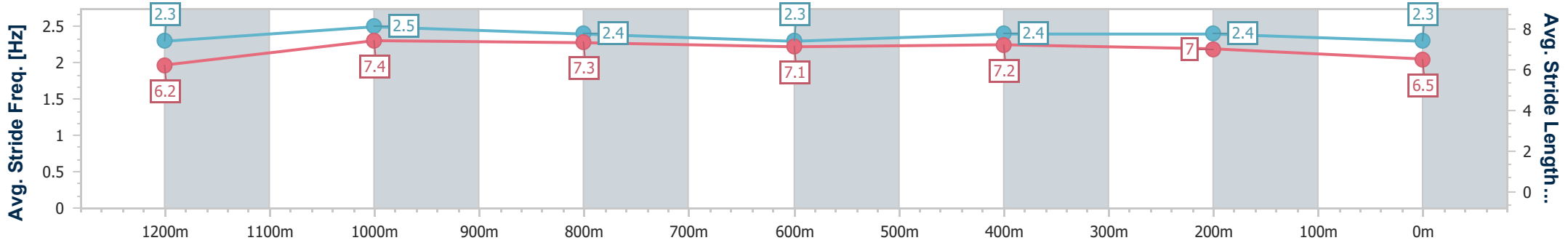
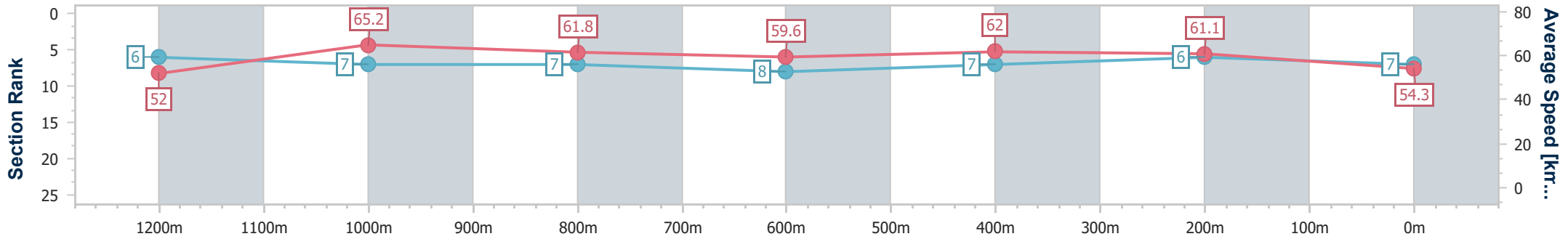
06 April 2024 - 13:54

Track Rating: Soft 6, Weather: Overcast, Rail Position: +4.5 Entire



BRISBANE RACING CLUB

Section	Overall	1200m	1000m	800m	600m	400m	200m
Section Times	1:25.88 [7] (0:13.87)	1:12.01 [6] (0:11.07)	1:00.94 [7] (0:11.68)	0:49.26 [7] (0:12.36)	0:36.90 [8] (0:11.84)	0:25.06 [7] (0:11.80)	0:13.26 [6] (0:13.26)
Average Speed [km/h]	52.0	65.2	61.8	59.6	62.0	61.1	54.3
Top Speed [km/h]	67.1	68.4	63.2	61.4	64.7	63.8	58.2
Avg. Dist. to Rail [m]	3.8	1.1	1.2	4.2	4.0	5.0	5.8
Avg. Stride Freq. [Hz]	2.3	2.5	2.4	2.3	2.4	2.4	2.3
Avg. Stride Length [m]	6.2	7.4	7.3	7.1	7.2	7.0	6.5



- [ ] Ranking at each section and finish
- .-.- No data available at this section
- NA No data available



Horse/Jockey Name	Caderas
Final Rank	8
Fastest Section Time (Section)	0:11.01 (1200m)
Top Speed [km/h] (Section)	67.2 (1200m)
Race State	Finished



Eagle Farm QLD Professional



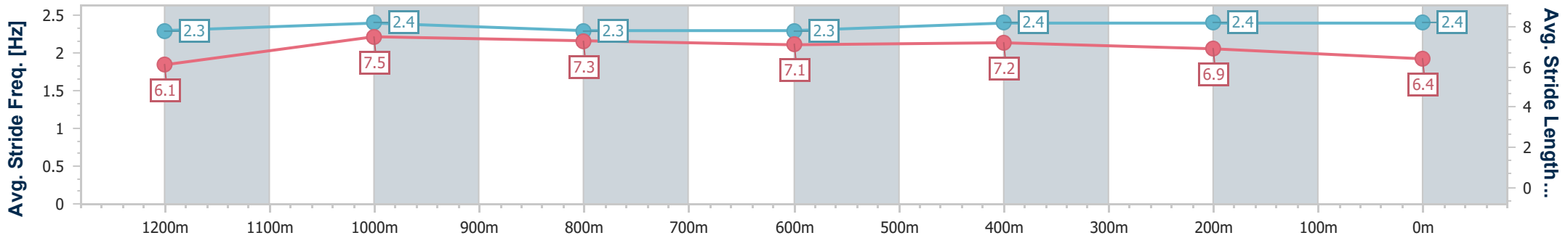
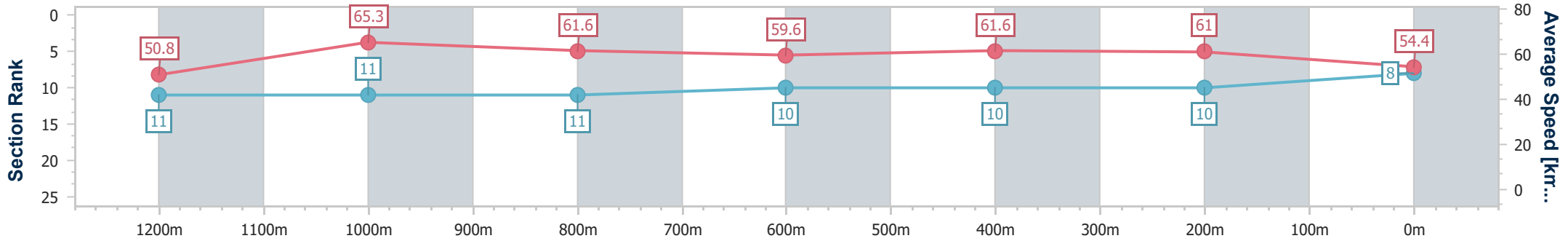
Race 5: DAVE IRVINE'S 50TH No Metro Wins Handicap - 1400m

06 April 2024 - 13:54

BRISBANE RACING CLUB

Track Rating: Soft 6, Weather: Overcast, Rail Position: +4.5 Entire

Section	Overall	1200m	1000m	800m	600m	400m	200m
Section Times	1:26.13 [8] (0:14.27)	1:11.86 [11] (0:11.01)	1:00.85 [11] (0:11.75)	0:49.10 [11] (0:12.21)	0:36.89 [10] (0:11.84)	0:25.05 [10] (0:11.83)	0:13.22 [10] (0:13.22)
Average Speed [km/h]	50.8	65.3	61.6	59.6	61.6	61.0	54.4
Top Speed [km/h]	63.9	67.2	63.2	62.1	64.0	64.4	58.1
Avg. Dist. to Rail [m]	7.9	2.9	1.1	2.3	2.5	7.3	5.4
Avg. Stride Freq. [Hz]	2.3	2.4	2.3	2.3	2.4	2.4	2.4
Avg. Stride Length [m]	6.1	7.5	7.3	7.1	7.2	6.9	6.4



- [ ] Ranking at each section and finish
- .-.- No data available at this section
- NA No data available



Horse/Jockey Name	Denied
Final Rank	9
Fastest Section Time (Section)	0:10.74 (1200m)
Top Speed [km/h] (Section)	68.6 (1200m)
Race State	Finished



Eagle Farm QLD Professional

Race 5: DAVE IRVINE'S 50TH No Metro Wins Handicap - 1400m

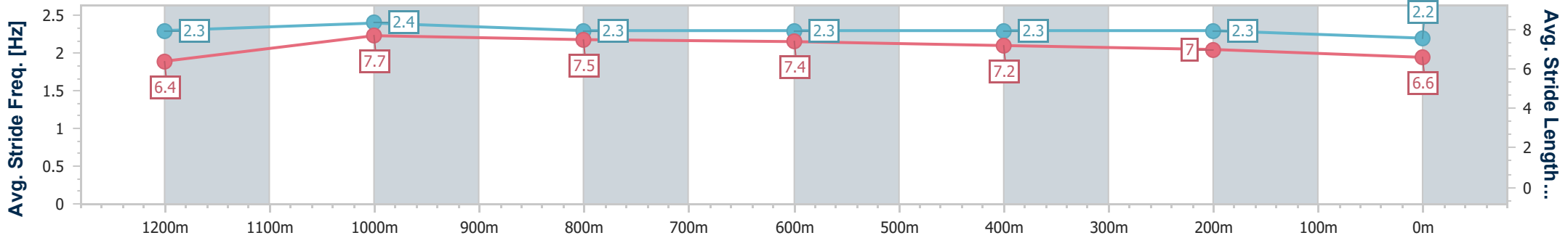
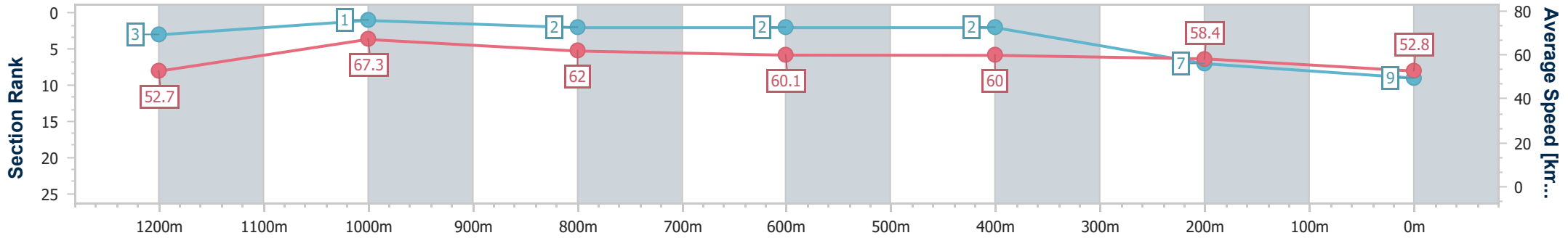
06 April 2024 - 13:54

Track Rating: Soft 6, Weather: Overcast, Rail Position: +4.5 Entire



BRISBANE RACING CLUB

Section	Overall	1200m	1000m	800m	600m	400m	200m
Section Times	1:26.30 [9] (0:13.70)	1:12.60 [3] (0:10.74)	1:01.86 [1] (0:11.74)	0:50.12 [2] (0:12.06)	0:38.06 [2] (0:12.12)	0:25.94 [2] (0:12.31)	0:13.63 [7] (0:13.63)
Average Speed [km/h]	52.7	67.3	62.0	60.1	60.0	58.4	52.8
Top Speed [km/h]	67.3	68.6	64.9	60.9	61.0	60.6	55.1
Avg. Dist. to Rail [m]	9.8	5.2	1.8	1.8	1.8	3.3	3.7
Avg. Stride Freq. [Hz]	2.3	2.4	2.3	2.3	2.3	2.3	2.2
Avg. Stride Length [m]	6.4	7.7	7.5	7.4	7.2	7.0	6.6



- [ ] Ranking at each section and finish
- .-.- No data available at this section
- NA No data available



Horse/Jockey Name	Magic Charlee
Final Rank	10
Fastest Section Time (Section)	0:10.91 (1200m)
Top Speed [km/h] (Section)	67.2 (1200m)
Race State	Finished



Eagle Farm QLD Professional

Race 5: DAVE IRVINE'S 50TH No Metro Wins Handicap - 1400m

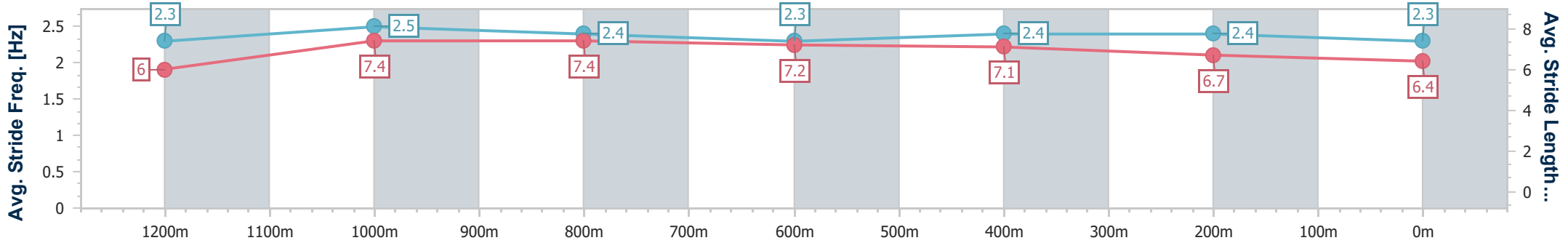
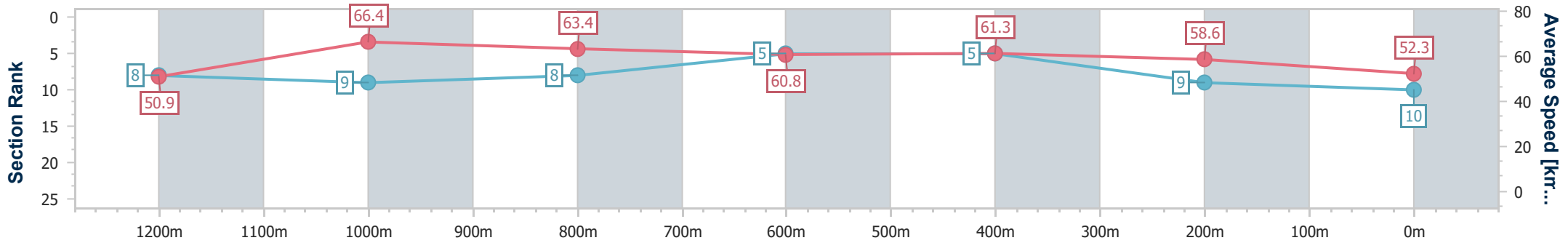
06 April 2024 - 13:54

Track Rating: Soft 6, Weather: Overcast, Rail Position: +4.5 Entire



BRISBANE RACING CLUB

Section	Overall	1200m	1000m	800m	600m	400m	200m
Section Times	1:26.58 [10] (0:14.20)	1:12.38 [8] (0:10.91)	1:01.47 [9] (0:11.55)	0:49.92 [8] (0:11.98)	0:37.94 [5] (0:11.92)	0:26.02 [5] (0:12.30)	0:13.72 [9] (0:13.72)
Average Speed [km/h]	50.9	66.4	63.4	60.8	61.3	58.6	52.3
Top Speed [km/h]	64.4	67.2	65.8	62.5	62.5	60.9	56.4
Avg. Dist. to Rail [m]	9.5	5.5	3.8	2.4	2.6	6.1	7.0
Avg. Stride Freq. [Hz]	2.3	2.5	2.4	2.3	2.4	2.4	2.3
Avg. Stride Length [m]	6.0	7.4	7.4	7.2	7.1	6.7	6.4



- [ ] Ranking at each section and finish
- .-.- No data available at this section
- NA No data available



Horse/Jockey Name	Brave Maso
Final Rank	11
Fastest Section Time (Section)	0:10.93 (1200m)
Top Speed [km/h] (Section)	66.7 (1200m)
Race State	Finished



### Eagle Farm QLD Professional

Race 5: DAVE IRVINE'S 50TH No Metro Wins Handicap - 1400m

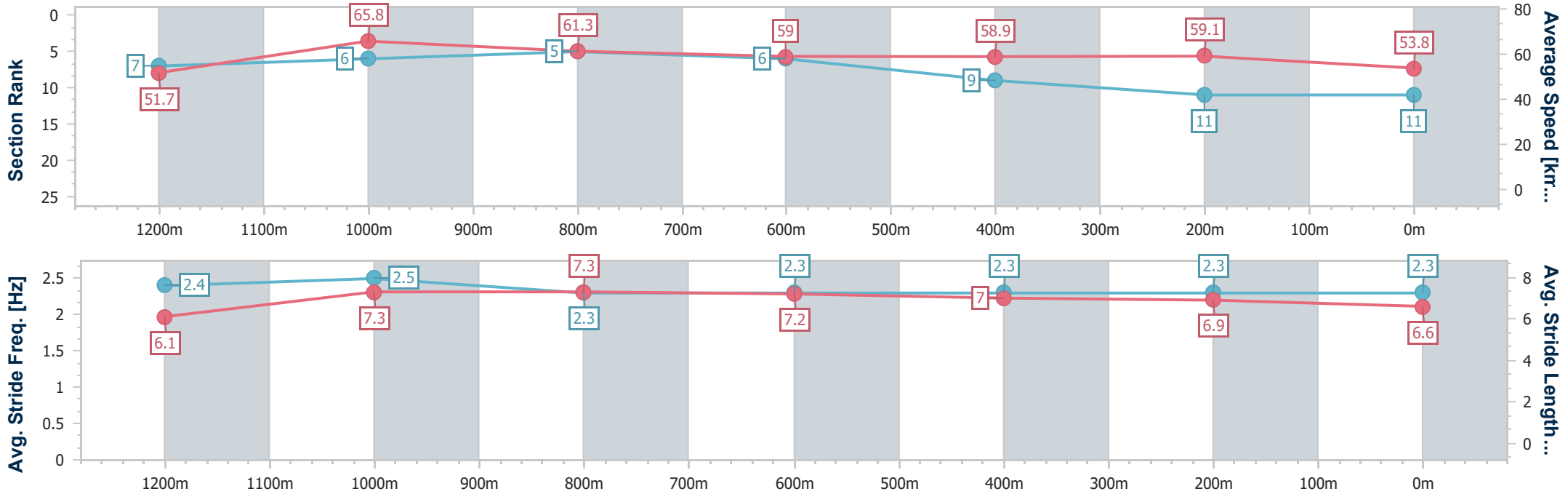
06 April 2024 - 13:54

Track Rating: Soft 6, Weather: Overcast, Rail Position: +4.5 Entire



BRISBANE RACING CLUB

Section	Overall	1200m	1000m	800m	600m	400m	200m
Section Times	1:26.58 [11] (0:13.95)	1:12.63 [7] (0:10.93)	1:01.70 [6] (0:11.67)	0:50.03 [5] (0:12.18)	0:37.85 [6] (0:12.27)	0:25.58 [9] (0:12.19)	0:13.39 [11] (0:13.39)
Average Speed [km/h]	51.7	65.8	61.3	59.0	58.9	59.1	53.8
Top Speed [km/h]	65.1	66.7	62.7	59.9	60.0	60.6	58.2
Avg. Dist. to Rail [m]	1.8	0.3	1.4	1.3	0.5	1.3	2.1
Avg. Stride Freq. [Hz]	2.4	2.5	2.3	2.3	2.3	2.3	2.3
Avg. Stride Length [m]	6.1	7.3	7.3	7.2	7.0	6.9	6.6



- [ ] Ranking at each section and finish
- .-.- No data available at this section
- NA No data available