



Eagle Farm QLD Professional

Race 6: XXXX 3YO QUALITY HANDICAP - 1200m

06 April 2024 - 14:29



BRISBANE
RACING CLUB

Track Rating: Soft 6, Weather: Overcast, Rail Position: +4.5 Entire

| Section | | Overall | 1000m | 800m | 600m | 400m | 200m | Last 600m | | | | | |
|-------------|--|----------------------|----------------------|----------------------|--------------------------|--------------------------|--------------------------|--------------------------|--------------------------|--------------------------|---------|---------|------------------------|
| Field Times | | 1:11.81 (0:13.51) | 0:58.30 (0:11.04) | 0:47.26 (0:11.54) | 0:35.72 (0:11.61) | 0:24.11 (0:11.70) | 0:12.41 (0:12.41) | 0:35.72 | | | | | |
| Rank | TAB Horse/Jockey | Barrier | Top Speed [km/h] | Fastest Section | | | | | | | | Margin | Distance Travelled [m] |
| 1 | 7 EXOTIQUE MISS Robbie Dolan | 7 | 67.4 1000m | 0:11.06 1000m | 1:11.81 [1] (0:13.86) | 0:57.95 [6] (0:11.06) | 0:46.89 [5] (0:11.48) | 0:35.41 [5] (0:11.53) | 0:23.88 [3] (0:11.47) | 0:12.41 [1] (0:12.41) | 1:11.81 | 0:35.41 | |
| 2 | 12 VOLCANIC LOVE Anthony Allen | 12 | 65.9 1000m | 0:11.21 1000m | 1:12.23 [2] (0:13.96) | 0:58.27 [7] (0:11.21) | 0:47.06 [7] (0:11.40) | 0:35.66 [8] (0:11.55) | 0:24.11 [6] (0:11.44) | 0:12.67 [2] (0:12.67) | 2.52L | 0:35.66 | -6 |
| 3 | 2 IN EVIDENCE Martin Harley | 2 | 66.1 1000m | 0:11.16 1000m | 1:12.56 [3] (0:14.23) | 0:58.33 [9] (0:11.16) | 0:47.17 [9] (0:11.45) | 0:35.72 [9] (0:11.59) | 0:24.13 [9] (0:11.53) | 0:12.60 [7] (0:12.60) | 4.42L | 0:35.72 | -2 |
| 4 | 6 THE ASTRONOMER Kyle Wilson-Taylor | 6 | 66.6 1000m | 0:11.16 1000m | 1:12.79 [4] (0:13.65) | 0:59.14 [3] (0:11.16) | 0:47.98 [3] (0:11.53) | 0:36.45 [4] (0:11.61) | 0:24.84 [4] (0:11.89) | 0:12.95 [5] (0:12.95) | 5.79L | 0:36.45 | -3 |
| 5 | 11 NORTH OF ELI Jake Bayliss | 11 | 66.6 1000m | 0:11.17 1000m | 1:12.93 [5] (0:14.03) | 0:58.90 [8] (0:11.17) | 0:47.73 [8] (0:11.36) | 0:36.37 [7] (0:11.63) | 0:24.74 [7] (0:11.70) | 0:13.04 [6] (0:13.04) | 6.61L | 0:36.37 | +1 |
| 6 | 1 HEARTONI Cejay Graham | 1 | 67.5 1000m | 0:11.08 1000m | 1:13.20 [6] (0:13.59) | 0:59.61 [2] (0:11.08) | 0:48.53 [2] (0:11.54) | 0:36.99 [2] (0:11.61) | 0:25.38 [2] (0:11.92) | 0:13.46 [3] (0:13.46) | 8.22L | 0:36.99 | -2 |
| 7 | 8 MISHANI GANGSTER Samantha Collett | 8 | 67.2 1000m | 0:11.16 1000m | 1:13.38 [7] (0:13.79) | 0:59.59 [5] (0:11.16) | 0:48.43 [6] (0:11.58) | 0:36.85 [6] (0:11.70) | 0:25.15 [8] (0:11.82) | 0:13.33 [8] (0:13.33) | 9.26L | 0:36.85 | +1 |
| 8 | 4 MISHANI ROYALE Bailey Wheeler | 4 | 67.0 1000m | 0:11.04 1000m | 1:13.39 [8] (0:13.51) | 0:59.88 [1] (0:11.04) | 0:48.84 [1] (0:11.54) | 0:37.30 [1] (0:11.61) | 0:25.69 [1] (0:12.05) | 0:13.64 [4] (0:13.64) | 9.31L | 0:37.30 | -4 |
| 9 | 3 FLAG HALL Boris Thornton | 3 | 67.1 1000m | 0:11.09 1000m | 1:14.79 [9] (0:13.78) | 1:01.01 [4] (0:11.09) | 0:49.92 [4] (0:11.45) | 0:38.47 [3] (0:11.70) | 0:26.77 [5] (0:12.18) | 0:14.59 [9] (0:14.59) | 17.58L | 0:38.47 | -3 |

Scratched: Felix The Scat (#9), Zoukerette (#5), Connewarre (#10)



| | |
|--------------------------------|-----------------|
| Horse/Jockey Name | Exotique Miss |
| Final Rank | 1 |
| Fastest Section Time (Section) | 0:11.06 (1000m) |
| Top Speed [km/h] (Section) | 67.4 (1000m) |
| Race State | Finished |

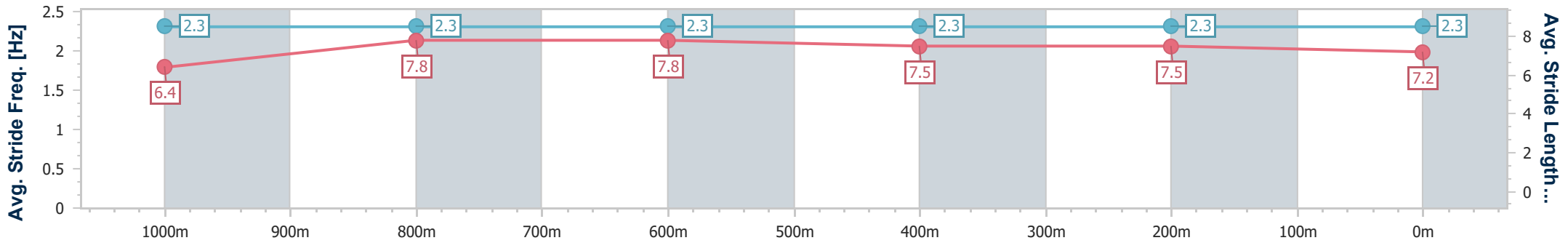
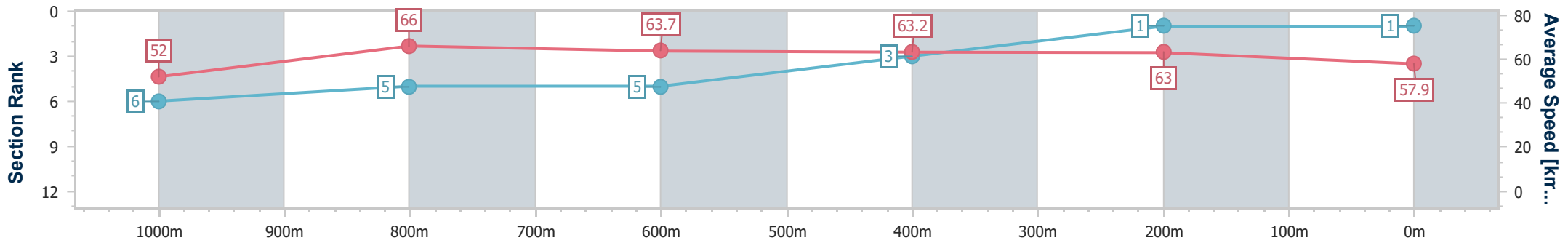


Eagle Farm QLD Professional
 Race 6: XXXX 3YO QUALITY HANDICAP - 1200m
 06 April 2024 - 14:29
 Track Rating: Soft 6, Weather: Overcast, Rail Position: +4.5 Entire



BRISBANE
RACING CLUB

| Section | Overall | 1000m | 800m | 600m | 400m | 200m |
|------------------------|--------------------------|--------------------------|--------------------------|--------------------------|--------------------------|--------------------------|
| Section Times | 1:11.81 [1] (0:13.86) | 0:57.95 [6] (0:11.06) | 0:46.89 [5] (0:11.48) | 0:35.41 [5] (0:11.53) | 0:23.88 [3] (0:11.47) | 0:12.41 [1] (0:12.41) |
| Average Speed [km/h] | 52.0 | 66.0 | 63.7 | 63.2 | 63.0 | 57.9 |
| Top Speed [km/h] | 65.4 | 67.4 | 65.1 | 64.6 | 64.9 | 60.5 |
| Avg. Dist. to Rail [m] | 5.4 | 2.7 | 2.9 | 2.9 | 4.6 | 2.5 |
| Avg. Stride Freq. [Hz] | 2.3 | 2.3 | 2.3 | 2.3 | 2.3 | 2.3 |
| Avg. Stride Length [m] | 6.4 | 7.8 | 7.8 | 7.5 | 7.5 | 7.2 |



- [] Ranking at each section and finish
- .-.- No data available at this section
- NA No data available



| | |
|--------------------------------|-----------------|
| Horse/Jockey Name | Volcanic Love |
| Final Rank | 2 |
| Fastest Section Time (Section) | 0:11.21 (1000m) |
| Top Speed [km/h] (Section) | 65.9 (1000m) |
| Race State | Finished |

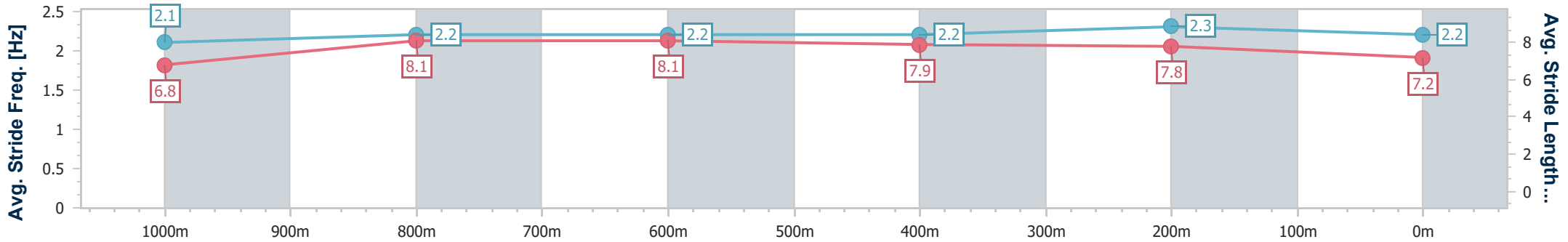
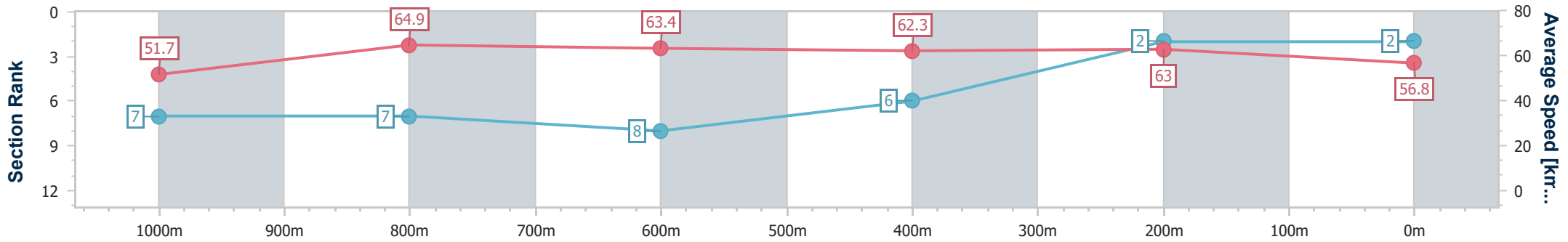


Eagle Farm QLD Professional
 Race 6: XXXX 3YO QUALITY HANDICAP - 1200m
 06 April 2024 - 14:29
 Track Rating: Soft 6, Weather: Overcast, Rail Position: +4.5 Entire



BRISBANE
 RACING CLUB

| Section | Overall | 1000m | 800m | 600m | 400m | 200m |
|------------------------|--------------------------|--------------------------|--------------------------|--------------------------|--------------------------|--------------------------|
| Section Times | 1:12.23 [2] (0:13.96) | 0:58.27 [7] (0:11.21) | 0:47.06 [7] (0:11.40) | 0:35.66 [8] (0:11.55) | 0:24.11 [6] (0:11.44) | 0:12.67 [2] (0:12.67) |
| Average Speed [km/h] | 51.7 | 64.9 | 63.4 | 62.3 | 63.0 | 56.8 |
| Top Speed [km/h] | 65.3 | 65.9 | 64.9 | 64.0 | 64.8 | 59.7 |
| Avg. Dist. to Rail [m] | 3.0 | 1.7 | 0.9 | 0.5 | 4.4 | 4.7 |
| Avg. Stride Freq. [Hz] | 2.1 | 2.2 | 2.2 | 2.2 | 2.3 | 2.2 |
| Avg. Stride Length [m] | 6.8 | 8.1 | 8.1 | 7.9 | 7.8 | 7.2 |



- [] Ranking at each section and finish
- .-.- No data available at this section
- NA No data available



| | |
|--------------------------------|-----------------|
| Horse/Jockey Name | In Evidence |
| Final Rank | 3 |
| Fastest Section Time (Section) | 0:11.16 (1000m) |
| Top Speed [km/h] (Section) | 66.1 (1000m) |
| Race State | Finished |

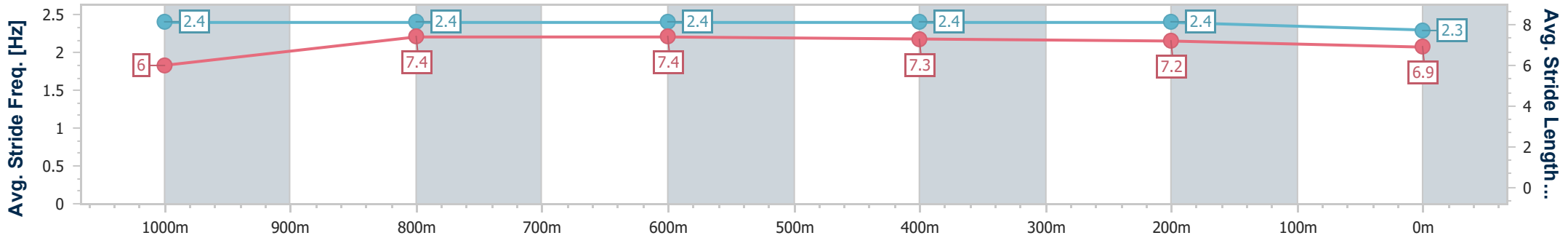
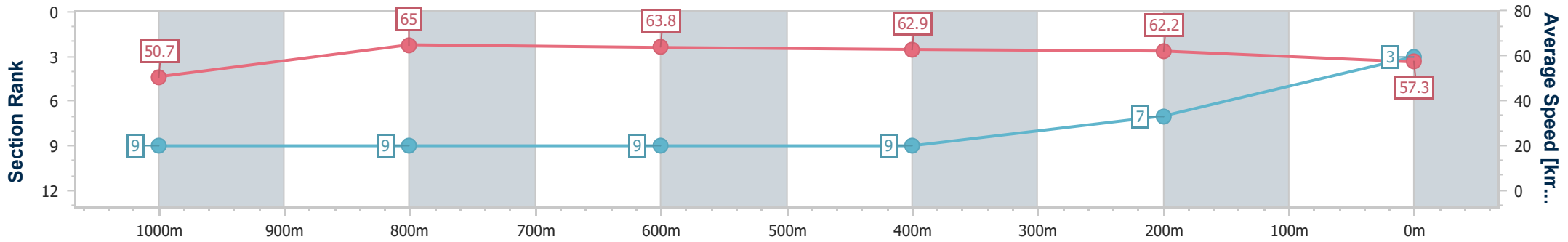


Eagle Farm QLD Professional
 Race 6: XXXX 3YO QUALITY HANDICAP - 1200m
 06 April 2024 - 14:29
 Track Rating: Soft 6, Weather: Overcast, Rail Position: +4.5 Entire



BRISBANE
 RACING CLUB

| Section | Overall | 1000m | 800m | 600m | 400m | 200m |
|------------------------|--------------------------|--------------------------|--------------------------|--------------------------|--------------------------|--------------------------|
| Section Times | 1:12.56 [3] (0:14.23) | 0:58.33 [9] (0:11.16) | 0:47.17 [9] (0:11.45) | 0:35.72 [9] (0:11.59) | 0:24.13 [9] (0:11.53) | 0:12.60 [7] (0:12.60) |
| Average Speed [km/h] | 50.7 | 65.0 | 63.8 | 62.9 | 62.2 | 57.3 |
| Top Speed [km/h] | 64.1 | 66.1 | 65.3 | 64.6 | 63.7 | 60.2 |
| Avg. Dist. to Rail [m] | 4.6 | 1.8 | 3.7 | 1.6 | 4.6 | 4.5 |
| Avg. Stride Freq. [Hz] | 2.4 | 2.4 | 2.4 | 2.4 | 2.4 | 2.3 |
| Avg. Stride Length [m] | 6.0 | 7.4 | 7.4 | 7.3 | 7.2 | 6.9 |



- [] Ranking at each section and finish
- .-.- No data available at this section
- NA No data available



| | |
|--------------------------------|-----------------|
| Horse/Jockey Name | The Astronomer |
| Final Rank | 4 |
| Fastest Section Time (Section) | 0:11.16 (1000m) |
| Top Speed [km/h] (Section) | 66.6 (1000m) |
| Race State | Finished |

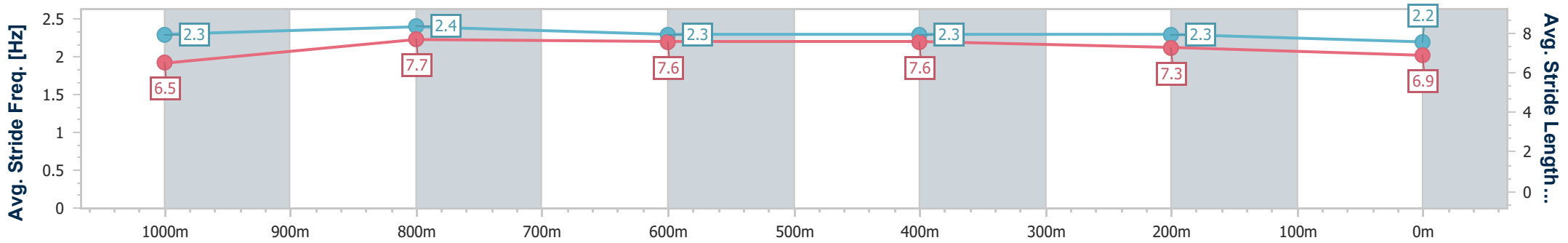
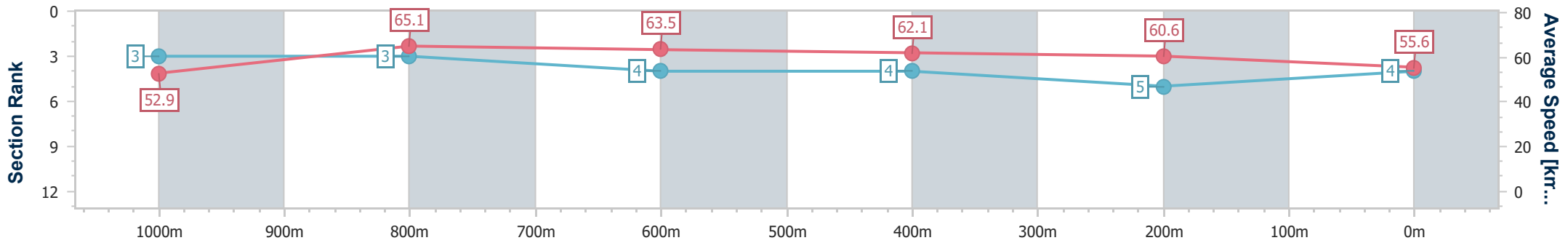


Eagle Farm QLD Professional
 Race 6: XXXX 3YO QUALITY HANDICAP - 1200m
 06 April 2024 - 14:29
 Track Rating: Soft 6, Weather: Overcast, Rail Position: +4.5 Entire



BRISBANE
RACING CLUB

| Section | Overall | 1000m | 800m | 600m | 400m | 200m |
|------------------------|--------------------------|--------------------------|--------------------------|--------------------------|--------------------------|--------------------------|
| Section Times | 1:12.79 [4] (0:13.65) | 0:59.14 [3] (0:11.16) | 0:47.98 [3] (0:11.53) | 0:36.45 [4] (0:11.61) | 0:24.84 [4] (0:11.89) | 0:12.95 [5] (0:12.95) |
| Average Speed [km/h] | 52.9 | 65.1 | 63.5 | 62.1 | 60.6 | 55.6 |
| Top Speed [km/h] | 66.5 | 66.6 | 64.6 | 63.1 | 62.8 | 58.1 |
| Avg. Dist. to Rail [m] | 2.7 | 2.2 | 3.4 | 0.6 | 1.1 | 1.0 |
| Avg. Stride Freq. [Hz] | 2.3 | 2.4 | 2.3 | 2.3 | 2.3 | 2.2 |
| Avg. Stride Length [m] | 6.5 | 7.7 | 7.6 | 7.6 | 7.3 | 6.9 |



- [] Ranking at each section and finish
- .-.- No data available at this section
- NA No data available



| | |
|--------------------------------|-----------------|
| Horse/Jockey Name | North Of Eli |
| Final Rank | 5 |
| Fastest Section Time (Section) | 0:11.17 (1000m) |
| Top Speed [km/h] (Section) | 66.6 (1000m) |
| Race State | Finished |

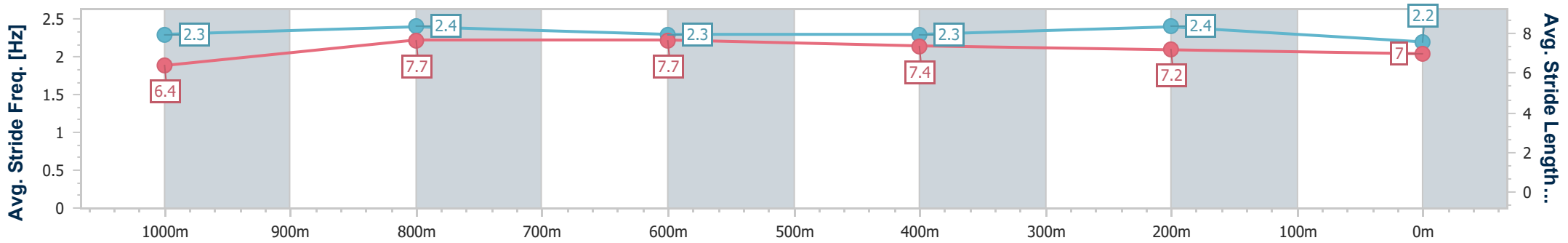
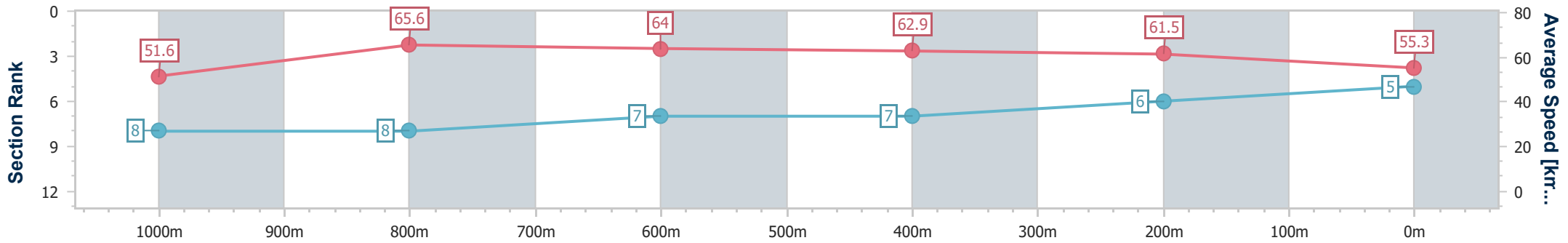


Eagle Farm QLD Professional
 Race 6: XXXX 3YO QUALITY HANDICAP - 1200m
 06 April 2024 - 14:29
 Track Rating: Soft 6, Weather: Overcast, Rail Position: +4.5 Entire



BRISBANE
RACING CLUB

| Section | Overall | 1000m | 800m | 600m | 400m | 200m |
|------------------------|--------------------------|--------------------------|--------------------------|--------------------------|--------------------------|--------------------------|
| Section Times | 1:12.93 [5] (0:14.03) | 0:58.90 [8] (0:11.17) | 0:47.73 [8] (0:11.36) | 0:36.37 [7] (0:11.63) | 0:24.74 [7] (0:11.70) | 0:13.04 [6] (0:13.04) |
| Average Speed [km/h] | 51.6 | 65.6 | 64.0 | 62.9 | 61.5 | 55.3 |
| Top Speed [km/h] | 64.4 | 66.6 | 66.4 | 64.5 | 64.2 | 58.0 |
| Avg. Dist. to Rail [m] | 7.2 | 3.3 | 3.0 | 3.2 | 6.9 | 6.6 |
| Avg. Stride Freq. [Hz] | 2.3 | 2.4 | 2.3 | 2.3 | 2.4 | 2.2 |
| Avg. Stride Length [m] | 6.4 | 7.7 | 7.7 | 7.4 | 7.2 | 7.0 |



- [] Ranking at each section and finish
- .-.- No data available at this section
- NA No data available



| | |
|--------------------------------|-----------------|
| Horse/Jockey Name | Heartoni |
| Final Rank | 6 |
| Fastest Section Time (Section) | 0:11.08 (1000m) |
| Top Speed [km/h] (Section) | 67.5 (1000m) |
| Race State | Finished |

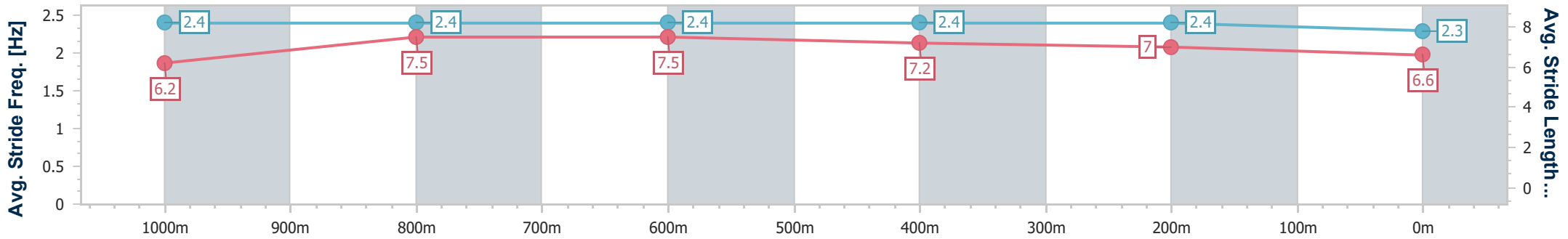
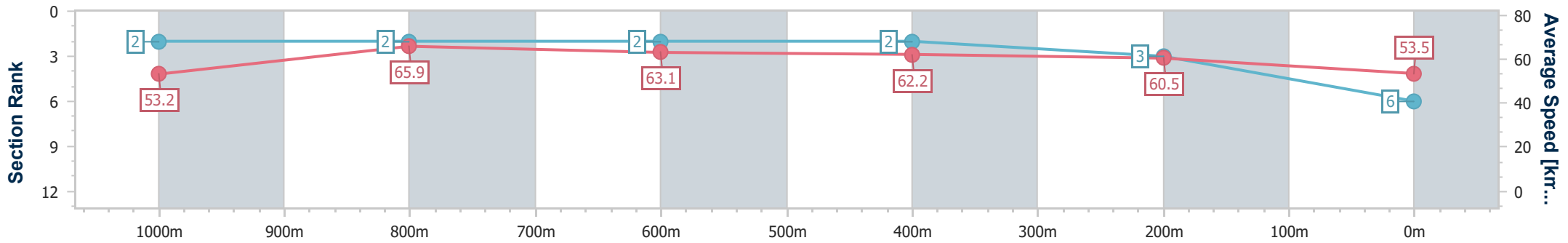


Eagle Farm QLD Professional
 Race 6: XXXX 3YO QUALITY HANDICAP - 1200m
 06 April 2024 - 14:29
 Track Rating: Soft 6, Weather: Overcast, Rail Position: +4.5 Entire



BRISBANE
RACING CLUB

| Section | Overall | 1000m | 800m | 600m | 400m | 200m |
|------------------------|--------------------------|--------------------------|--------------------------|--------------------------|--------------------------|--------------------------|
| Section Times | 1:13.20 [6] (0:13.59) | 0:59.61 [2] (0:11.08) | 0:48.53 [2] (0:11.54) | 0:36.99 [2] (0:11.61) | 0:25.38 [2] (0:11.92) | 0:13.46 [3] (0:13.46) |
| Average Speed [km/h] | 53.2 | 65.9 | 63.1 | 62.2 | 60.5 | 53.5 |
| Top Speed [km/h] | 67.1 | 67.5 | 64.9 | 63.6 | 62.8 | 56.4 |
| Avg. Dist. to Rail [m] | 4.2 | 2.8 | 2.4 | 1.3 | 3.7 | 5.1 |
| Avg. Stride Freq. [Hz] | 2.4 | 2.4 | 2.4 | 2.4 | 2.4 | 2.3 |
| Avg. Stride Length [m] | 6.2 | 7.5 | 7.5 | 7.2 | 7.0 | 6.6 |



- [] Ranking at each section and finish
- .-.- No data available at this section
- NA No data available



| | |
|--------------------------------|------------------|
| Horse/Jockey Name | Mishani Gangster |
| Final Rank | 7 |
| Fastest Section Time (Section) | 0:11.16 (1000m) |
| Top Speed [km/h] (Section) | 67.2 (1000m) |
| Race State | Finished |

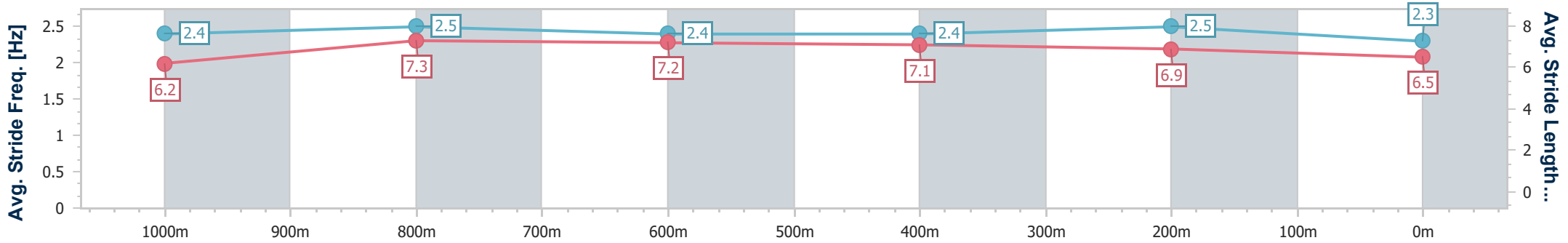
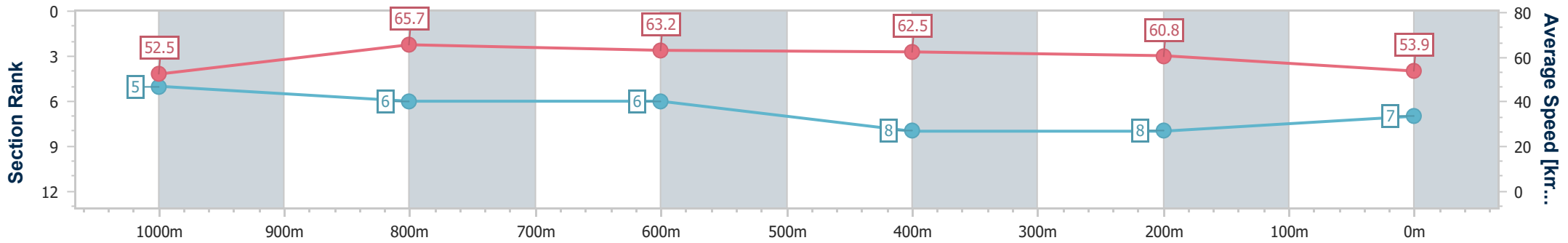


Eagle Farm QLD Professional
 Race 6: XXXX 3YO QUALITY HANDICAP - 1200m
 06 April 2024 - 14:29
 Track Rating: Soft 6, Weather: Overcast, Rail Position: +4.5 Entire



BRISBANE
 RACING CLUB

| Section | Overall | 1000m | 800m | 600m | 400m | 200m |
|------------------------|--------------------------|--------------------------|--------------------------|--------------------------|--------------------------|--------------------------|
| Section Times | 1:13.38 [7] (0:13.79) | 0:59.59 [5] (0:11.16) | 0:48.43 [6] (0:11.58) | 0:36.85 [6] (0:11.70) | 0:25.15 [8] (0:11.82) | 0:13.33 [8] (0:13.33) |
| Average Speed [km/h] | 52.5 | 65.7 | 63.2 | 62.5 | 60.8 | 53.9 |
| Top Speed [km/h] | 65.7 | 67.2 | 65.3 | 64.4 | 63.3 | 58.0 |
| Avg. Dist. to Rail [m] | 6.7 | 4.3 | 3.4 | 2.7 | 6.6 | 6.8 |
| Avg. Stride Freq. [Hz] | 2.4 | 2.5 | 2.4 | 2.4 | 2.5 | 2.3 |
| Avg. Stride Length [m] | 6.2 | 7.3 | 7.2 | 7.1 | 6.9 | 6.5 |



- [] Ranking at each section and finish
- .-.- No data available at this section
- NA No data available



| | |
|--------------------------------|-----------------|
| Horse/Jockey Name | Mishani Royale |
| Final Rank | 8 |
| Fastest Section Time (Section) | 0:11.04 (1000m) |
| Top Speed [km/h] (Section) | 67.0 (1000m) |
| Race State | Finished |

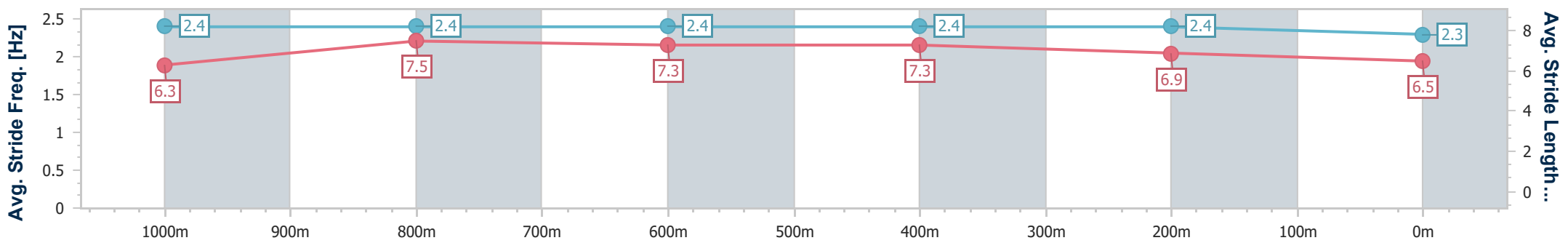
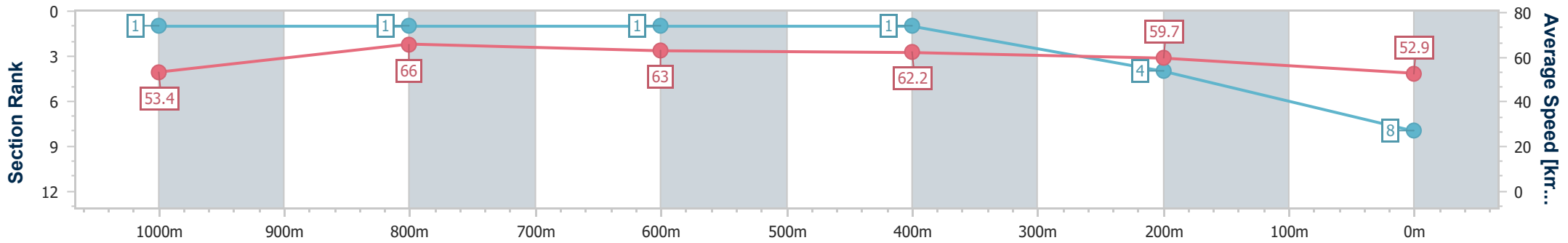


Eagle Farm QLD Professional
 Race 6: XXXX 3YO QUALITY HANDICAP - 1200m
 06 April 2024 - 14:29
 Track Rating: Soft 6, Weather: Overcast, Rail Position: +4.5 Entire



BRISBANE
 RACING CLUB

| Section | Overall | 1000m | 800m | 600m | 400m | 200m |
|------------------------|--------------------------|--------------------------|--------------------------|--------------------------|--------------------------|--------------------------|
| Section Times | 1:13.39 [8] (0:13.51) | 0:59.88 [1] (0:11.04) | 0:48.84 [1] (0:11.54) | 0:37.30 [1] (0:11.61) | 0:25.69 [1] (0:12.05) | 0:13.64 [4] (0:13.64) |
| Average Speed [km/h] | 53.4 | 66.0 | 63.0 | 62.2 | 59.7 | 52.9 |
| Top Speed [km/h] | 64.9 | 67.0 | 65.5 | 63.3 | 62.5 | 56.9 |
| Avg. Dist. to Rail [m] | 1.4 | 2.4 | 1.9 | 1.2 | 2.3 | 1.7 |
| Avg. Stride Freq. [Hz] | 2.4 | 2.4 | 2.4 | 2.4 | 2.4 | 2.3 |
| Avg. Stride Length [m] | 6.3 | 7.5 | 7.3 | 7.3 | 6.9 | 6.5 |



- [] Ranking at each section and finish
- .-.- No data available at this section
- NA No data available



| | |
|--------------------------------|-----------------|
| Horse/Jockey Name | Flag Hall |
| Final Rank | 9 |
| Fastest Section Time (Section) | 0:11.09 (1000m) |
| Top Speed [km/h] (Section) | 67.1 (1000m) |
| Race State | Finished |

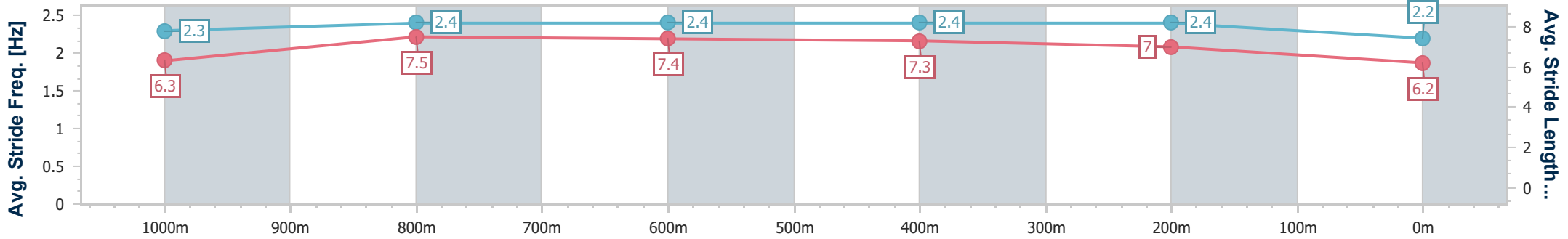
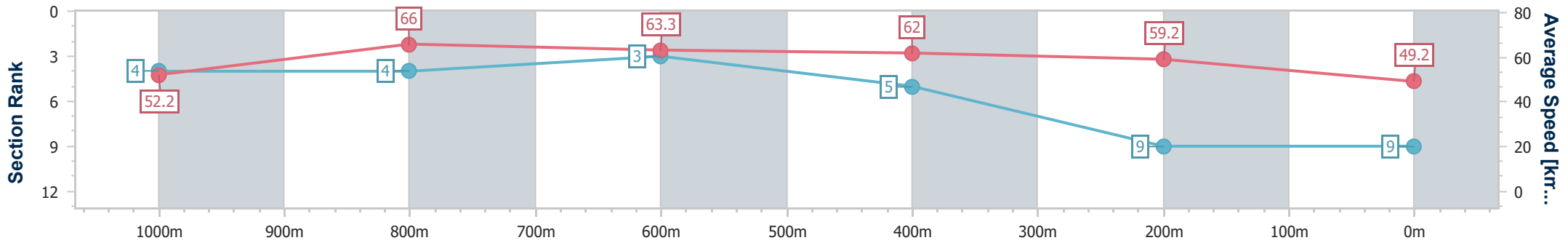


Eagle Farm QLD Professional
 Race 6: XXXX 3YO QUALITY HANDICAP - 1200m
 06 April 2024 - 14:29
 Track Rating: Soft 6, Weather: Overcast, Rail Position: +4.5 Entire



BRISBANE
RACING CLUB

| Section | Overall | 1000m | 800m | 600m | 400m | 200m |
|------------------------|--------------------------|--------------------------|--------------------------|--------------------------|--------------------------|--------------------------|
| Section Times | 1:14.79 [9] (0:13.78) | 1:01.01 [4] (0:11.09) | 0:49.92 [4] (0:11.45) | 0:38.47 [3] (0:11.70) | 0:26.77 [5] (0:12.18) | 0:14.59 [9] (0:14.59) |
| Average Speed [km/h] | 52.2 | 66.0 | 63.3 | 62.0 | 59.2 | 49.2 |
| Top Speed [km/h] | 66.3 | 67.1 | 65.0 | 63.2 | 63.1 | 55.5 |
| Avg. Dist. to Rail [m] | 1.2 | 3.2 | 2.1 | 1.2 | 1.2 | 2.5 |
| Avg. Stride Freq. [Hz] | 2.3 | 2.4 | 2.4 | 2.4 | 2.4 | 2.2 |
| Avg. Stride Length [m] | 6.3 | 7.5 | 7.4 | 7.3 | 7.0 | 6.2 |



- [] Ranking at each section and finish
- .-.- No data available at this section
- NA No data available