



Eagle Farm QLD Professional

Race 7: DRINKWISE BENCHMARK 68 Handicap - 1400m

06 April 2024 - 15:08



BRISBANE
RACING CLUB

Track Rating: Soft 6, Weather: Overcast, Rail Position: +4.5 Entire

Section											Last 600m		
Field Times											0:36.10		
Overall	1200m	1000m	800m	600m	400m								
1:25.95 (0:13.87)	1:12.08 (0:11.87)	1:00.21 (0:12.08)	0:48.13 (0:12.03)	0:36.10 (0:11.82)	0:24.28 (0:11.67)								
Rank	TAB	Horse/Jockey	Barrier	Top Speed [km/h]	Fastest Section							Distance Travelled [m]	
1	19	MAJESTIC BOOM Robbie Dolan	19	63.2 400m	0:11.57 600m	1:25.95 [1] (0:14.14)	1:11.81 [2] (0:11.84)	0:59.97 [2] (0:12.27)	0:47.70 [2] (0:11.91)	0:35.79 [2] (0:11.57)	0:24.22 [2] (0:11.61)	0:35.79	
2	14	OCEAN ZAR Cejay Graham	14	65.2 400m	0:11.30 400m	1:26.10 [2] (0:15.11)	1:10.99 [13] (0:12.12)	0:58.87 [13] (0:12.32)	0:46.55 [13] (0:11.50)	0:35.05 [13] (0:11.58)	0:23.47 [12] (0:11.30)	0:35.05	+6
3	5	STARRY EYES Martin Harley	5	63.1 400m	0:11.65 400m	1:26.22 [3] (0:14.45)	1:11.77 [4] (0:11.85)	0:59.92 [3] (0:12.09)	0:47.83 [3] (0:11.90)	0:35.93 [5] (0:11.79)	0:24.14 [5] (0:11.65)	0:35.93	+2
4	16	SELLING SUNSET Casey Waddell	16	62.8 600m	0:11.64 400m	1:26.34 [4] (0:14.78)	1:11.56 [7] (0:11.90)	0:59.66 [7] (0:11.92)	0:47.74 [6] (0:11.81)	0:35.93 [6] (0:11.78)	0:24.15 [7] (0:11.64)	0:35.93	+1
5	10	REGAL EDITION Angela Jones	10	65.7 400m	0:11.42 400m	1:26.47 [5] (0:14.80)	1:11.67 [9] (0:11.89)	0:59.78 [8] (0:12.17)	0:47.61 [8] (0:11.81)	0:35.80 [9] (0:11.62)	0:24.18 [9] (0:11.42)	0:35.80	+11
6	1	DARK HARMONY Tahlia Fenlon	1	64.4 Overall	0:11.82 600m	1:26.50 [6] (0:13.87)	1:12.63 [1] (0:11.87)	1:00.76 [1] (0:12.08)	0:48.68 [1] (0:12.03)	0:36.65 [1] (0:11.82)	0:24.83 [1] (0:11.93)	0:36.65	-2
7	2	PENTITO Yvette Lewis	2	63.1 1200m	0:11.69 800m	1:26.52 [7] (0:14.68)	1:11.84 [6] (0:11.70)	1:00.14 [5] (0:12.15)	0:47.99 [5] (0:11.69)	0:36.30 [3] (0:11.76)	0:24.54 [3] (0:11.79)	0:36.30	+7
8	9	START STRUTTING Melea Castle	9	64.9 600m	0:11.42 600m	1:26.61 [8] (0:15.01)	1:11.60 [12] (0:11.96)	0:59.64 [12] (0:12.06)	0:47.58 [10] (0:11.64)	0:35.94 [8] (0:11.42)	0:24.52 [6] (0:11.60)	0:35.94	-1
9	8	LATELY Marnu Potgieter	8	63.7 400m	0:11.68 400m	1:26.85 [9] (0:14.79)	1:12.06 [8] (0:11.97)	1:00.09 [9] (0:12.23)	0:47.86 [9] (0:11.74)	0:36.12 [10] (0:11.72)	0:24.40 [10] (0:11.68)	0:36.12	+3
10	7	JUPITUS James Orman	7	64.0 600m	0:11.62 600m	1:26.92 [10] (0:14.98)	1:11.94 [11] (0:11.88)	1:00.06 [10] (0:12.36)	0:47.70 [12] (0:11.78)	0:35.92 [12] (0:11.62)	0:24.30 [11] (0:11.66)	0:35.92	+5

Scratched: Smytzer (#3), Vintage Choice (#4), Kinetic (#17), Caderas (#21), Greek Star (#24), Damiani (#15), Brave Maso (#12), Hoot 'N' Holler (#13), Denied (#18), Private Banker (#20), Charlie's Case (#23)

[] Ranking at each section and finish
-:--:- No data available at this section
NA No data available

SCN Saddle cloth number
DNF Did not finish
DNT Did not track



Eagle Farm QLD Professional

Race 7: DRINKWISE BENCHMARK 68 Handicap - 1400m

06 April 2024 - 15:08



BRISBANE
RACING CLUB

Track Rating: Soft 6, Weather: Overcast, Rail Position: +4.5 Entire

Section	Overall	1200m	1000m	800m	600m	400m	Last 600m
Field Times	1:25.95 (0:13.87)	1:12.08 (0:11.87)	1:00.21 (0:12.08)	0:48.13 (0:12.03)	0:36.10 (0:11.82)	0:24.28 (0:11.67)	0:36.10

Rank	TAB	Horse/Jockey	Barrier	Top Speed [km/h]	Fastest Section	Overall	1200m	1000m	800m	600m	400m	Last 600m	Distance Travelled [m]
11	22	FELIX THE SCAT Ryan Maloney	22	64.0 600m	0:11.76 800m	1:27.23 [11] (0:14.54)	1:12.69 [5] (0:11.93)	1:00.76 [6] (0:12.19)	0:48.57 [7] (0:11.76)	0:36.81 [7] (0:11.77)	0:25.04 [8] (0:11.79)	0:36.81	+5
12	11	MENARI MAGIC Jim Byrne	11	64.4 800m	0:11.76 400m	1:27.99 [12] (0:14.95)	1:13.04 [10] (0:11.96)	1:01.08 [11] (0:12.24)	0:48.84 [11] (0:11.78)	0:37.06 [11] (0:11.82)	0:25.24 [13] (0:11.76)	0:37.06	+13
13	6	I AM LETHAL Kyle Wilson-Taylor	6	64.1 600m	0:11.80 600m	1:28.25 [13] (0:14.42)	1:13.83 [3] (0:11.93)	1:01.90 [4] (0:12.09)	0:49.81 [4] (0:11.81)	0:38.00 [4] (0:11.80)	0:26.20 [4] (0:11.82)	0:38.00	+6

Scratched: Smytzer (#3), Vintage Choice (#4), Kinetic (#17), Caderas (#21), Greek Star (#24), Damiani (#15), Brave Maso (#12), Hoot 'N' Holler (#13), Denied (#18), Private Banker (#20), Charlie's Case (#23)

[] Ranking at each section and finish
 -:-:-:- No data available at this section
 NA No data available

SCN Saddle cloth number
 DNF Did not finish
 DNT Did not track



Eagle Farm QLD Professional

Race 7: DRINKWISE BENCHMARK 68 Handicap - 1400m

06 April 2024 - 15:08



BRISBANE
RACING CLUB

Track Rating: Soft 6, Weather: Overcast, Rail Position: +4.5 Entire

Section							200m			Last 600m
Field Times							0:12.61			0:36.10
Rank	TAB	Horse/Jockey	Barrier	Top Speed [km/h]	Fastest Section	Margin				Distance Travelled [m]
1	19	MAJESTIC BOOM Robbie Dolan	19	63.2 400m	0:11.57 600m	0:12.61 [1] (0:12.61)	1:25.95		0:35.79	
2	14	OCEAN ZAR Cejay Graham	14	65.2 400m	0:11.30 400m	0:12.17 [9] (0:12.17)	0.9L		0:35.05	+6
3	5	STARRY EYES Martin Harley	5	63.1 400m	0:11.65 400m	0:12.49 [5] (0:12.49)	1.62L		0:35.93	+2
4	16	SELLING SUNSET Casey Waddell	16	62.8 600m	0:11.64 400m	0:12.51 [7] (0:12.51)	2.32L		0:35.93	+1
5	10	REGAL EDITION Angela Jones	10	65.7 400m	0:11.42 400m	0:12.76 [4] (0:12.76)	3.09L		0:35.80	+11
6	1	DARK HARMONY Tahlia Fenlon	1	64.4 Overall	0:11.82 600m	0:12.90 [2] (0:12.90)	3.23L		0:36.65	-2
7	2	PENTITO Yvette Lewis	2	63.1 1200m	0:11.69 800m	0:12.75 [6] (0:12.75)	3.34L		0:36.30	+7
8	9	START STRUTTING Melea Castle	9	64.9 600m	0:11.42 600m	0:12.92 [3] (0:12.92)	3.89L		0:35.94	-1
9	8	LATELY Marnu Potgieter	8	63.7 400m	0:11.68 400m	0:12.72 [11] (0:12.72)	5.3L		0:36.12	+3
10	7	JUPITUS James Orman	7	64.0 600m	0:11.62 600m	0:12.64 [12] (0:12.64)	5.74L		0:35.92	+5

Scratched: Smytzer (#3), Vintage Choice (#4), Kinetic (#17), Caderas (#21), Greek Star (#24), Damiani (#15), Brave Maso (#12), Hoot 'N' Holler (#13), Denied (#18), Private Banker (#20), Charlie's Case (#23)

Report Created: Sat 6 April 2024 15:41 GMT+10 (Note: Timing is based on position data)

Page 3/17

[] Ranking at each section and finish
-:--:-- No data available at this section
NA No data available

SCN Saddle cloth number
DNF Did not finish
DNT Did not track

data processed by TRIPLESDATA



Eagle Farm QLD Professional

Race 7: DRINKWISE BENCHMARK 68 Handicap - 1400m

06 April 2024 - 15:08



BRISBANE
RACING CLUB

Track Rating: Soft 6, Weather: Overcast, Rail Position: +4.5 Entire

Section				200m				Last 600m	
Field Times				0:12.61 (0:12.61)				0:36.10	
Rank	TAB	Horse/Jockey	Barrier	Top Speed [km/h]	Fastest Section	Margin			Distance Travelled [m]
11	22	FELIX THE SCAT Ryan Maloney	22	64.0 600m	0:11.76 800m	0:13.25 [10] (0:13.25)	7.52L		0:36.81 +5
12	11	MENARI MAGIC Jim Byrne	11	64.4 800m	0:11.76 400m	0:13.48 [13] (0:13.48)	11.99L		0:37.06 +13
13	6	I AM LETHAL Kyle Wilson-Taylor	6	64.1 600m	0:11.80 600m	0:14.38 [8] (0:14.38)	13.55L		0:38.00 +6

Scratched: Smytzer (#3), Vintage Choice (#4), Kinetic (#17), Caderas (#21), Greek Star (#24), Damiani (#15), Brave Maso (#12), Hoot 'N' Holler (#13), Denied (#18), Private Banker (#20), Charlie's Case (#23)

[] Ranking at each section and finish
 -:-:- No data available at this section
 NA No data available

SCN Saddle cloth number
 DNF Did not finish
 DNT Did not track



Horse/Jockey Name	Majestic Boom
Final Rank	1
Fastest Section Time (Section)	0:11.57 (600m)
Top Speed [km/h] (Section)	63.2 (400m)
Race State	Finished



Eagle Farm QLD Professional

Race 7: DRINKWISE BENCHMARK 68 Handicap - 1400m

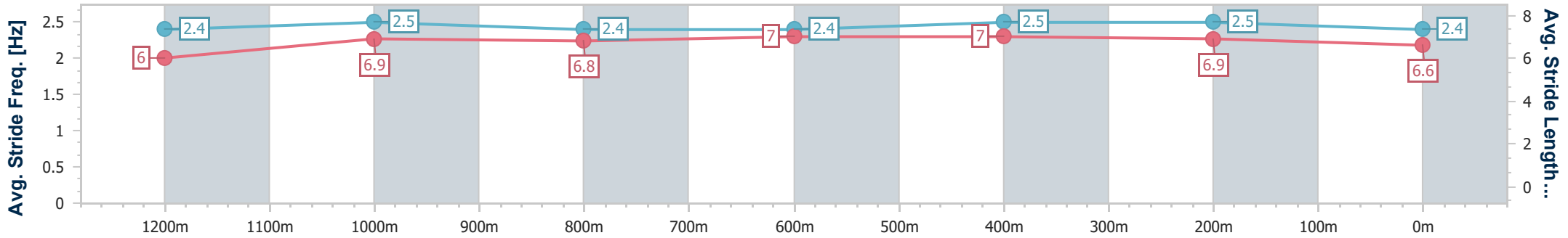
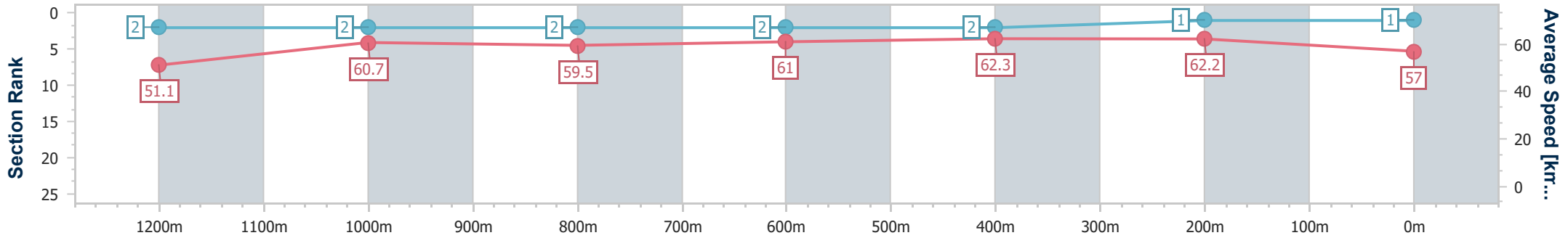
06 April 2024 - 15:08

Track Rating: Soft 6, Weather: Overcast, Rail Position: +4.5 Entire



BRISBANE RACING CLUB

Section	Overall	1200m	1000m	800m	600m	400m	200m
Section Times	1:25.95 [1] (0:14.14)	1:11.81 [2] (0:11.84)	0:59.97 [2] (0:12.27)	0:47.70 [2] (0:11.91)	0:35.79 [2] (0:11.57)	0:24.22 [2] (0:11.61)	0:12.61 [1] (0:12.61)
Average Speed [km/h]	51.1	60.7	59.5	61.0	62.3	62.2	57.0
Top Speed [km/h]	61.3	62.1	61.1	61.9	63.2	63.2	60.0
Avg. Dist. to Rail [m]	5.3	2.8	2.3	2.5	0.9	2.6	3.6
Avg. Stride Freq. [Hz]	2.4	2.5	2.4	2.4	2.5	2.5	2.4
Avg. Stride Length [m]	6.0	6.9	6.8	7.0	7.0	6.9	6.6



- [] Ranking at each section and finish
- .-.- No data available at this section
- NA No data available



Horse/Jockey Name	Ocean Zar
Final Rank	2
Fastest Section Time (Section)	0:11.30 (400m)
Top Speed [km/h] (Section)	65.2 (400m)
Race State	Finished



Eagle Farm QLD Professional

Race 7: DRINKWISE BENCHMARK 68 Handicap - 1400m

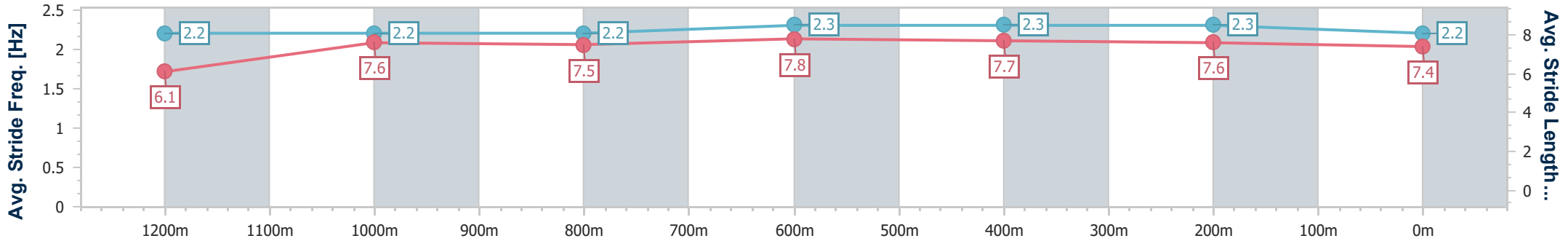
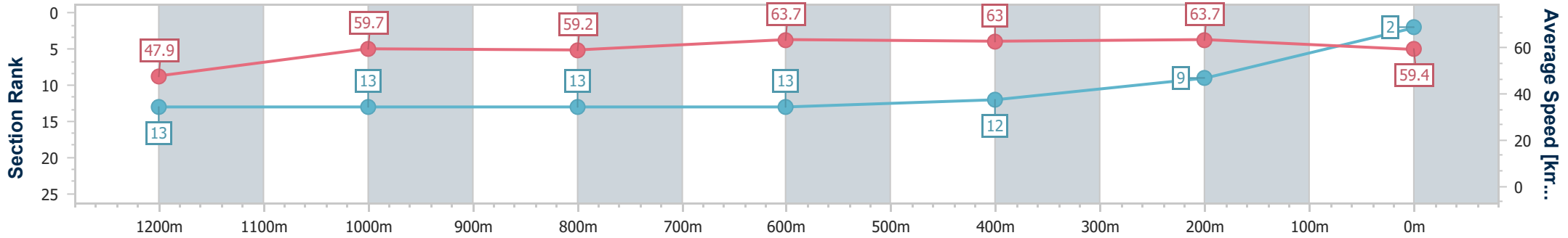
06 April 2024 - 15:08

Track Rating: Soft 6, Weather: Overcast, Rail Position: +4.5 Entire



BRISBANE RACING CLUB

Section	Overall	1200m	1000m	800m	600m	400m	200m
Section Times	1:26.10 [2] (0:15.11)	1:10.99 [13] (0:12.12)	0:58.87 [13] (0:12.32)	0:46.55 [13] (0:11.50)	0:35.05 [13] (0:11.58)	0:23.47 [12] (0:11.30)	0:12.17 [9] (0:12.17)
Average Speed [km/h]	47.9	59.7	59.2	63.7	63.0	63.7	59.4
Top Speed [km/h]	57.7	60.4	62.5	64.8	65.1	65.2	61.1
Avg. Dist. to Rail [m]	10.2	3.6	3.1	3.2	3.2	4.2	0.8
Avg. Stride Freq. [Hz]	2.2	2.2	2.2	2.3	2.3	2.3	2.2
Avg. Stride Length [m]	6.1	7.6	7.5	7.8	7.7	7.6	7.4



- [] Ranking at each section and finish
- .-.- No data available at this section
- NA No data available



Horse/Jockey Name	Starry Eyes
Final Rank	3
Fastest Section Time (Section)	0:11.65 (400m)
Top Speed [km/h] (Section)	63.1 (400m)
Race State	Finished



Eagle Farm QLD Professional

Race 7: DRINKWISE BENCHMARK 68 Handicap - 1400m

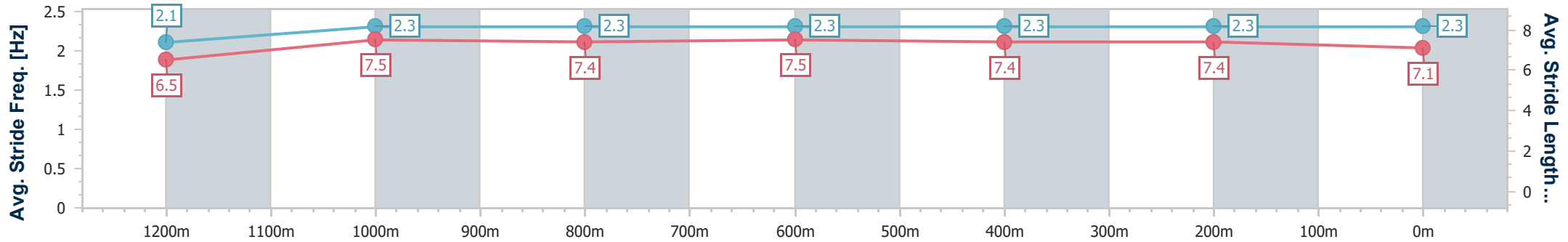
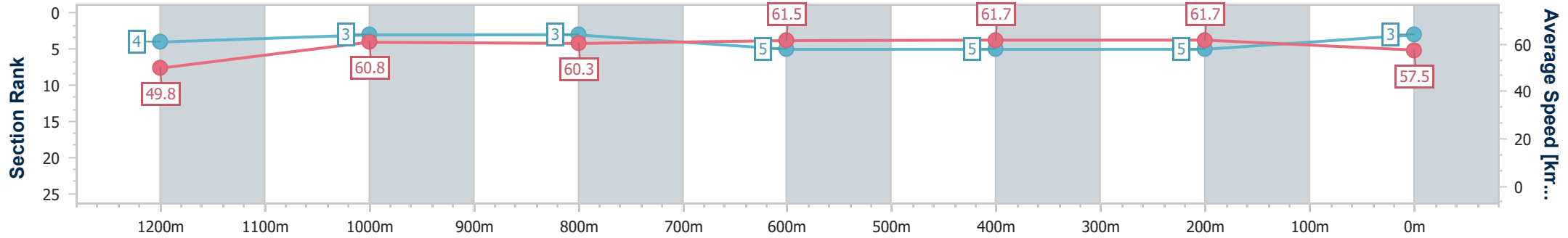
06 April 2024 - 15:08

Track Rating: Soft 6, Weather: Overcast, Rail Position: +4.5 Entire



BRISBANE RACING CLUB

Section	Overall	1200m	1000m	800m	600m	400m	200m
Section Times	1:26.22 [3] (0:14.45)	1:11.77 [4] (0:11.85)	0:59.92 [3] (0:12.09)	0:47.83 [3] (0:11.90)	0:35.93 [5] (0:11.79)	0:24.14 [5] (0:11.65)	0:12.49 [5] (0:12.49)
Average Speed [km/h]	49.8	60.8	60.3	61.5	61.7	61.7	57.5
Top Speed [km/h]	61.2	61.5	61.6	62.4	62.6	63.1	60.2
Avg. Dist. to Rail [m]	2.4	1.9	2.5	2.9	2.2	5.9	8.1
Avg. Stride Freq. [Hz]	2.1	2.3	2.3	2.3	2.3	2.3	2.3
Avg. Stride Length [m]	6.5	7.5	7.4	7.5	7.4	7.4	7.1



- [] Ranking at each section and finish
- .-.- No data available at this section
- NA No data available



Horse/Jockey Name	Selling Sunset
Final Rank	4
Fastest Section Time (Section)	0:11.64 (400m)
Top Speed [km/h] (Section)	62.8 (600m)
Race State	Finished



Eagle Farm QLD Professional

Race 7: DRINKWISE BENCHMARK 68 Handicap - 1400m

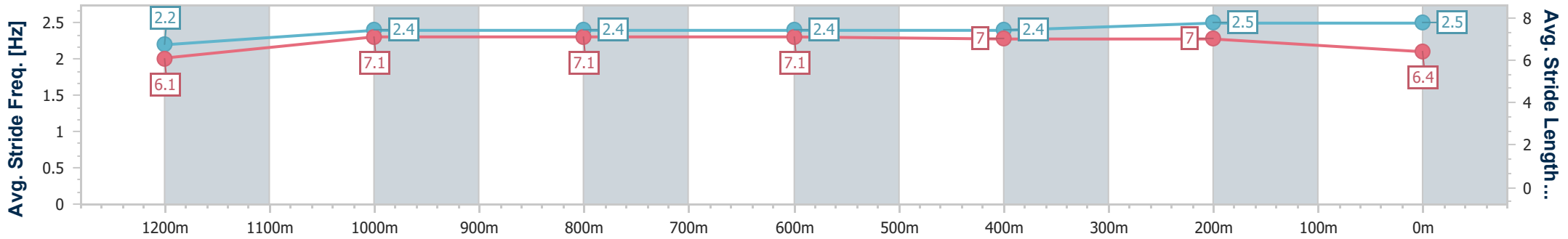
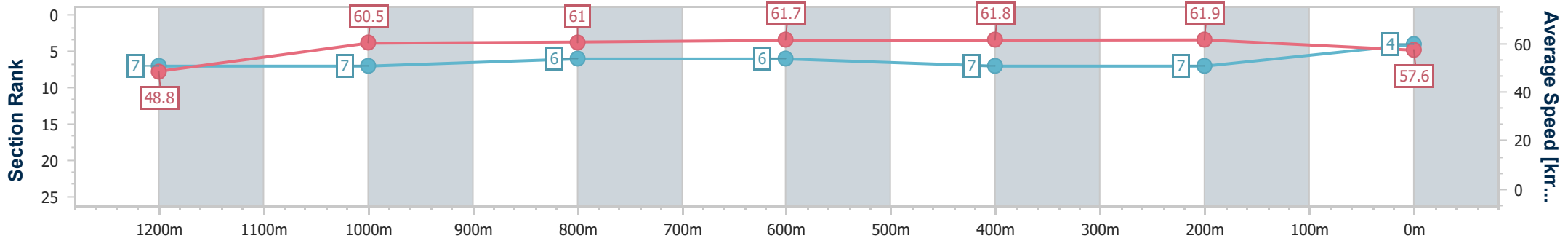
06 April 2024 - 15:08

Track Rating: Soft 6, Weather: Overcast, Rail Position: +4.5 Entire



BRISBANE RACING CLUB

Section	Overall	1200m	1000m	800m	600m	400m	200m
Section Times	1:26.34 [4] (0:14.78)	1:11.56 [7] (0:11.90)	0:59.66 [7] (0:11.92)	0:47.74 [6] (0:11.81)	0:35.93 [6] (0:11.78)	0:24.15 [7] (0:11.64)	0:12.51 [7] (0:12.51)
Average Speed [km/h]	48.8	60.5	61.0	61.7	61.8	61.9	57.6
Top Speed [km/h]	61.0	61.7	62.2	62.0	62.8	62.6	60.1
Avg. Dist. to Rail [m]	3.6	2.3	1.7	2.2	3.0	3.3	0.9
Avg. Stride Freq. [Hz]	2.2	2.4	2.4	2.4	2.4	2.5	2.5
Avg. Stride Length [m]	6.1	7.1	7.1	7.1	7.0	7.0	6.4



- [] Ranking at each section and finish
- .-.- No data available at this section
- NA No data available



Horse/Jockey Name	Regal Edition
Final Rank	5
Fastest Section Time (Section)	0:11.42 (400m)
Top Speed [km/h] (Section)	65.7 (400m)
Race State	Finished



Eagle Farm QLD Professional

Race 7: DRINKWISE BENCHMARK 68 Handicap - 1400m

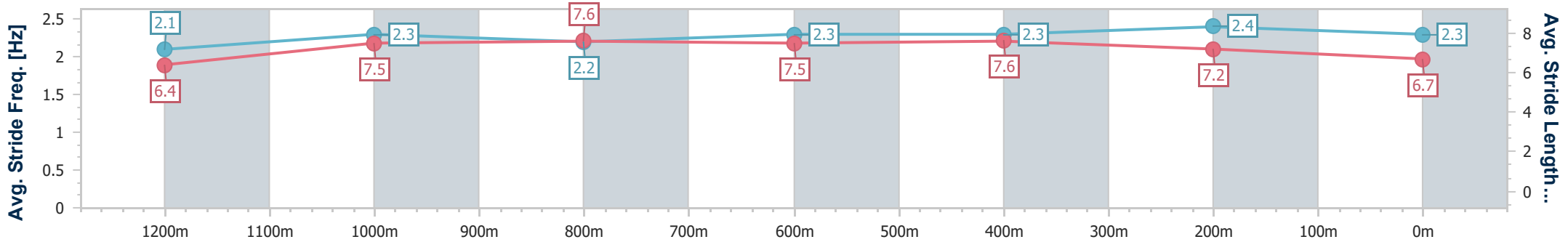
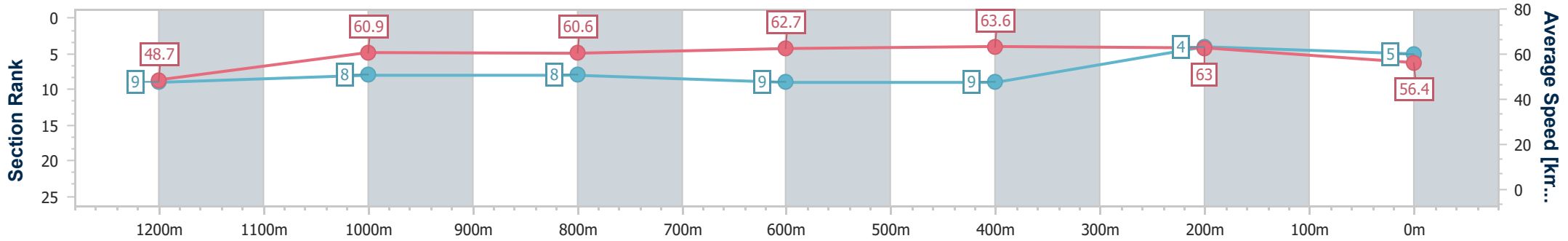
06 April 2024 - 15:08

Track Rating: Soft 6, Weather: Overcast, Rail Position: +4.5 Entire



BRISBANE RACING CLUB

Section	Overall	1200m	1000m	800m	600m	400m	200m
Section Times	1:26.47 [5] (0:14.80)	1:11.67 [9] (0:11.89)	0:59.78 [8] (0:12.17)	0:47.61 [8] (0:11.81)	0:35.80 [9] (0:11.62)	0:24.18 [9] (0:11.42)	0:12.76 [4] (0:12.76)
Average Speed [km/h]	48.7	60.9	60.6	62.7	63.6	63.0	56.4
Top Speed [km/h]	60.5	62.2	62.6	63.7	65.7	65.7	61.1
Avg. Dist. to Rail [m]	5.7	4.4	4.8	6.6	4.9	8.5	9.0
Avg. Stride Freq. [Hz]	2.1	2.3	2.2	2.3	2.3	2.4	2.3
Avg. Stride Length [m]	6.4	7.5	7.6	7.5	7.6	7.2	6.7



- [] Ranking at each section and finish
- .-.- No data available at this section
- NA No data available



Horse/Jockey Name	Dark Harmony
Final Rank	6
Fastest Section Time (Section)	0:11.82 (600m)
Top Speed [km/h] (Section)	64.4 (Overall)
Race State	Finished



Eagle Farm QLD Professional

Race 7: DRINKWISE BENCHMARK 68 Handicap - 1400m

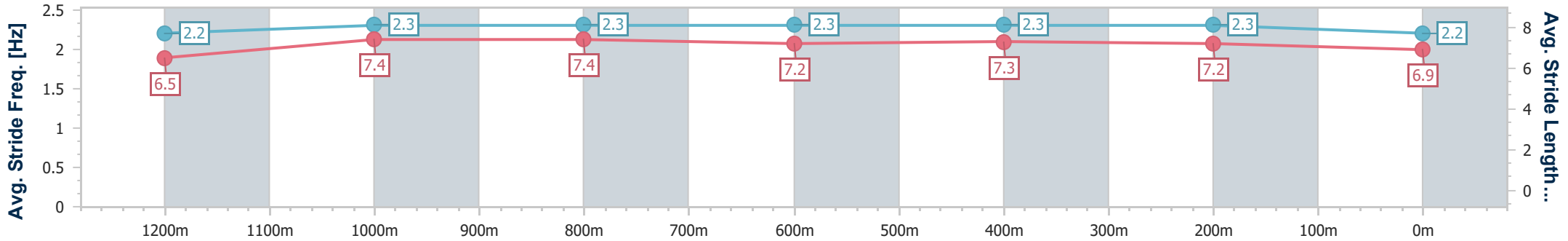
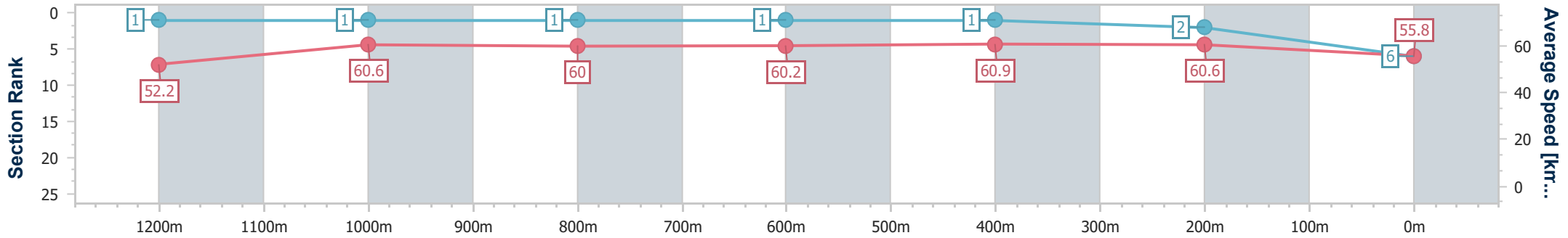
06 April 2024 - 15:08

Track Rating: Soft 6, Weather: Overcast, Rail Position: +4.5 Entire



BRISBANE RACING CLUB

Section	Overall	1200m	1000m	800m	600m	400m	200m
Section Times	1:26.50 [6] (0:13.87)	1:12.63 [1] (0:11.87)	1:00.76 [1] (0:12.08)	0:48.68 [1] (0:12.03)	0:36.65 [1] (0:11.82)	0:24.83 [1] (0:11.93)	0:12.90 [2] (0:12.90)
Average Speed [km/h]	52.2	60.6	60.0	60.2	60.9	60.6	55.8
Top Speed [km/h]	64.4	63.8	61.2	60.6	62.2	62.8	58.1
Avg. Dist. to Rail [m]	7.5	1.6	1.0	1.5	0.8	3.2	3.2
Avg. Stride Freq. [Hz]	2.2	2.3	2.3	2.3	2.3	2.3	2.2
Avg. Stride Length [m]	6.5	7.4	7.4	7.2	7.3	7.2	6.9



- [] Ranking at each section and finish
- .-.- No data available at this section
- NA No data available



Horse/Jockey Name	Pentito
Final Rank	7
Fastest Section Time (Section)	0:11.69 (800m)
Top Speed [km/h] (Section)	63.1 (1200m)
Race State	Finished



Eagle Farm QLD Professional

Race 7: DRINKWISE BENCHMARK 68 Handicap - 1400m

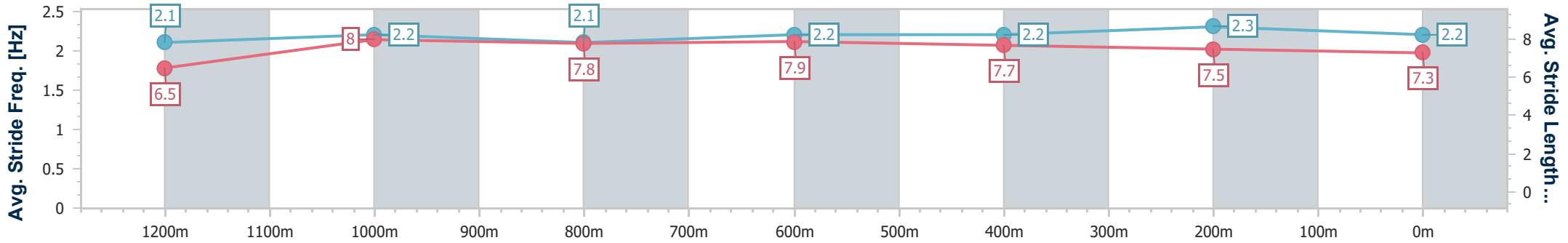
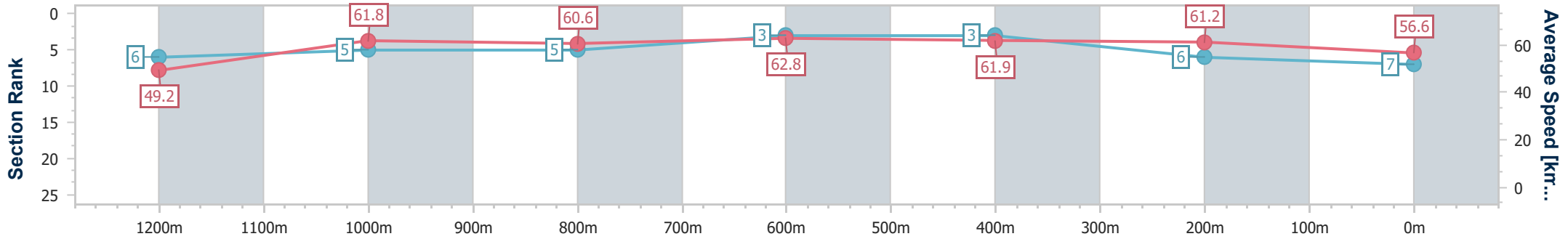
06 April 2024 - 15:08

Track Rating: Soft 6, Weather: Overcast, Rail Position: +4.5 Entire



BRISBANE RACING CLUB

Section	Overall	1200m	1000m	800m	600m	400m	200m
Section Times	1:26.52 [7] (0:14.68)	1:11.84 [6] (0:11.70)	1:00.14 [5] (0:12.15)	0:47.99 [5] (0:11.69)	0:36.30 [3] (0:11.76)	0:24.54 [3] (0:11.79)	0:12.75 [6] (0:12.75)
Average Speed [km/h]	49.2	61.8	60.6	62.8	61.9	61.2	56.6
Top Speed [km/h]	60.4	63.1	63.1	63.1	63.0	62.2	59.4
Avg. Dist. to Rail [m]	8.0	4.8	4.2	4.1	2.7	8.1	10.5
Avg. Stride Freq. [Hz]	2.1	2.2	2.1	2.2	2.2	2.3	2.2
Avg. Stride Length [m]	6.5	8.0	7.8	7.9	7.7	7.5	7.3



- [] Ranking at each section and finish
- .-.- No data available at this section
- NA No data available



Horse/Jockey Name	Start Strutting
Final Rank	8
Fastest Section Time (Section)	0:11.42 (600m)
Top Speed [km/h] (Section)	64.9 (600m)
Race State	Finished



Eagle Farm QLD Professional

Race 7: DRINKWISE BENCHMARK 68 Handicap - 1400m

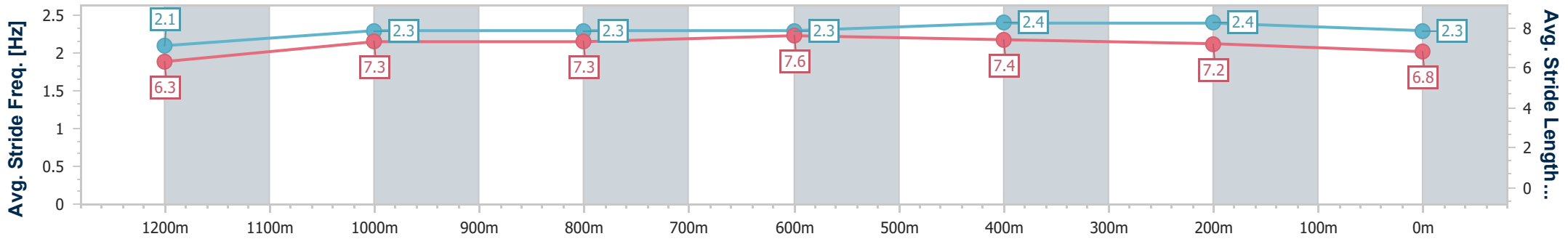
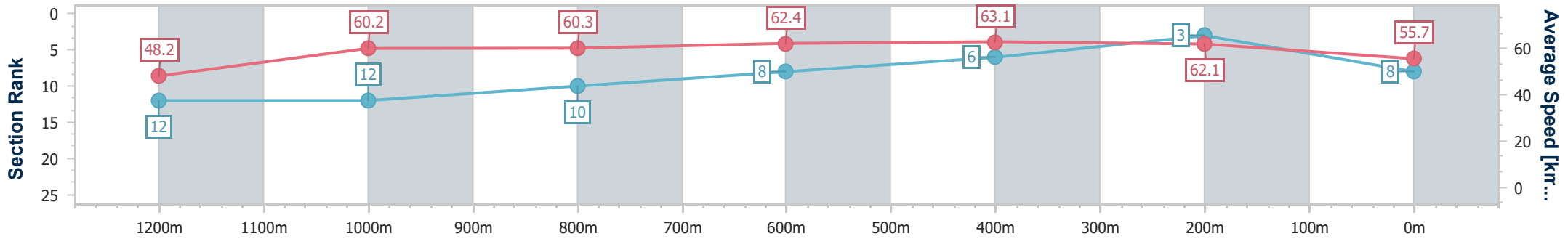
06 April 2024 - 15:08

Track Rating: Soft 6, Weather: Overcast, Rail Position: +4.5 Entire



BRISBANE RACING CLUB

Section	Overall	1200m	1000m	800m	600m	400m	200m
Section Times	1:26.61 [8] (0:15.01)	1:11.60 [12] (0:11.96)	0:59.64 [12] (0:12.06)	0:47.58 [10] (0:11.64)	0:35.94 [8] (0:11.42)	0:24.52 [6] (0:11.60)	0:12.92 [3] (0:12.92)
Average Speed [km/h]	48.2	60.2	60.3	62.4	63.1	62.1	55.7
Top Speed [km/h]	60.2	60.8	62.8	63.5	64.9	63.9	60.2
Avg. Dist. to Rail [m]	6.0	2.6	1.9	1.8	0.6	2.9	4.5
Avg. Stride Freq. [Hz]	2.1	2.3	2.3	2.3	2.4	2.4	2.3
Avg. Stride Length [m]	6.3	7.3	7.3	7.6	7.4	7.2	6.8



- [] Ranking at each section and finish
- .-.- No data available at this section
- NA No data available



Horse/Jockey Name	Lately
Final Rank	9
Fastest Section Time (Section)	0:11.68 (400m)
Top Speed [km/h] (Section)	63.7 (400m)
Race State	Finished



Eagle Farm QLD Professional

Race 7: DRINKWISE BENCHMARK 68 Handicap - 1400m

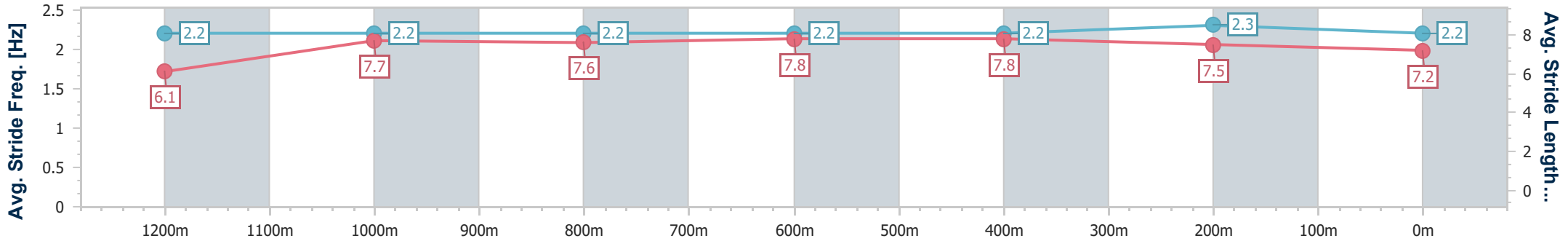
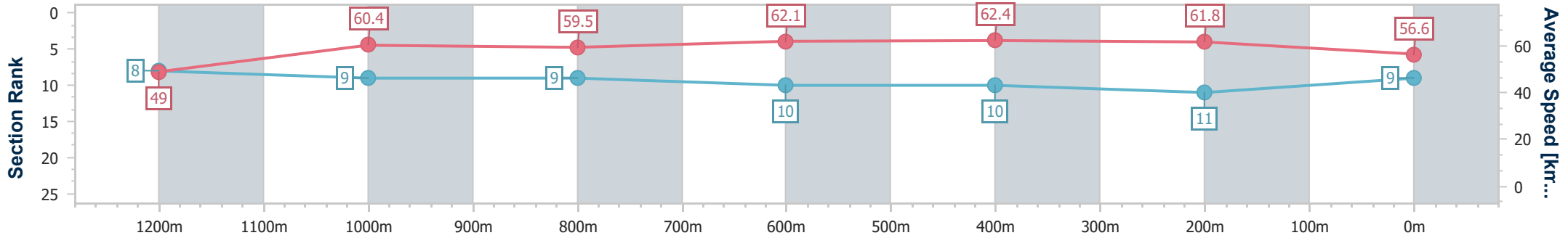
06 April 2024 - 15:08

Track Rating: Soft 6, Weather: Overcast, Rail Position: +4.5 Entire



BRISBANE RACING CLUB

Section	Overall	1200m	1000m	800m	600m	400m	200m
Section Times	1:26.85 [9] (0:14.79)	1:12.06 [8] (0:11.97)	1:00.09 [9] (0:12.23)	0:47.86 [9] (0:11.74)	0:36.12 [10] (0:11.72)	0:24.40 [10] (0:11.68)	0:12.72 [11] (0:12.72)
Average Speed [km/h]	49.0	60.4	59.5	62.1	62.4	61.8	56.6
Top Speed [km/h]	60.3	61.7	62.5	63.0	62.8	63.7	59.6
Avg. Dist. to Rail [m]	4.8	3.2	2.6	2.8	2.8	6.4	8.4
Avg. Stride Freq. [Hz]	2.2	2.2	2.2	2.2	2.2	2.3	2.2
Avg. Stride Length [m]	6.1	7.7	7.6	7.8	7.8	7.5	7.2



- [] Ranking at each section and finish
- .-.- No data available at this section
- NA No data available



Horse/Jockey Name	Jupitus
Final Rank	10
Fastest Section Time (Section)	0:11.62 (600m)
Top Speed [km/h] (Section)	64.0 (600m)
Race State	Finished



Eagle Farm QLD Professional

Race 7: DRINKWISE BENCHMARK 68 Handicap - 1400m

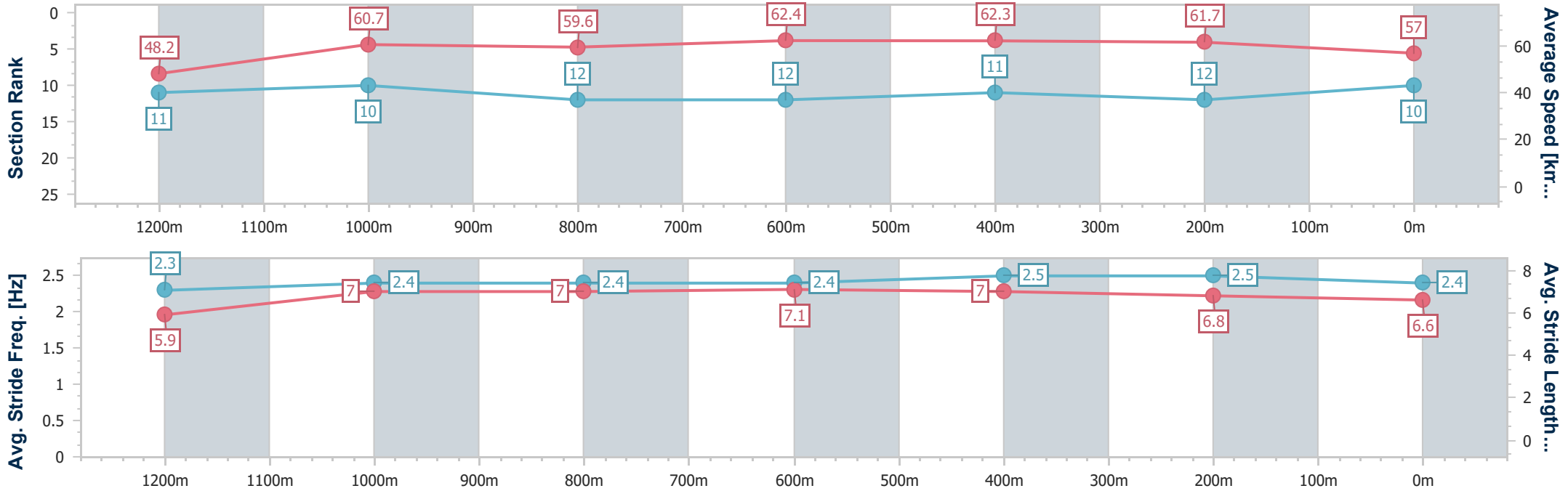
06 April 2024 - 15:08

Track Rating: Soft 6, Weather: Overcast, Rail Position: +4.5 Entire



BRISBANE RACING CLUB

Section	Overall	1200m	1000m	800m	600m	400m	200m
Section Times	1:26.92 [10] (0:14.98)	1:11.94 [11] (0:11.88)	1:00.06 [10] (0:12.36)	0:47.70 [12] (0:11.78)	0:35.92 [12] (0:11.62)	0:24.30 [11] (0:11.66)	0:12.64 [12] (0:12.64)
Average Speed [km/h]	48.2	60.7	59.6	62.4	62.3	61.7	57.0
Top Speed [km/h]	60.9	62.5	61.9	63.0	64.0	63.8	58.6
Avg. Dist. to Rail [m]	6.6	2.5	4.4	4.9	1.7	1.1	1.4
Avg. Stride Freq. [Hz]	2.3	2.4	2.4	2.4	2.5	2.5	2.4
Avg. Stride Length [m]	5.9	7.0	7.0	7.1	7.0	6.8	6.6



- [] Ranking at each section and finish
- .-.- No data available at this section
- NA No data available



Horse/Jockey Name	Felix The Scat
Final Rank	11
Fastest Section Time (Section)	0:11.76 (800m)
Top Speed [km/h] (Section)	64.0 (600m)
Race State	Finished



Eagle Farm QLD Professional

Race 7: DRINKWISE BENCHMARK 68 Handicap - 1400m

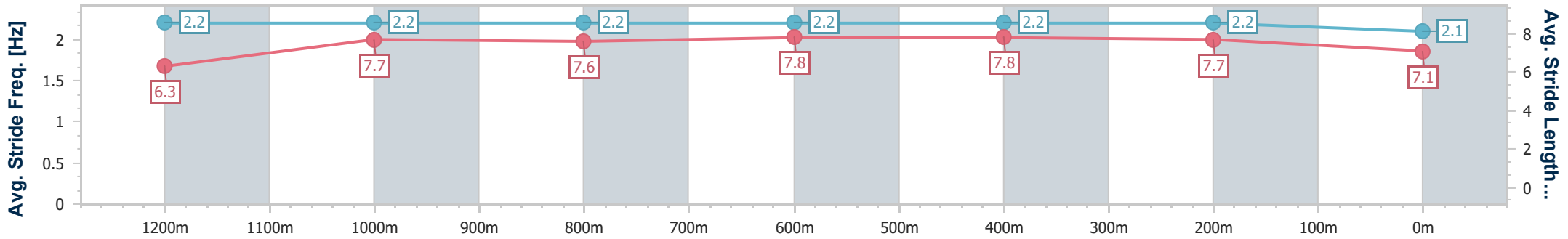
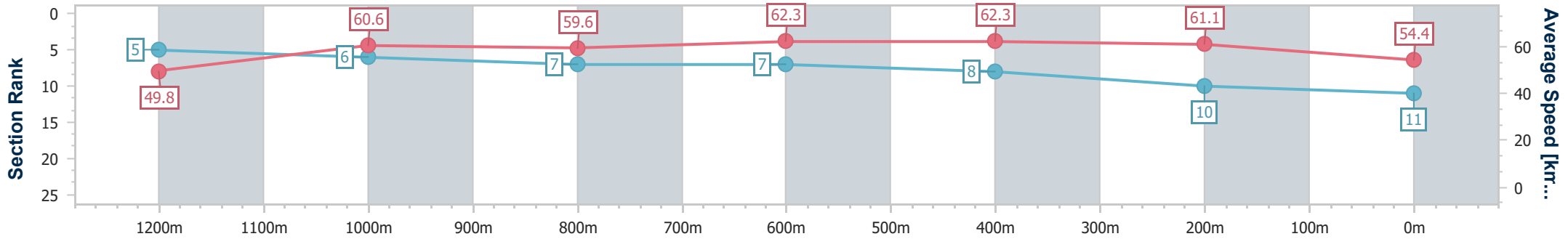
06 April 2024 - 15:08

Track Rating: Soft 6, Weather: Overcast, Rail Position: +4.5 Entire



BRISBANE RACING CLUB

Section	Overall	1200m	1000m	800m	600m	400m	200m
Section Times	1:27.23 [11] (0:14.54)	1:12.69 [5] (0:11.93)	1:00.76 [6] (0:12.19)	0:48.57 [7] (0:11.76)	0:36.81 [7] (0:11.77)	0:25.04 [8] (0:11.79)	0:13.25 [10] (0:13.25)
Average Speed [km/h]	49.8	60.6	59.6	62.3	62.3	61.1	54.4
Top Speed [km/h]	60.4	61.5	62.7	63.2	64.0	64.0	57.9
Avg. Dist. to Rail [m]	6.3	2.7	2.6	3.2	4.4	7.4	7.0
Avg. Stride Freq. [Hz]	2.2	2.2	2.2	2.2	2.2	2.2	2.1
Avg. Stride Length [m]	6.3	7.7	7.6	7.8	7.8	7.7	7.1



- [] Ranking at each section and finish
- .-.- No data available at this section
- NA No data available



Horse/Jockey Name	Menari Magic
Final Rank	12
Fastest Section Time (Section)	0:11.76 (400m)
Top Speed [km/h] (Section)	64.4 (800m)
Race State	Finished



Eagle Farm QLD Professional

Race 7: DRINKWISE BENCHMARK 68 Handicap - 1400m

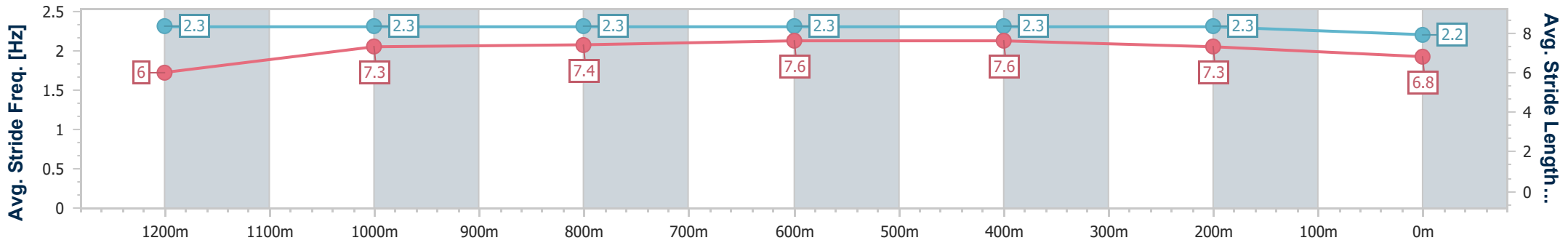
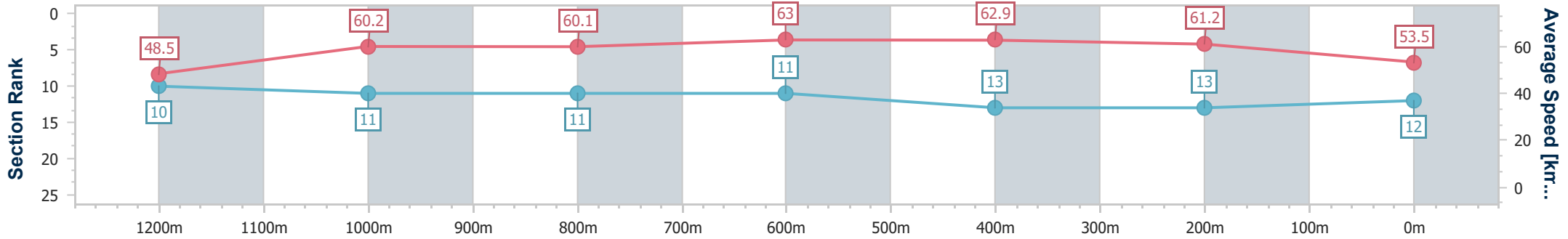
06 April 2024 - 15:08

Track Rating: Soft 6, Weather: Overcast, Rail Position: +4.5 Entire



BRISBANE RACING CLUB

Section	Overall	1200m	1000m	800m	600m	400m	200m
Section Times	1:27.99 [12] (0:14.95)	1:13.04 [10] (0:11.96)	1:01.08 [11] (0:12.24)	0:48.84 [11] (0:11.78)	0:37.06 [11] (0:11.82)	0:25.24 [13] (0:11.76)	0:13.48 [13] (0:13.48)
Average Speed [km/h]	48.5	60.2	60.1	63.0	62.9	61.2	53.5
Top Speed [km/h]	59.2	61.8	62.5	64.4	64.3	64.3	57.5
Avg. Dist. to Rail [m]	8.9	3.1	4.1	6.3	7.1	9.2	7.8
Avg. Stride Freq. [Hz]	2.3	2.3	2.3	2.3	2.3	2.3	2.2
Avg. Stride Length [m]	6.0	7.3	7.4	7.6	7.6	7.3	6.8



- [] Ranking at each section and finish
- .-.- No data available at this section
- NA No data available



Horse/Jockey Name	I Am Lethal
Final Rank	13
Fastest Section Time (Section)	0:11.80 (600m)
Top Speed [km/h] (Section)	64.1 (600m)
Race State	Finished



Eagle Farm QLD Professional

Race 7: DRINKWISE BENCHMARK 68 Handicap - 1400m

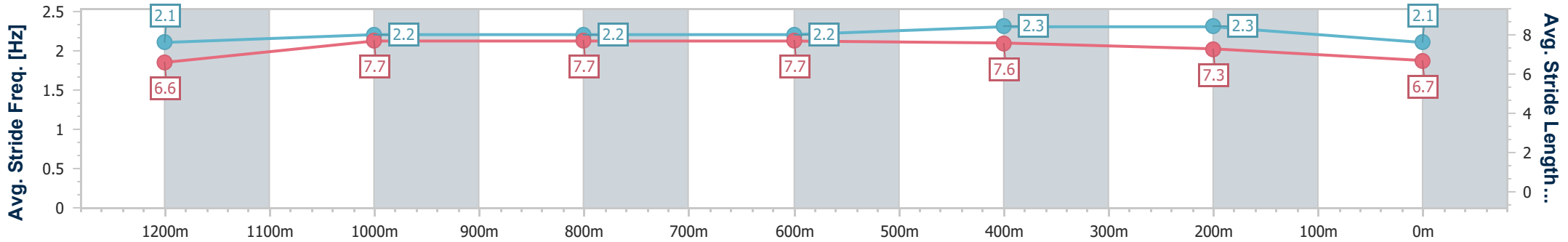
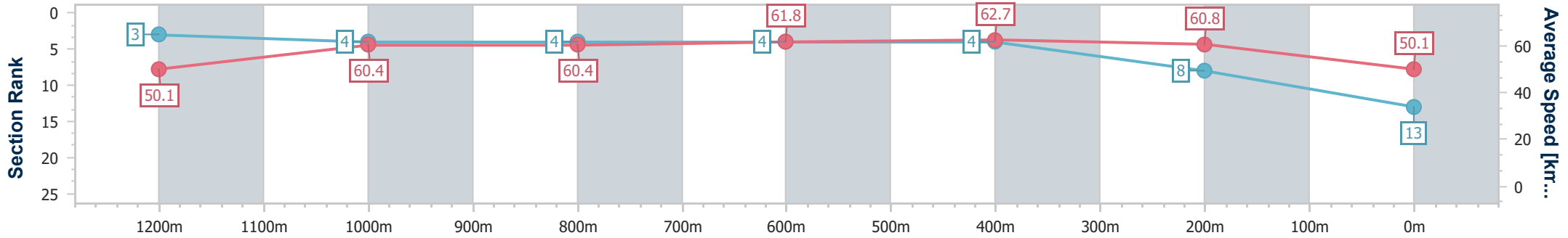
06 April 2024 - 15:08

Track Rating: Soft 6, Weather: Overcast, Rail Position: +4.5 Entire



BRISBANE RACING CLUB

Section	Overall	1200m	1000m	800m	600m	400m	200m
Section Times	1:28.25 [13] (0:14.42)	1:13.83 [3] (0:11.93)	1:01.90 [4] (0:12.09)	0:49.81 [4] (0:11.81)	0:38.00 [4] (0:11.80)	0:26.20 [4] (0:11.82)	0:14.38 [8] (0:14.38)
Average Speed [km/h]	50.1	60.4	60.4	61.8	62.7	60.8	50.1
Top Speed [km/h]	60.6	61.8	61.7	62.8	64.1	63.7	56.7
Avg. Dist. to Rail [m]	3.9	2.6	2.5	3.7	5.3	6.8	7.9
Avg. Stride Freq. [Hz]	2.1	2.2	2.2	2.2	2.3	2.3	2.1
Avg. Stride Length [m]	6.6	7.7	7.7	7.7	7.6	7.3	6.7



- [] Ranking at each section and finish
- .-.- No data available at this section
- NA No data available