



# Aquis Park Gold Coast Poly QLD Professional

## Race 1: PORTERS LIQUOR BENCHMARK 62 Handicap - 1900m



13 April 2024 - 13:20

Track Rating: Synthetic , Weather: Fine, Rail Position: True

Section		Overall											Last 600m
Field Times		1:56.15	1:48.14	1:36.92	1:25.06	1:12.92	1:01.02	0:48.74	0:36.65				
		(0:08.01)	(0:11.22)	(0:11.86)	(0:12.14)	(0:11.90)	(0:12.28)	(0:12.09)					
Rank	TAB	Horse/Jockey	Barrier	Top Speed [km/h]	Fastest Section	1800m	1600m	1400m	1200m	1000m	800m	Distance Travelled [m]	
1	2	HADOUKEN	2	64.8	0:08.23	1:56.15 [1]	1:47.92 [4]	1:36.57 [3]	1:24.61 [3]	1:12.39 [4]	1:00.36 [4]	0:48.31 [4]	0:36.30
		Jag Guthmann-Chester		1800m	Overall	(0:08.23)	(0:11.35)	(0:11.96)	(0:12.22)	(0:12.03)	(0:12.05)	(0:12.01)	
2	5	TROPIC SANDS	5	65.8	0:08.29	1:56.21 [2]	1:47.92 [5]	1:36.54 [5]	1:24.46 [5]	1:12.27 [5]	1:00.26 [5]	0:48.27 [5]	0:36.41 +3
		Jai Williams		1800m	Overall	(0:08.29)	(0:11.38)	(0:12.08)	(0:12.19)	(0:12.01)	(0:11.99)	(0:11.86)	
3	1	PAGATO	1	66.1	0:08.11	1:57.02 [3]	1:48.91 [2]	1:37.71 [2]	1:25.78 [2]	1:13.57 [2]	1:01.66 [2]	0:49.50 [2]	0:37.52 -3
		Lilli Barr		1800m	Overall	(0:08.11)	(0:11.20)	(0:11.93)	(0:12.21)	(0:11.91)	(0:12.16)	(0:11.98)	
4	3	ZOOMURUDI	3	64.8	0:08.69	1:57.33 [4]	1:48.64 [7]	1:37.16 [6]	1:25.22 [6]	1:13.09 [6]	1:01.03 [6]	0:49.08 [6]	0:37.11 -7
		Jasper Franklin		1800m	Overall	(0:08.69)	(0:11.48)	(0:11.94)	(0:12.13)	(0:12.06)	(0:11.95)	(0:11.97)	
5	4	MOTAMAYIZ	4	65.0	0:08.66	1:58.06 [5]	1:49.40 [6]	1:37.82 [7]	1:25.74 [7]	1:13.61 [7]	1:01.72 [7]	0:49.80 [7]	0:37.76 -10
		Dan McGillivray		1800m	Overall	(0:08.66)	(0:11.58)	(0:12.08)	(0:12.13)	(0:11.89)	(0:11.92)	(0:12.04)	
6	10	ROCK WAR	10	66.9	0:08.01	1:58.08 [6]	1:50.07 [1]	1:38.85 [1]	1:26.99 [1]	1:14.85 [1]	1:02.95 [1]	0:50.67 [1]	0:38.51 -4
		Elione Chaves		1800m	Overall	(0:08.01)	(0:11.22)	(0:11.86)	(0:12.14)	(0:11.90)	(0:12.28)	(0:12.16)	
7	9	AGRIMONY	9	65.1	0:08.20	2:00.27 [7]	1:52.07 [3]	1:40.64 [4]	1:28.67 [4]	1:16.69 [3]	1:04.52 [3]	0:52.45 [3]	0:40.24 -15
		Luke Miller		1800m	Overall	(0:08.20)	(0:11.43)	(0:11.97)	(0:11.98)	(0:12.17)	(0:12.07)	(0:12.21)	

Scratched: Vantastic (#6), Hereditary (#8), Koolatah (#7)

[ ] Ranking at each section and finish  
 -:-:- No data available at this section  
 NA No data available

SCN Saddle cloth number  
 DNF Did not finish  
 DNT Did not track



# Aquis Park Gold Coast Poly QLD Professional

## Race 1: PORTERS LIQUOR BENCHMARK 62 Handicap - 1900m

13 April 2024 - 13:20



Track Rating: Synthetic , Weather: Fine, Rail Position: True

Section					600m	400m	200m				Last 600m
Field Times					0:36.65 (0:11.90)	0:24.75 (0:12.18)	0:12.57 (0:12.57)				0:36.65
Rank	TAB	Horse/Jockey	Barrier	Top Speed [km/h]	Fastest Section	Margin			Distance Travelled [m]		
1	2	<b>HADOUKEN</b> Jag Guthmann-Chester	2	64.8 1800m	0:08.23 Overall	0:36.30 [4] (0:11.70)	0:24.60 [4] (0:12.03)	0:12.57 [1] (0:12.57)	1:56.15		0:36.30
2	5	<b>TROPIC SANDS</b> Jai Williams	5	65.8 1800m	0:08.29 Overall	0:36.41 [3] (0:11.73)	0:24.68 [3] (0:12.21)	0:12.47 [2] (0:12.47)	0.3L		0:36.41 +3
3	1	<b>PAGATO</b> Lilli Barr	1	66.1 1800m	0:08.11 Overall	0:37.52 [1] (0:11.90)	0:25.62 [1] (0:12.43)	0:13.19 [3] (0:13.19)	4.8L		0:37.52 -3
4	3	<b>ZOOMURUDI</b> Jasper Franklin	3	64.8 1800m	0:08.69 Overall	0:37.11 [6] (0:11.69)	0:25.42 [5] (0:12.37)	0:13.05 [5] (0:13.05)	6.6L		0:37.11 -7
5	4	<b>MOTAMAYIZ</b> Dan McGillivray	4	65.0 1800m	0:08.66 Overall	0:37.76 [7] (0:12.13)	0:25.63 [7] (0:12.55)	0:13.08 [6] (0:13.08)	10.9L		0:37.76 -10
6	10	<b>ROCK WAR</b> Elione Chaves	10	66.9 1800m	0:08.01 Overall	0:38.51 [2] (0:11.90)	0:26.61 [2] (0:12.81)	0:13.80 [4] (0:13.80)	11L		0:38.51 -4
7	9	<b>AGRIMONY</b> Luke Miller	9	65.1 1800m	0:08.20 Overall	0:40.24 [5] (0:12.22)	0:28.02 [6] (0:13.29)	0:14.73 [7] (0:14.73)	23.8L		0:40.24 -15

Scratched: Vantastic (#6), Hereditary (#8), Koolatah (#7)

[ ] Ranking at each section and finish  
 -:-:- No data available at this section  
 NA No data available

SCN Saddle cloth number  
 DNF Did not finish  
 DNT Did not track



Horse/Jockey Name	Hadouken
Final Rank	1
Fastest Section Time (Section)	0:08.23 (Overall)
Top Speed [km/h] (Section)	64.8 (1800m)
Race State	Finished



Aquis Park Gold Coast Poly QLD Professional

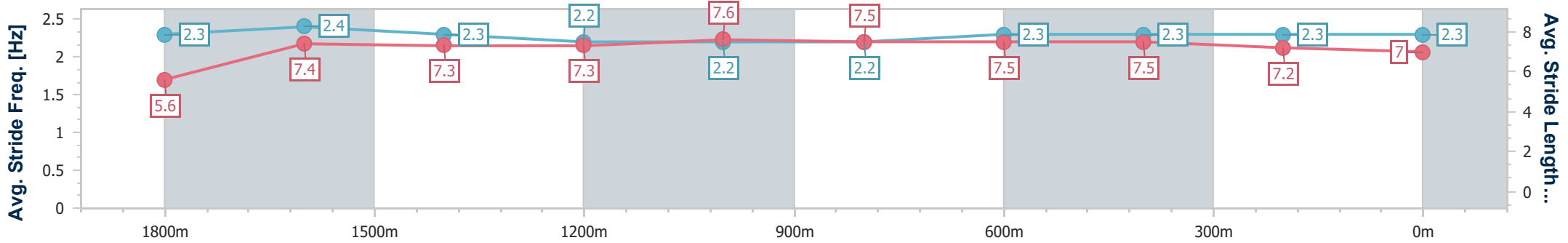
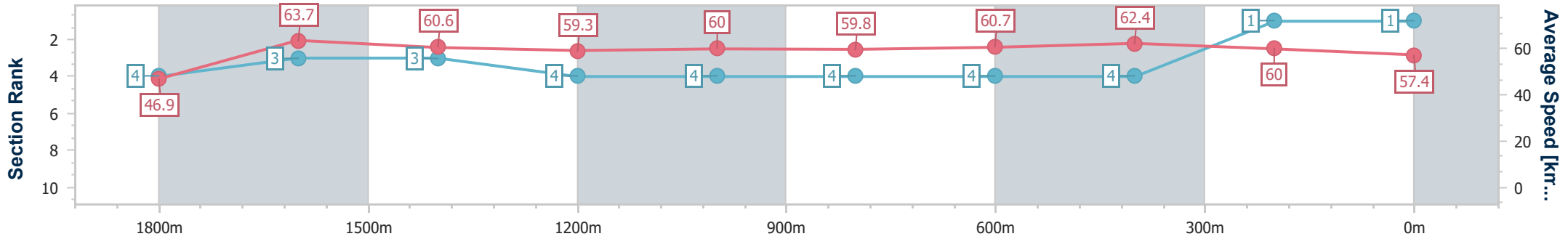
Race 1: PORTERS LIQUOR BENCHMARK 62 Handicap - 1900m



13 April 2024 - 13:20

Track Rating: Synthetic , Weather: Fine, Rail Position: True

Section	Overall	1800m	1600m	1400m	1200m	1000m	800m	600m	400m	200m
Section Times	1:56.15 [1] (0:08.23)	1:47.92 [4] (0:11.35)	1:36.57 [3] (0:11.96)	1:24.61 [3] (0:12.22)	1:12.39 [4] (0:12.03)	1:00.36 [4] (0:12.05)	0:48.31 [4] (0:12.01)	0:36.30 [4] (0:11.70)	0:24.60 [4] (0:12.03)	0:12.57 [1] (0:12.57)
Average Speed [km/h]	46.9	63.7	60.6	59.3	60.0	59.8	60.7	62.4	60.0	57.4
Top Speed [km/h]	47.1	64.8	64.6	61.0	60.7	60.8	61.5	63.1	62.7	60.8
Avg. Dist. to Rail [m]	4.8	2.3	1.0	1.1	2.0	2.0	1.9	1.9	2.6	3.7
Avg. Stride Freq. [Hz]	2.3	2.4	2.3	2.2	2.2	2.2	2.3	2.3	2.3	2.3
Avg. Stride Length [m]	5.6	7.4	7.3	7.3	7.6	7.5	7.5	7.5	7.2	7.0



- [ ] Ranking at each section and finish
- .-.- No data available at this section
- NA No data available



Horse/Jockey Name	Tropic Sands
Final Rank	2
Fastest Section Time (Section)	0:08.29 (Overall)
Top Speed [km/h] (Section)	65.8 (1800m)
Race State	Finished



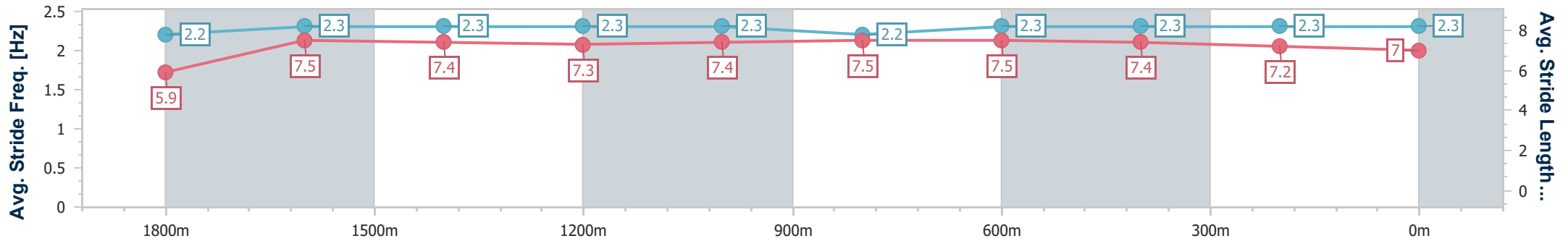
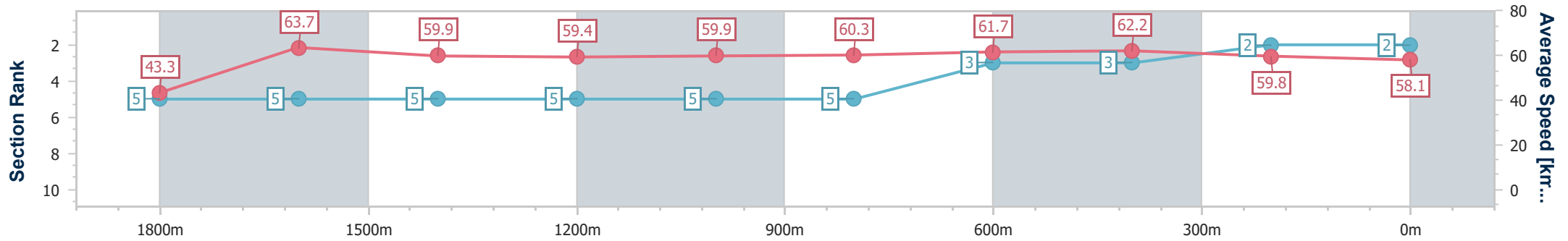
Aquis Park Gold Coast Poly QLD Professional  
Race 1: PORTERS LIQUOR BENCHMARK 62 Handicap - 1900m



13 April 2024 - 13:20

Track Rating: Synthetic , Weather: Fine, Rail Position: True

Section	Overall	1800m	1600m	1400m	1200m	1000m	800m	600m	400m	200m
Section Times	1:56.21 [2] (0:08.29)	1:47.92 [5] (0:11.38)	1:36.54 [5] (0:12.08)	1:24.46 [5] (0:12.19)	1:12.27 [5] (0:12.01)	1:00.26 [5] (0:11.99)	0:48.27 [5] (0:11.86)	0:36.41 [3] (0:11.73)	0:24.68 [3] (0:12.21)	0:12.47 [2] (0:12.47)
Average Speed [km/h]	43.3	63.7	59.9	59.4	59.9	60.3	61.7	62.2	59.8	58.1
Top Speed [km/h]	60.9	65.8	61.1	60.2	61.6	60.8	63.6	63.9	60.8	59.7
Avg. Dist. to Rail [m]	2.2	1.9	1.7	0.8	1.1	1.5	2.4	3.5	4.2	5.3
Avg. Stride Freq. [Hz]	2.2	2.3	2.3	2.3	2.3	2.2	2.3	2.3	2.3	2.3
Avg. Stride Length [m]	5.9	7.5	7.4	7.3	7.4	7.5	7.5	7.4	7.2	7.0



- [ ] Ranking at each section and finish
- .-.- No data available at this section
- NA No data available



Horse/Jockey Name	Pagato
Final Rank	3
Fastest Section Time (Section)	0:08.11 (Overall)
Top Speed [km/h] (Section)	66.1 (1800m)
Race State	Finished



Aquis Park Gold Coast Poly QLD Professional

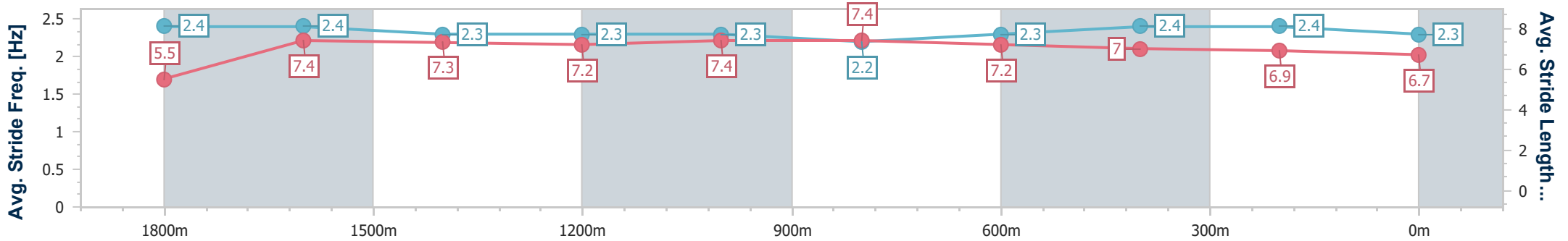
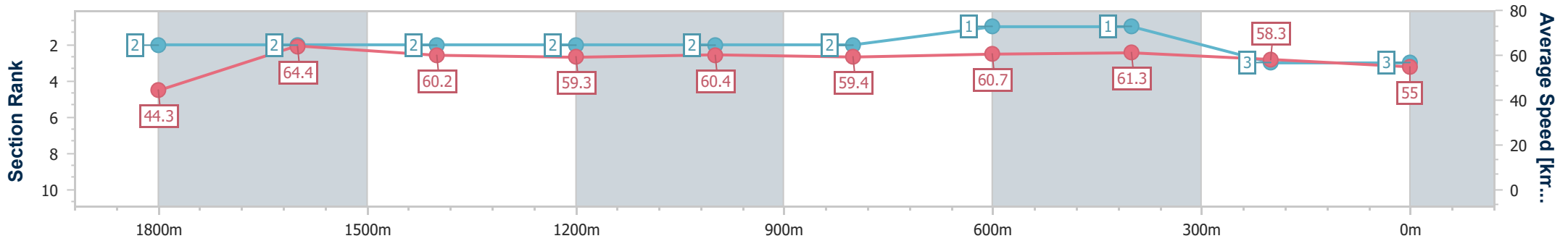
Race 1: PORTERS LIQUOR BENCHMARK 62 Handicap - 1900m



13 April 2024 - 13:20

Track Rating: Synthetic , Weather: Fine, Rail Position: True

Section	Overall	1800m	1600m	1400m	1200m	1000m	800m	600m	400m	200m
Section Times	1:57.02 [3] (0:08.11)	1:48.91 [2] (0:11.20)	1:37.71 [2] (0:11.93)	1:25.78 [2] (0:12.21)	1:13.57 [2] (0:11.91)	1:01.66 [2] (0:12.16)	0:49.50 [2] (0:11.98)	0:37.52 [1] (0:11.90)	0:25.62 [1] (0:12.43)	0:13.19 [3] (0:13.19)
Average Speed [km/h]	44.3	64.4	60.2	59.3	60.4	59.4	60.7	61.3	58.3	55.0
Top Speed [km/h]	63.4	66.1	61.7	60.4	62.2	59.9	63.7	63.2	59.6	56.8
Avg. Dist. to Rail [m]	0.8	0.7	0.7	0.5	1.2	1.3	1.9	2.6	2.8	2.8
Avg. Stride Freq. [Hz]	2.4	2.4	2.3	2.3	2.3	2.2	2.3	2.4	2.4	2.3
Avg. Stride Length [m]	5.5	7.4	7.3	7.2	7.4	7.4	7.2	7.0	6.9	6.7



- [ ] Ranking at each section and finish
- .-.- No data available at this section
- NA No data available



Horse/Jockey Name	Zoomurudi
Final Rank	4
Fastest Section Time (Section)	0:08.69 (Overall)
Top Speed [km/h] (Section)	64.8 (1800m)
Race State	Finished



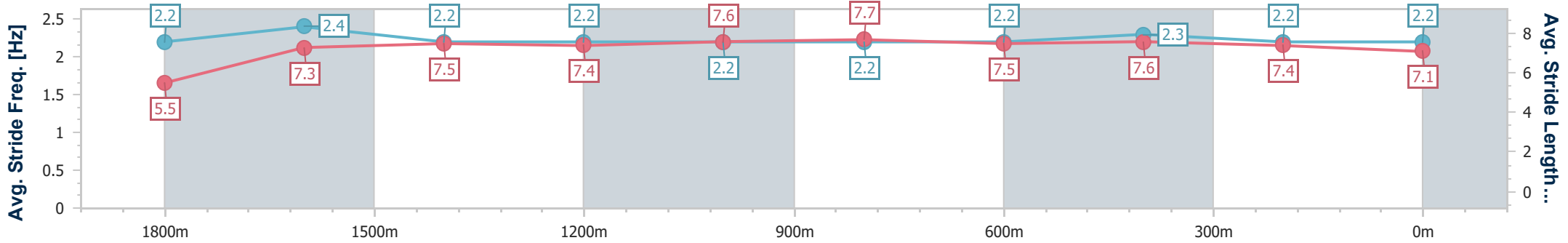
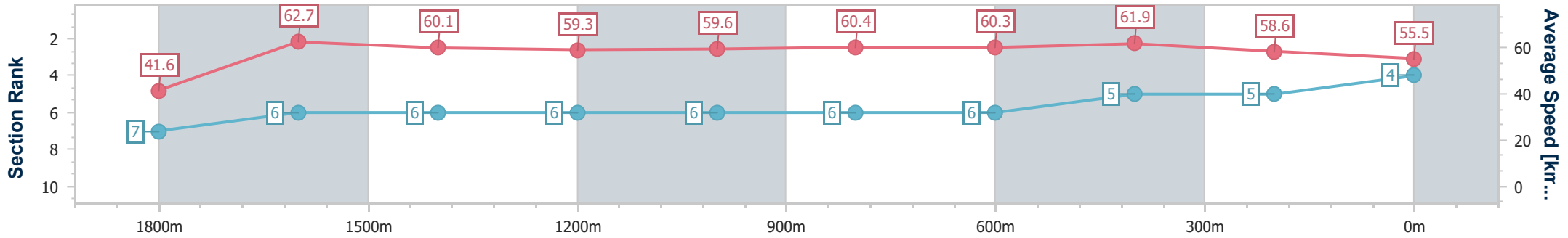
Aquis Park Gold Coast Poly QLD Professional  
Race 1: PORTERS LIQUOR BENCHMARK 62 Handicap - 1900m



13 April 2024 - 13:20

Track Rating: Synthetic , Weather: Fine, Rail Position: True

Section	Overall	1800m	1600m	1400m	1200m	1000m	800m	600m	400m	200m
Section Times	1:57.33 [4] (0:08.69)	1:48.64 [7] (0:11.48)	1:37.16 [6] (0:11.94)	1:25.22 [6] (0:12.13)	1:13.09 [6] (0:12.06)	1:01.03 [6] (0:11.95)	0:49.08 [6] (0:11.97)	0:37.11 [6] (0:11.69)	0:25.42 [5] (0:12.37)	0:13.05 [5] (0:13.05)
Average Speed [km/h]	41.6	62.7	60.1	59.3	59.6	60.4	60.3	61.9	58.6	55.5
Top Speed [km/h]	59.8	64.8	62.5	60.5	60.5	60.9	62.4	62.8	60.1	56.9
Avg. Dist. to Rail [m]	2.7	0.5	0.4	0.3	0.4	0.4	0.9	1.2	2.9	4.7
Avg. Stride Freq. [Hz]	2.2	2.4	2.2	2.2	2.2	2.2	2.2	2.3	2.2	2.2
Avg. Stride Length [m]	5.5	7.3	7.5	7.4	7.6	7.7	7.5	7.6	7.4	7.1



- [ ] Ranking at each section and finish
- .-.- No data available at this section
- NA No data available



Horse/Jockey Name	Motamayiz
Final Rank	5
Fastest Section Time (Section)	0:08.66 (Overall)
Top Speed [km/h] (Section)	65.0 (1800m)
Race State	Finished



Aquis Park Gold Coast Poly QLD Professional

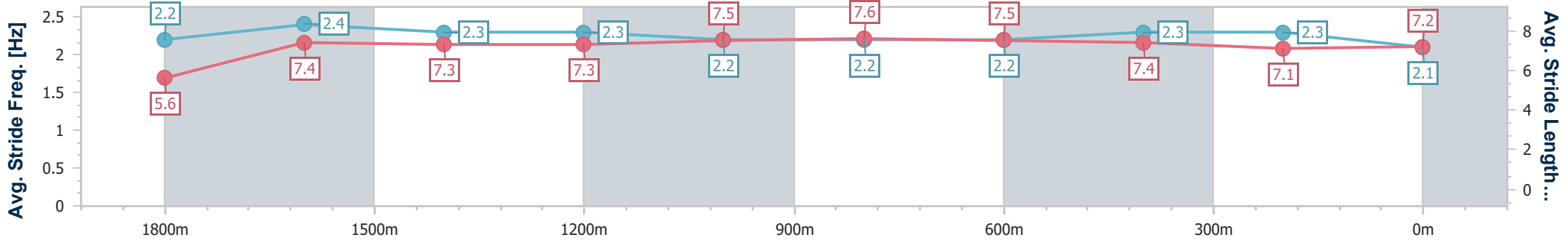
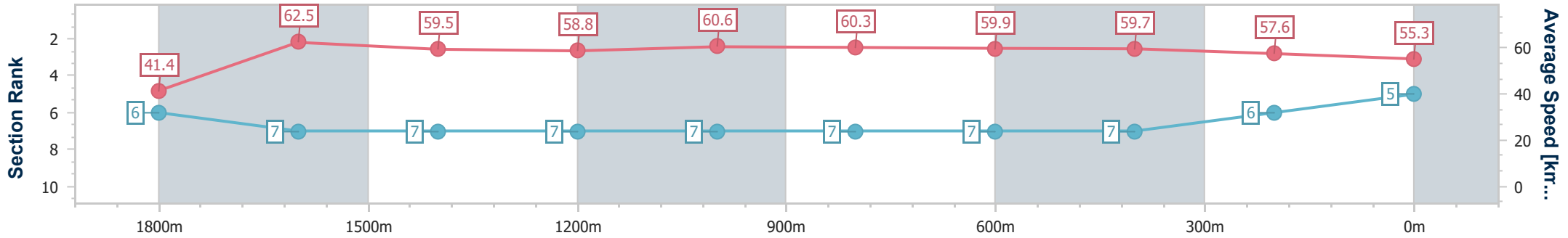
Race 1: PORTERS LIQUOR BENCHMARK 62 Handicap - 1900m



13 April 2024 - 13:20

Track Rating: Synthetic , Weather: Fine, Rail Position: True

Section	Overall	1800m	1600m	1400m	1200m	1000m	800m	600m	400m	200m
Section Times	1:58.06 [5] (0:08.66)	1:49.40 [6] (0:11.58)	1:37.82 [7] (0:12.08)	1:25.74 [7] (0:12.13)	1:13.61 [7] (0:11.89)	1:01.72 [7] (0:11.92)	0:49.80 [7] (0:12.04)	0:37.76 [7] (0:12.13)	0:25.63 [7] (0:12.55)	0:13.08 [6] (0:13.08)
Average Speed [km/h]	41.4	62.5	59.5	58.8	60.6	60.3	59.9	59.7	57.6	55.3
Top Speed [km/h]	57.5	65.0	61.9	60.2	61.5	61.3	60.9	61.2	59.0	57.4
Avg. Dist. to Rail [m]	3.7	1.2	0.6	1.2	0.2	0.1	0.6	1.2	2.8	4.1
Avg. Stride Freq. [Hz]	2.2	2.4	2.3	2.3	2.2	2.2	2.2	2.3	2.3	2.1
Avg. Stride Length [m]	5.6	7.4	7.3	7.3	7.5	7.6	7.5	7.4	7.1	7.2



- [ ] Ranking at each section and finish
- .-.- No data available at this section
- NA No data available



Horse/Jockey Name	Rock War
Final Rank	6
Fastest Section Time (Section)	0:08.01 (Overall)
Top Speed [km/h] (Section)	66.9 (1800m)
Race State	Finished



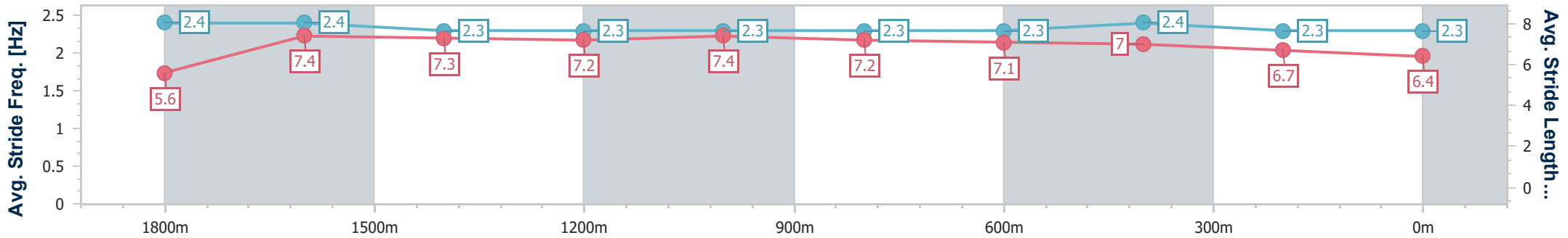
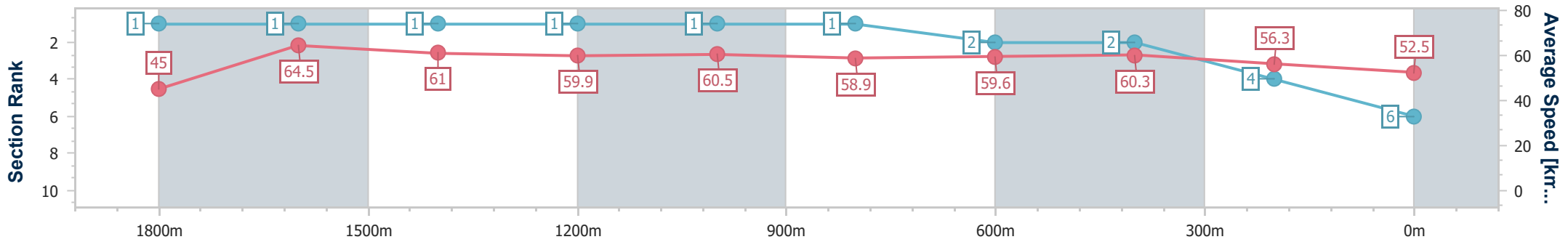
Aquis Park Gold Coast Poly QLD Professional  
Race 1: PORTERS LIQUOR BENCHMARK 62 Handicap - 1900m



13 April 2024 - 13:20

Track Rating: Synthetic , Weather: Fine, Rail Position: True

Section	Overall	1800m	1600m	1400m	1200m	1000m	800m	600m	400m	200m
Section Times	1:58.08 [6] (0:08.01)	1:50.07 [1] (0:11.22)	1:38.85 [1] (0:11.86)	1:26.99 [1] (0:12.14)	1:14.85 [1] (0:11.90)	1:02.95 [1] (0:12.28)	0:50.67 [1] (0:12.16)	0:38.51 [2] (0:11.90)	0:26.61 [2] (0:12.81)	0:13.80 [4] (0:13.80)
Average Speed [km/h]	45.0	64.5	61.0	59.9	60.5	58.9	59.6	60.3	56.3	52.5
Top Speed [km/h]	62.2	66.9	62.0	62.2	62.2	59.5	61.7	62.4	58.5	54.6
Avg. Dist. to Rail [m]	1.3	1.0	2.0	1.2	1.5	1.5	1.3	0.7	1.3	2.4
Avg. Stride Freq. [Hz]	2.4	2.4	2.3	2.3	2.3	2.3	2.3	2.4	2.3	2.3
Avg. Stride Length [m]	5.6	7.4	7.3	7.2	7.4	7.2	7.1	7.0	6.7	6.4



- [ ] Ranking at each section and finish
- .-.- No data available at this section
- NA No data available





Horse/Jockey Name	Agrimony
Final Rank	7
Fastest Section Time (Section)	0:08.20 (Overall)
Top Speed [km/h] (Section)	65.1 (1800m)
Race State	Finished



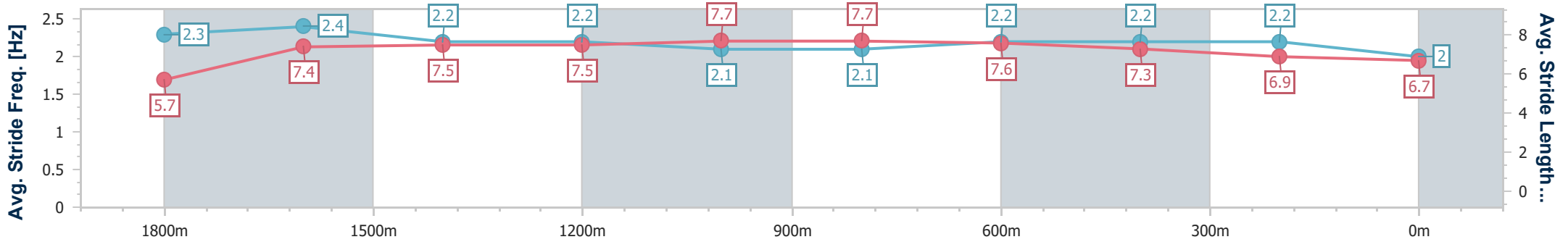
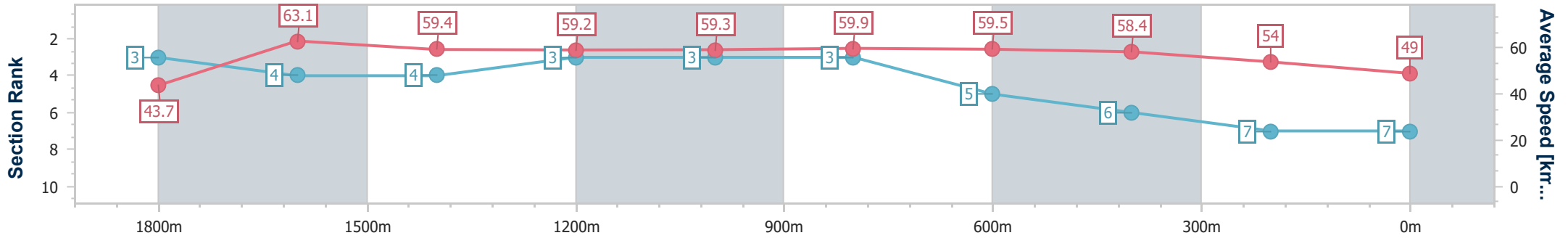
Aquis Park Gold Coast Poly QLD Professional  
 Race 1: PORTERS LIQUOR BENCHMARK 62 Handicap - 1900m



13 April 2024 - 13:20

Track Rating: Synthetic , Weather: Fine, Rail Position: True

Section	Overall	1800m	1600m	1400m	1200m	1000m	800m	600m	400m	200m
Section Times	2:00.27 [7] (0:08.20)	1:52.07 [3] (0:11.43)	1:40.64 [4] (0:11.97)	1:28.67 [4] (0:11.98)	1:16.69 [3] (0:12.17)	1:04.52 [3] (0:12.07)	0:52.45 [3] (0:12.21)	0:40.24 [5] (0:12.22)	0:28.02 [6] (0:13.29)	0:14.73 [7] (0:14.73)
Average Speed [km/h]	43.7	63.1	59.4	59.2	59.3	59.9	59.5	58.4	54.0	49.0
Top Speed [km/h]	60.2	65.1	61.1	60.1	59.9	60.9	60.4	61.0	55.7	52.8
Avg. Dist. to Rail [m]	0.6	0.4	1.5	1.7	0.8	1.1	1.0	1.1	0.7	0.8
Avg. Stride Freq. [Hz]	2.3	2.4	2.2	2.2	2.1	2.1	2.2	2.2	2.2	2.0
Avg. Stride Length [m]	5.7	7.4	7.5	7.5	7.7	7.7	7.6	7.3	6.9	6.7



- [ ] Ranking at each section and finish
- .-.- No data available at this section
- NA No data available