

Track Rating: Synthetic , Weather: Fine, Rail Position: True

Section		Field Times										Last 600m		
		Overall	1000m	800m	600m	400m	200m						0:34.97	
		1:02.11 (0:04.89)	0:57.22 (0:11.08)	0:46.14 (0:11.17)	0:34.97 (0:11.32)	0:23.65 (0:11.58)	0:12.07 (0:12.07)							
Rank	TAB	Horse/Jockey	Barrier	Top Speed [km/h]	Fastest Section								Margin	Distance Travelled [m]
1	10	LITTLEMISSCANCAN Wayne O'Connell	10	68.2 800m	0:05.09 Overall	1:02.11 [1] (0:05.09)	0:57.02 [5] (0:11.16)	0:45.86 [4] (0:10.91)	0:34.95 [2] (0:11.44)	0:23.51 [3] (0:11.61)	0:11.90 [2] (0:11.90)	1:02.11	0:34.95	
2	9	EXCEED TO AMBITION Jai Williams	9	68.1 1000m	0:04.93 Overall	1:02.17 [2] (0:04.93)	0:57.24 [2] (0:11.04)	0:46.20 [1] (0:11.17)	0:35.03 [1] (0:11.32)	0:23.71 [1] (0:11.58)	0:12.13 [1] (0:12.13)	0.3L	0:35.03	-5
3	5	PASS THE WINE Elione Chaves	5	68.4 1000m	0:05.15 Overall	1:02.33 [3] (0:05.15)	0:57.18 [6] (0:10.98)	0:46.20 [3] (0:11.04)	0:35.16 [3] (0:11.41)	0:23.75 [2] (0:11.63)	0:12.12 [2] (0:12.12)	1.1L	0:35.16	+0
4	8	ATLANTIC LACE Cody Collis	8	67.8 800m	0:05.32 Overall	1:02.50 [4] (0:05.32)	0:57.18 [8] (0:11.38)	0:45.80 [8] (0:10.93)	0:34.87 [6] (0:11.30)	0:23.57 [5] (0:11.48)	0:12.09 [5] (0:12.09)	1.9L	0:34.87	-4
5	1	ELECTRIC HASHMAL Lilli Barr	1	67.4 800m	0:05.07 Overall	1:02.50 [5] (0:05.07)	0:57.43 [4] (0:11.44)	0:45.99 [5] (0:10.98)	0:35.01 [5] (0:11.45)	0:23.56 [6] (0:11.58)	0:11.98 [6] (0:11.98)	2L	0:35.01	+3
6	12	STELLAR TRIXIE Wanderson D'Avila	12	68.8 800m	0:05.46 Overall	1:02.86 [6] (0:05.46)	0:57.40 [10] (0:11.38)	0:46.02 [10] (0:10.94)	0:35.08 [8] (0:11.42)	0:23.66 [8] (0:11.47)	0:12.19 [7] (0:12.19)	4L	0:35.08	+10
7	4	DESTINY GUNGHO Matthew Palmer	4	68.4 1000m	0:04.89 Overall	1:02.96 [7] (0:04.89)	0:58.07 [1] (0:11.12)	0:46.95 [2] (0:11.25)	0:35.70 [4] (0:11.45)	0:24.25 [4] (0:11.69)	0:12.56 [4] (0:12.56)	4.5L	0:35.70	+8
8	7	SNAG DA BEANS Nozi Tomizawa	7	67.1 800m	0:05.05 Overall	1:02.98 [8] (0:05.05)	0:57.93 [3] (0:11.51)	0:46.42 [6] (0:11.12)	0:35.30 [7] (0:11.45)	0:23.85 [7] (0:11.69)	0:12.16 [8] (0:12.16)	4.6L	0:35.30	+3
9	11	MISS WEDNESDAY Luke Miller	11	67.3 800m	0:05.33 Overall	1:03.16 [9] (0:05.33)	0:57.83 [9] (0:11.45)	0:46.38 [9] (0:11.04)	0:35.34 [9] (0:11.58)	0:23.76 [9] (0:11.73)	0:12.03 [9] (0:12.03)	5.6L	0:35.34	-2
10	2	ROGUE ARTIST Todd Banks	2	66.9 1000m	0:05.18 Overall	1:04.20 [10] (0:05.18)	0:59.02 [7] (0:11.49)	0:47.53 [7] (0:11.22)	0:36.31 [10] (0:11.82)	0:24.49 [10] (0:11.96)	0:12.53 [10] (0:12.53)	11.6L	0:36.31	+5

Scratched: Qickwit (#6), Crypto King (#3)



Horse/Jockey Name	Littlemisscancan
Final Rank	1
Fastest Section Time (Section)	0:05.09 (Overall)
Top Speed [km/h] (Section)	68.2 (800m)
Race State	Finished



Aquis Park Gold Coast Poly QLD Professional

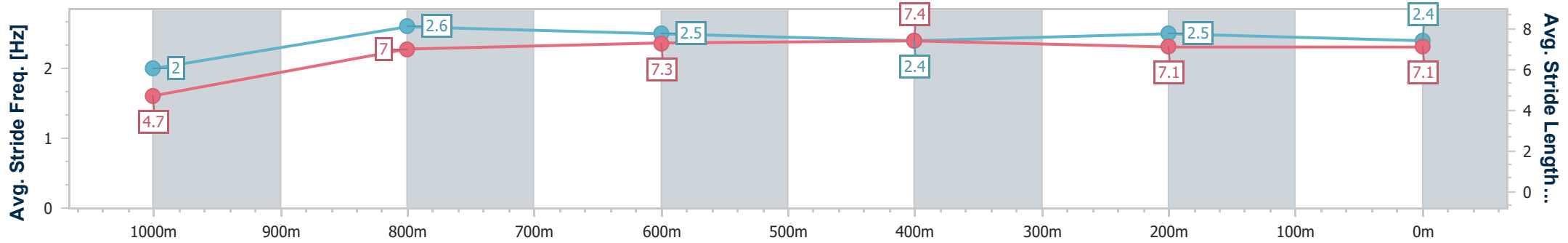
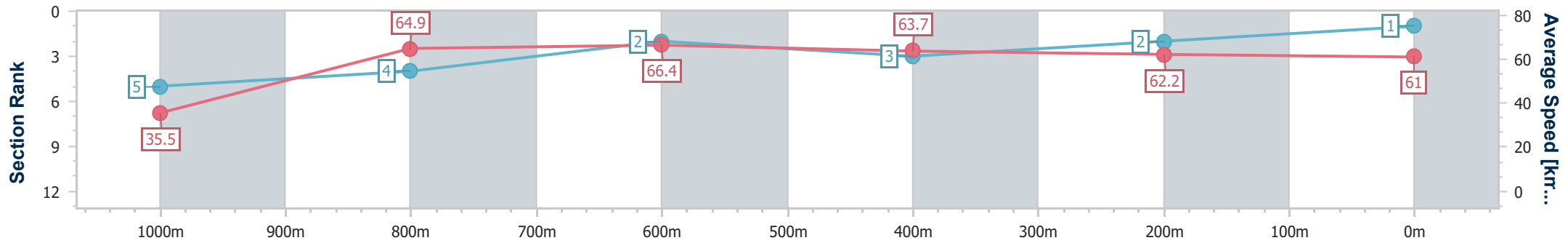
Race 3: CLUB PARTNERS Maiden Plate - 1050m

13 April 2024 - 14:32

Track Rating: Synthetic , Weather: Fine, Rail Position: True



Section	Overall	1000m	800m	600m	400m	200m
Section Times	1:02.11 [1] (0:05.09)	0:57.02 [5] (0:11.16)	0:45.86 [4] (0:10.91)	0:34.95 [2] (0:11.44)	0:23.51 [3] (0:11.61)	0:11.90 [2]
Average Speed [km/h]	35.5	64.9	66.4	63.7	62.2	61.0
Top Speed [km/h]	56.9	67.4	68.2	67.9	63.4	62.6
Avg. Dist. to Rail [m]	8.3	3.4	1.3	2.0	2.6	4.4
Avg. Stride Freq. [Hz]	2.0	2.6	2.5	2.4	2.5	2.4
Avg. Stride Length [m]	4.7	7.0	7.3	7.4	7.1	7.1



- [ ] Ranking at each section and finish
- .-.- No data available at this section
- NA No data available



Horse/Jockey Name	Exceed To Ambition
Final Rank	2
Fastest Section Time (Section)	0:04.93 (Overall)
Top Speed [km/h] (Section)	68.1 (1000m)
Race State	Finished



Aquis Park Gold Coast Poly QLD Professional

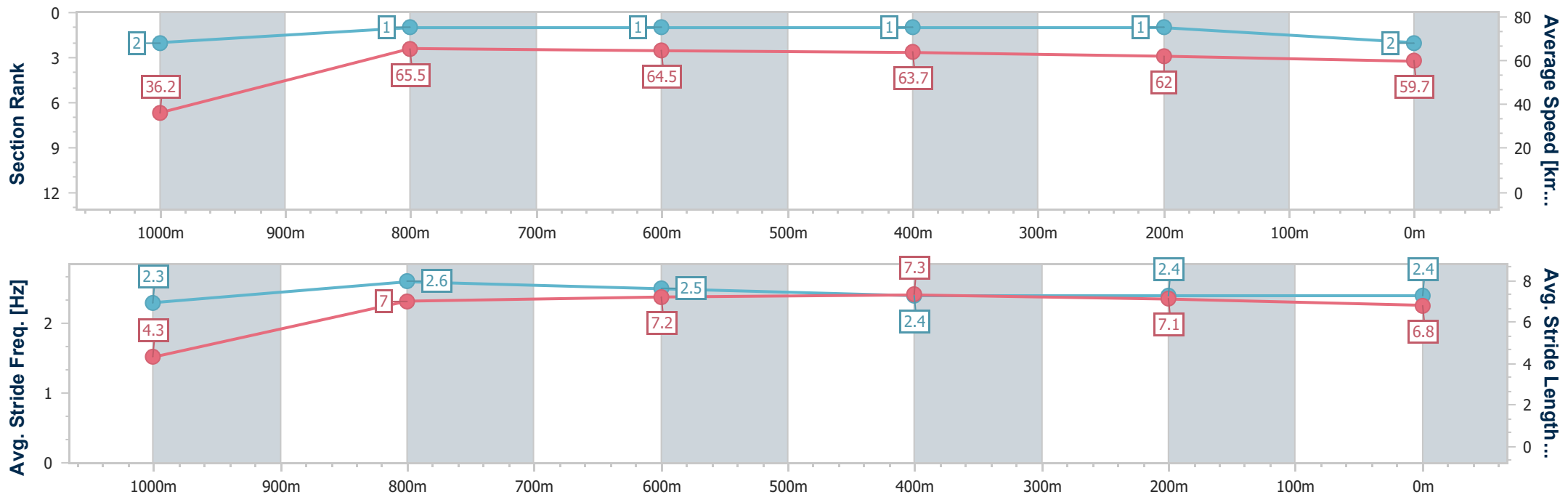
Race 3: CLUB PARTNERS Maiden Plate - 1050m

13 April 2024 - 14:32

Track Rating: Synthetic , Weather: Fine, Rail Position: True



Section	Overall	1000m	800m	600m	400m	200m
Section Times	1:02.17 [2] (0:04.93)	0:57.24 [2] (0:11.04)	0:46.20 [1] (0:11.17)	0:35.03 [1] (0:11.32)	0:23.71 [1] (0:11.58)	0:12.13 [1]
Average Speed [km/h]	36.2	65.5	64.5	63.7	62.0	59.7
Top Speed [km/h]	57.8	68.1	66.2	65.5	63.3	62.8
Avg. Dist. to Rail [m]	0.7	0.5	0.5	0.5	0.5	1.5
Avg. Stride Freq. [Hz]	2.3	2.6	2.5	2.4	2.4	2.4
Avg. Stride Length [m]	4.3	7.0	7.2	7.3	7.1	6.8



- [ ] Ranking at each section and finish
- .-.- No data available at this section
- NA No data available



Horse/Jockey Name	Pass The Wine
Final Rank	3
Fastest Section Time (Section)	0:05.15 (Overall)
Top Speed [km/h] (Section)	68.4 (1000m)
Race State	Finished



Aquis Park Gold Coast Poly QLD Professional

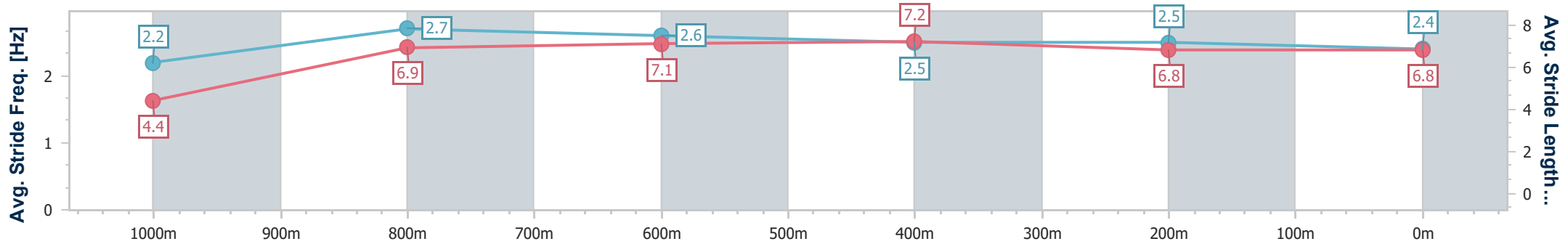
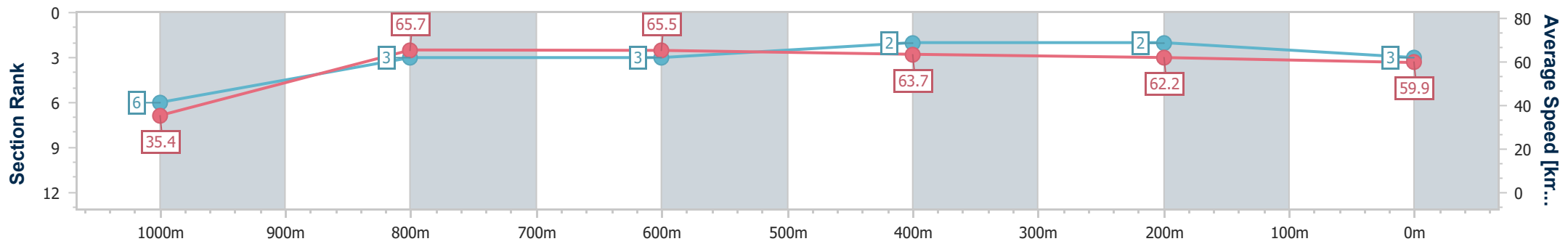
Race 3: CLUB PARTNERS Maiden Plate - 1050m

13 April 2024 - 14:32

Track Rating: Synthetic , Weather: Fine, Rail Position: True



Section	Overall	1000m	800m	600m	400m	200m
Section Times	1:02.33 [3] (0:05.15)	0:57.18 [6] (0:10.98)	0:46.20 [3] (0:11.04)	0:35.16 [3] (0:11.41)	0:23.75 [2] (0:11.63)	0:12.12 [2] (0:12.12)
Average Speed [km/h]	35.4	65.7	65.5	63.7	62.2	59.9
Top Speed [km/h]	56.2	68.4	67.3	65.3	63.2	61.8
Avg. Dist. to Rail [m]	2.3	1.4	1.0	1.7	3.2	5.5
Avg. Stride Freq. [Hz]	2.2	2.7	2.6	2.5	2.5	2.4
Avg. Stride Length [m]	4.4	6.9	7.1	7.2	6.8	6.8



- [ ] Ranking at each section and finish
- .-.- No data available at this section
- NA No data available



Horse/Jockey Name	Atlantic Lace
Final Rank	4
Fastest Section Time (Section)	0:05.32 (Overall)
Top Speed [km/h] (Section)	67.8 (800m)
Race State	Finished



Aquis Park Gold Coast Poly QLD Professional

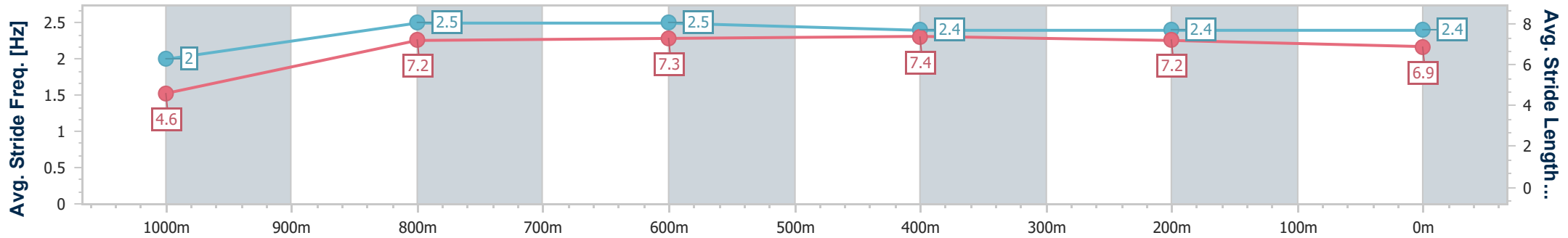
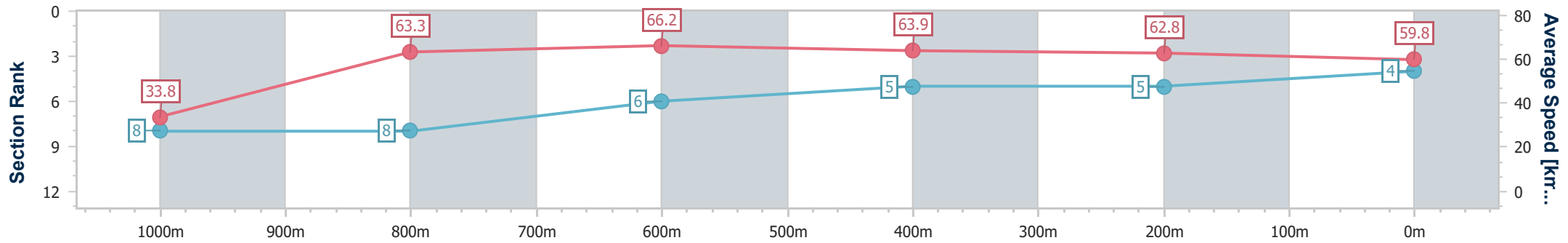
Race 3: CLUB PARTNERS Maiden Plate - 1050m

13 April 2024 - 14:32

Track Rating: Synthetic , Weather: Fine, Rail Position: True



Section	Overall	1000m	800m	600m	400m	200m
Section Times	1:02.50 [4] (0:05.32)	0:57.18 [8] (0:11.38)	0:45.80 [8] (0:10.93)	0:34.87 [6] (0:11.30)	0:23.57 [5] (0:11.48)	0:12.09 [5]
Average Speed [km/h]	33.8	63.3	66.2	63.9	62.8	59.8
Top Speed [km/h]	54.0	66.5	67.8	66.8	63.6	61.6
Avg. Dist. to Rail [m]	1.1	0.4	1.1	0.6	0.7	2.7
Avg. Stride Freq. [Hz]	2.0	2.5	2.5	2.4	2.4	2.4
Avg. Stride Length [m]	4.6	7.2	7.3	7.4	7.2	6.9



- [ ] Ranking at each section and finish
- .-.- No data available at this section
- NA No data available



Horse/Jockey Name	Electric Hashmal
Final Rank	5
Fastest Section Time (Section)	0:05.07 (Overall)
Top Speed [km/h] (Section)	67.4 (800m)
Race State	Finished



Aquis Park Gold Coast Poly QLD Professional

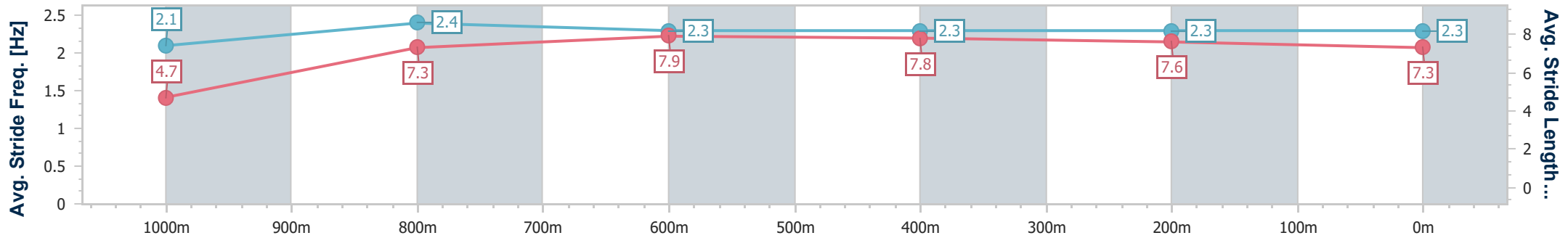
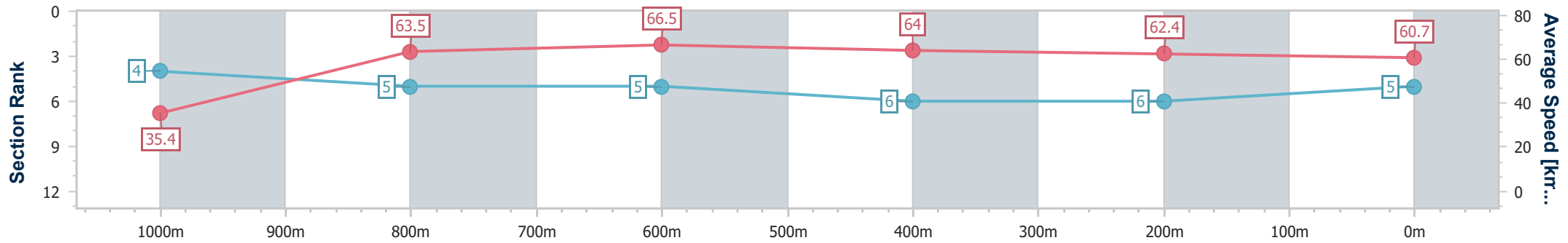
Race 3: CLUB PARTNERS Maiden Plate - 1050m

13 April 2024 - 14:32

Track Rating: Synthetic , Weather: Fine, Rail Position: True



Section	Overall	1000m	800m	600m	400m	200m
Section Times	1:02.50 [5] (0:05.07)	0:57.43 [4] (0:11.44)	0:45.99 [5] (0:10.98)	0:35.01 [5] (0:11.45)	0:23.56 [6] (0:11.58)	0:11.98 [6] (0:11.98)
Average Speed [km/h]	35.4	63.5	66.5	64.0	62.4	60.7
Top Speed [km/h]	56.5	66.3	67.4	67.2	63.8	61.2
Avg. Dist. to Rail [m]	6.8	3.6	2.6	3.0	4.0	7.1
Avg. Stride Freq. [Hz]	2.1	2.4	2.3	2.3	2.3	2.3
Avg. Stride Length [m]	4.7	7.3	7.9	7.8	7.6	7.3



- [ ] Ranking at each section and finish
- .-.- No data available at this section
- NA No data available



Horse/Jockey Name	Stellar Trixie
Final Rank	6
Fastest Section Time (Section)	0:05.46 (Overall)
Top Speed [km/h] (Section)	68.8 (800m)
Race State	Finished



Aquis Park Gold Coast Poly QLD Professional

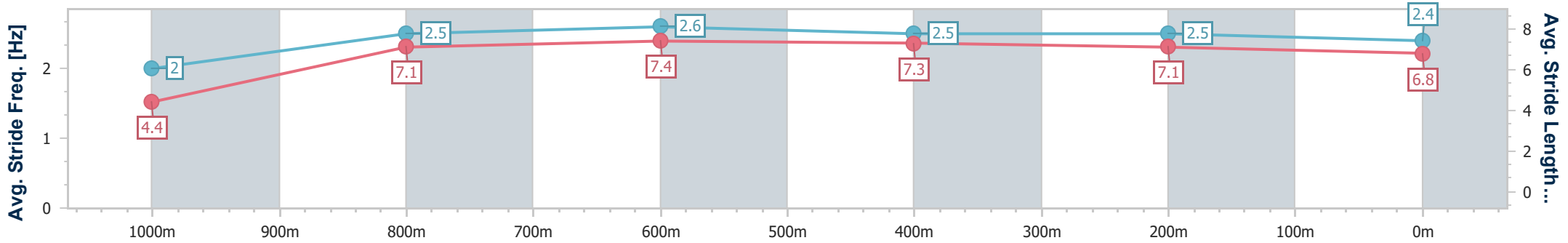
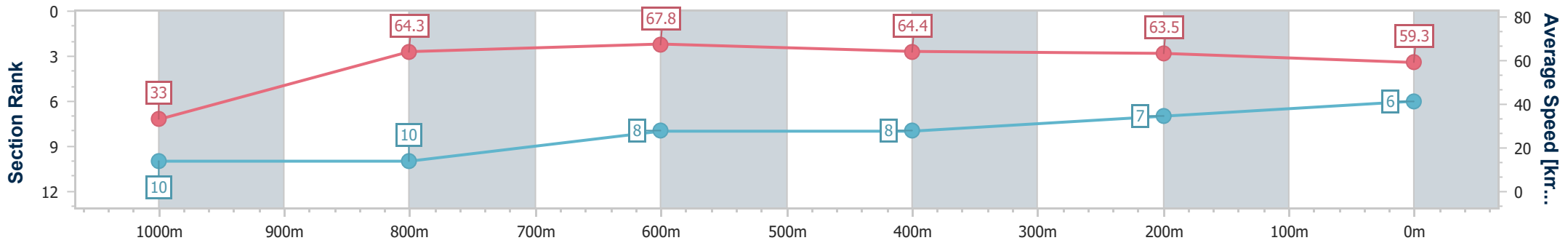
Race 3: CLUB PARTNERS Maiden Plate - 1050m

13 April 2024 - 14:32

Track Rating: Synthetic , Weather: Fine, Rail Position: True



Section	Overall	1000m	800m	600m	400m	200m
Section Times	1:02.86 [6] (0:05.46)	0:57.40 [10] (0:11.38)	0:46.02 [10] (0:10.94)	0:35.08 [8] (0:11.42)	0:23.66 [8] (0:11.47)	0:12.19 [7] (0:12.19)
Average Speed [km/h]	33.0	64.3	67.8	64.4	63.5	59.3
Top Speed [km/h]	54.7	67.6	68.8	68.8	64.6	61.6
Avg. Dist. to Rail [m]	8.8	5.1	5.7	5.3	6.6	10.9
Avg. Stride Freq. [Hz]	2.0	2.5	2.6	2.5	2.5	2.4
Avg. Stride Length [m]	4.4	7.1	7.4	7.3	7.1	6.8



- [ ] Ranking at each section and finish
- .-.- No data available at this section
- NA No data available



Horse/Jockey Name	Destiny Gungho
Final Rank	7
Fastest Section Time (Section)	0:04.89 (Overall)
Top Speed [km/h] (Section)	68.4 (1000m)
Race State	Finished



Aquis Park Gold Coast Poly QLD Professional

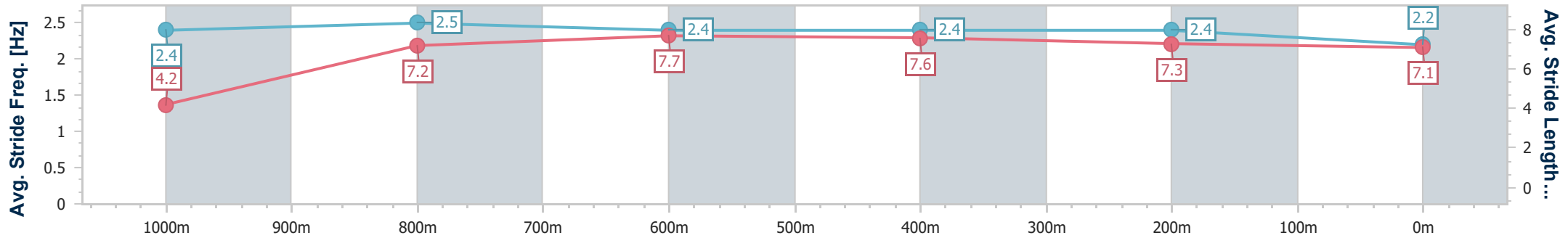
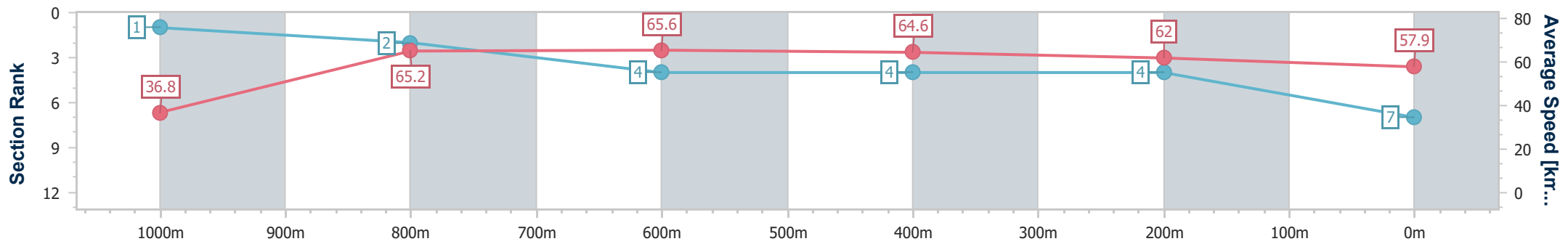
Race 3: CLUB PARTNERS Maiden Plate - 1050m

13 April 2024 - 14:32

Track Rating: Synthetic , Weather: Fine, Rail Position: True



Section	Overall	1000m	800m	600m	400m	200m
Section Times	1:02.96 [7] (0:04.89)	0:58.07 [1] (0:11.12)	0:46.95 [2] (0:11.25)	0:35.70 [4] (0:11.45)	0:24.25 [4] (0:11.69)	0:12.56 [4]
Average Speed [km/h]	36.8	65.2	65.6	64.6	62.0	57.9
Top Speed [km/h]	56.2	68.4	67.1	65.4	64.4	60.0
Avg. Dist. to Rail [m]	2.6	2.3	4.6	4.9	5.8	7.0
Avg. Stride Freq. [Hz]	2.4	2.5	2.4	2.4	2.4	2.2
Avg. Stride Length [m]	4.2	7.2	7.7	7.6	7.3	7.1



- [ ] Ranking at each section and finish
- .-.- No data available at this section
- NA No data available





Horse/Jockey Name	Snag Da Beans
Final Rank	8
Fastest Section Time (Section)	0:05.05 (Overall)
Top Speed [km/h] (Section)	67.1 (800m)
Race State	Finished



Aquis Park Gold Coast Poly QLD Professional

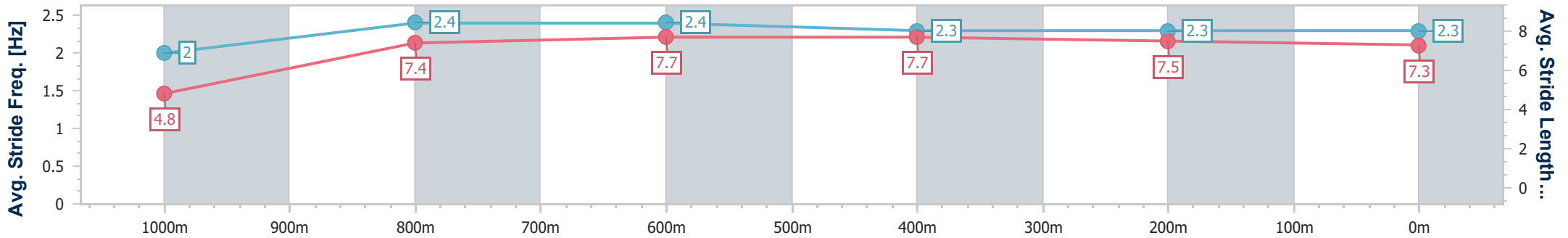
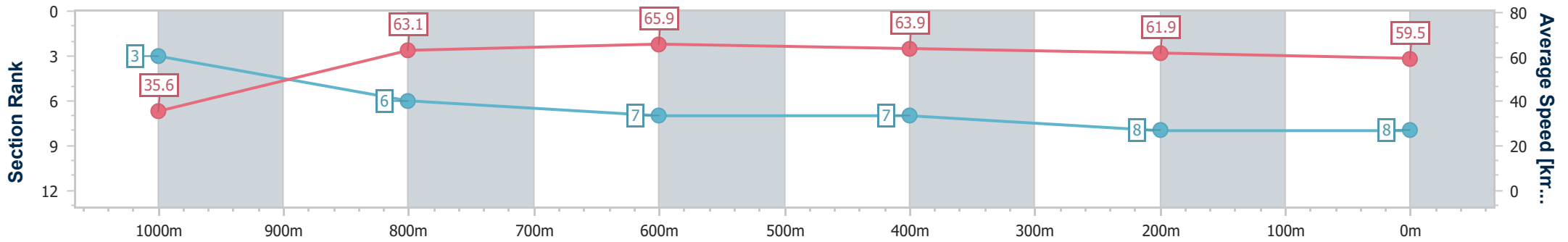
Race 3: CLUB PARTNERS Maiden Plate - 1050m

13 April 2024 - 14:32

Track Rating: Synthetic , Weather: Fine, Rail Position: True



Section	Overall	1000m	800m	600m	400m	200m
Section Times	1:02.98 [8] (0:05.05)	0:57.93 [3] (0:11.51)	0:46.42 [6] (0:11.12)	0:35.30 [7] (0:11.45)	0:23.85 [7] (0:11.69)	0:12.16 [8] (0:12.16)
Average Speed [km/h]	35.6	63.1	65.9	63.9	61.9	59.5
Top Speed [km/h]	53.0	66.4	67.1	66.4	62.7	60.9
Avg. Dist. to Rail [m]	3.2	3.0	3.4	3.0	2.4	3.5
Avg. Stride Freq. [Hz]	2.0	2.4	2.4	2.3	2.3	2.3
Avg. Stride Length [m]	4.8	7.4	7.7	7.7	7.5	7.3



- [ ] Ranking at each section and finish
- .-.- No data available at this section
- NA No data available



Horse/Jockey Name	Miss Wednesday
Final Rank	9
Fastest Section Time (Section)	0:05.33 (Overall)
Top Speed [km/h] (Section)	67.3 (800m)
Race State	Finished



Aquis Park Gold Coast Poly QLD Professional

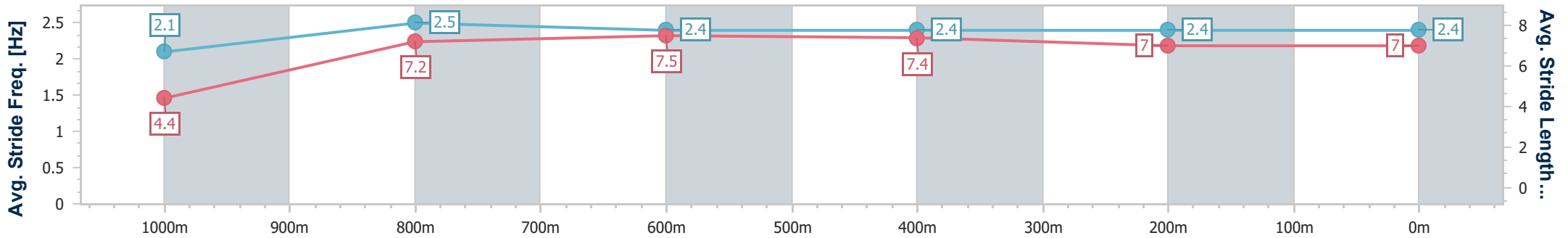
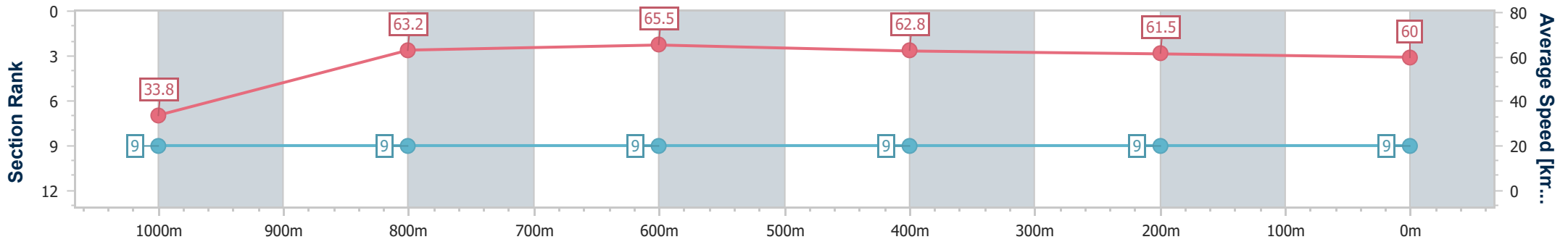
Race 3: CLUB PARTNERS Maiden Plate - 1050m

13 April 2024 - 14:32

Track Rating: Synthetic , Weather: Fine, Rail Position: True



Section	Overall	1000m	800m	600m	400m	200m
Section Times	1:03.16 [9] (0:05.33)	0:57.83 [9] (0:11.45)	0:46.38 [9] (0:11.04)	0:35.34 [9] (0:11.58)	0:23.76 [9] (0:11.73)	0:12.03 [9] (0:12.03)
Average Speed [km/h]	33.8	63.2	65.5	62.8	61.5	60.0
Top Speed [km/h]	54.7	67.3	67.3	65.6	62.6	61.7
Avg. Dist. to Rail [m]	4.2	2.0	1.4	1.5	0.8	3.5
Avg. Stride Freq. [Hz]	2.1	2.5	2.4	2.4	2.4	2.4
Avg. Stride Length [m]	4.4	7.2	7.5	7.4	7.0	7.0



- [ ] Ranking at each section and finish
- .-.- No data available at this section
- NA No data available



Horse/Jockey Name	Rogue Artist
Final Rank	10
Fastest Section Time (Section)	0:05.18 (Overall)
Top Speed [km/h] (Section)	66.9 (1000m)
Race State	Finished



Aquis Park Gold Coast Poly QLD Professional

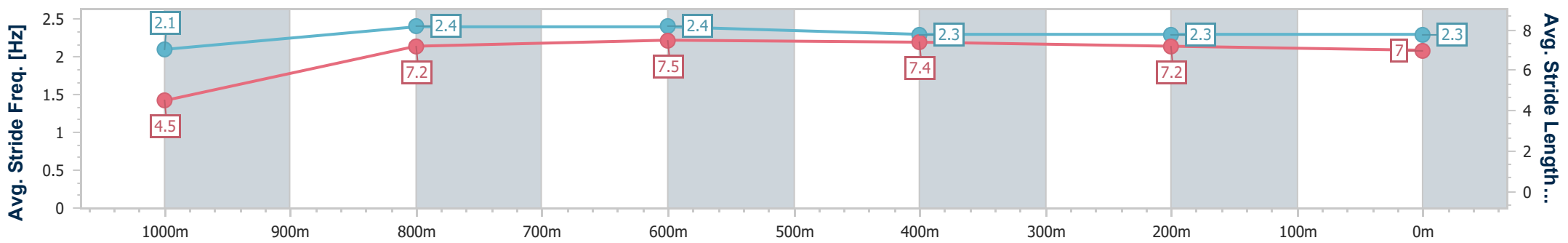
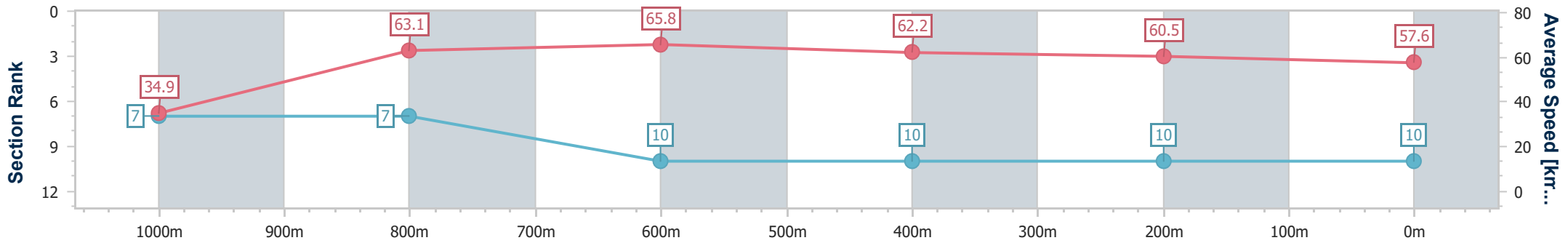
Race 3: CLUB PARTNERS Maiden Plate - 1050m

13 April 2024 - 14:32

Track Rating: Synthetic , Weather: Fine, Rail Position: True



Section	Overall	1000m	800m	600m	400m	200m
Section Times	1:04.20 [10] (0:05.18)	0:59.02 [7] (0:11.49)	0:47.53 [7] (0:11.22)	0:36.31 [10] (0:11.82)	0:24.49 [10] (0:11.96)	0:12.53 [10] (0:12.53)
Average Speed [km/h]	34.9	63.1	65.8	62.2	60.5	57.6
Top Speed [km/h]	53.5	66.9	66.8	65.8	61.0	60.2
Avg. Dist. to Rail [m]	6.5	3.5	4.1	4.3	3.7	4.9
Avg. Stride Freq. [Hz]	2.1	2.4	2.4	2.3	2.3	2.3
Avg. Stride Length [m]	4.5	7.2	7.5	7.4	7.2	7.0



- [ ] Ranking at each section and finish
- .-.- No data available at this section
- NA No data available