



Doomben QLD Professional

Race 3: CASCADE BENCHMARK 78 Handicap - 2200m

13 April 2024 - 13:04



BRISBANE
RACING CLUB

Track Rating: Good 4, Weather: Fine, Rail Position: +3.5m Entire

Section													Overall	2000m	1800m	1600m	1400m	1200m	1000m	Last 600m
Field Times													2:16.25 (0:13.74)	2:02.51 (0:11.27)	1:51.24 (0:12.11)	1:39.13 (0:12.70)	1:26.43 (0:12.77)	1:13.66 (0:12.89)	1:00.77 (0:13.02)	0:34.92
Rank	TAB	Horse/Jockey	Barrier	Top Speed [km/h]	Fastest Section								Distance Travelled [m]							
1	6	CLYDE Marnu Potgieter	6	67.5 2000m	0:11.15 2000m	2:16.25 [1] (0:14.09)	2:02.16 [2] (0:11.15)	1:51.01 [2] (0:12.10)	1:38.91 [2] (0:12.60)	1:26.31 [2] (0:12.74)	1:13.57 [2] (0:13.02)	1:00.55 [2] (0:12.92)	0:34.91							
2	2	WARP SPEED Michael Cahill	2	65.7 400m	0:11.19 400m	2:16.37 [2] (0:14.16)	2:02.21 [3] (0:11.65)	1:50.56 [3] (0:12.34)	1:38.22 [3] (0:12.88)	1:25.34 [3] (0:12.59)	1:12.75 [3] (0:12.73)	1:00.02 [3] (0:12.66)	0:34.83	-3						
3	7	DISPUTED RIVER Bailey Wheeler	7	65.4 400m	0:11.17 400m	2:16.37 [3] (0:14.19)	2:02.18 [4] (0:11.63)	1:50.55 [4] (0:12.40)	1:38.15 [4] (0:12.81)	1:25.34 [3] (0:12.66)	1:12.68 [4] (0:12.73)	0:59.95 [4] (0:12.73)	0:34.63	+0						
4	5	A DEEL OF HUMOUR Anthony Allen	5	65.6 400m	0:11.21 400m	2:16.40 [4] (0:14.37)	2:02.03 [5] (0:11.64)	1:50.39 [5] (0:12.39)	1:38.00 [6] (0:12.86)	1:25.14 [6] (0:12.73)	1:12.41 [6] (0:12.65)	0:59.76 [5] (0:12.62)	0:34.52	+9						
5	8	BAK DA MAN Damien Thornton	8	66.4 400m	0:11.09 400m	2:16.40 [5] (0:14.69)	2:01.71 [6] (0:11.70)	1:50.01 [7] (0:12.47)	1:37.54 [8] (0:12.76)	1:24.78 [8] (0:12.62)	1:12.16 [7] (0:12.75)	0:59.41 [7] (0:12.63)	0:34.24	+2						
6	1	TAPILDOODLEDO Justin Huxtable	1	67.5 400m	0:10.92 400m	2:16.53 [6] (0:15.21)	2:01.32 [9] (0:11.48)	1:49.84 [9] (0:12.12)	1:37.72 [7] (0:12.81)	1:24.91 [7] (0:12.66)	1:12.25 [8] (0:12.80)	0:59.45 [8] (0:12.69)	0:34.26	-6						
7	10	SHEZADANDI Angela Jones	10	66.3 400m	0:11.22 400m	2:16.60 [7] (0:14.78)	2:01.82 [8] (0:11.40)	1:50.42 [6] (0:12.22)	1:38.20 [5] (0:12.83)	1:25.37 [5] (0:12.72)	1:12.65 [5] (0:12.79)	0:59.86 [6] (0:12.62)	0:34.70	-4						
8	4	LE HEROS Casey Waddell	4	67.8 Overall	0:11.27 2000m	2:16.66 [8] (0:13.74)	2:02.92 [1] (0:11.27)	1:51.65 [1] (0:12.11)	1:39.54 [1] (0:12.70)	1:26.84 [1] (0:12.77)	1:14.07 [1] (0:12.89)	1:01.18 [1] (0:13.02)	0:35.33	-5						
9	3	CHAYSE 'N' ARTIE Boris Thornton	3	66.6 400m	0:11.04 400m	2:16.83 [9] (0:14.76)	2:02.07 [7] (0:11.85)	1:50.22 [8] (0:12.53)	1:37.69 [10] (0:12.78)	1:24.91 [10] (0:12.80)	1:12.11 [10] (0:12.74)	0:59.37 [10] (0:12.62)	0:34.24	+0						
10	9	MAN OF HEART Micheal Hellyer	9	65.7 400m	0:11.24 400m	2:16.95 [10] (0:15.59)	2:01.36 [10] (0:11.29)	1:50.07 [10] (0:12.18)	1:37.89 [9] (0:12.68)	1:25.21 [9] (0:12.71)	1:12.50 [9] (0:12.76)	0:59.74 [9] (0:12.64)	0:34.53	-1						

[] Ranking at each section and finish
 -:-:- No data available at this section
 NA No data available

SCN Saddle cloth number
 DNF Did not finish
 DNT Did not track



Doomben QLD Professional

Race 3: CASCADE BENCHMARK 78 Handicap - 2200m

13 April 2024 - 13:04



BRISBANE
RACING CLUB

Track Rating: Good 4, Weather: Fine, Rail Position: +3.5m Entire

Section						800m	600m	400m	200m	Last 600m	
Field Times						0:47.75 (0:12.83)	0:34.92 (0:11.89)	0:23.03 (0:11.37)	0:11.66 (0:11.66)	0:34.92	
Rank	TAB Horse/Jockey	Barrier	Top Speed [km/h]	Fastest Section					Margin	Distance Travelled [m]	
1	6 CLYDE Marnu Potgieter	6	67.5 2000m	0:11.15 2000m	0:47.63 [2] (0:12.72)	0:34.91 [2] (0:11.99)	0:22.92 [2] (0:11.26)	0:11.66 [1] (0:11.66)	2:16.25	0:34.91	
2	2 WARP SPEED Michael Cahill	2	65.7 400m	0:11.19 400m	0:47.36 [3] (0:12.53)	0:34.83 [3] (0:11.94)	0:22.89 [3] (0:11.19)	0:11.70 [3] (0:11.70)	0.12L	0:34.83 -3	
3	7 DISPUTED RIVER Bailey Wheeler	7	65.4 400m	0:11.17 400m	0:47.22 [4] (0:12.59)	0:34.63 [4] (0:11.83)	0:22.80 [4] (0:11.17)	0:11.63 [4] (0:11.63)	0L	0:34.63 +0	
4	5 A DEEL OF HUMOUR Anthony Allen	5	65.6 400m	0:11.21 400m	0:47.14 [5] (0:12.62)	0:34.52 [5] (0:11.73)	0:22.79 [5] (0:11.21)	0:11.58 [5] (0:11.58)	0.03L	0:34.52 +9	
5	8 BAK DA MAN Damien Thornton	8	66.4 400m	0:11.09 400m	0:46.78 [7] (0:12.54)	0:34.24 [7] (0:11.66)	0:22.58 [7] (0:11.09)	0:11.49 [7] (0:11.49)	0L	0:34.24 +2	
6	1 TAPILDOODLEDO Justin Huxtable	1	67.5 400m	0:10.92 400m	0:46.76 [8] (0:12.50)	0:34.26 [8] (0:11.71)	0:22.55 [9] (0:10.92)	0:11.63 [6] (0:11.63)	0.13L	0:34.26 -6	
7	10 SHEZADANDI Angela Jones	10	66.3 400m	0:11.22 400m	0:47.24 [6] (0:12.54)	0:34.70 [6] (0:11.85)	0:22.85 [6] (0:11.22)	0:11.63 [8] (0:11.63)	0.07L	0:34.70 -4	
8	4 LE HEROS Casey Waddell	4	67.8 Overall	0:11.27 2000m	0:48.16 [1] (0:12.83)	0:35.33 [1] (0:11.89)	0:23.44 [1] (0:11.40)	0:12.04 [2] (0:12.04)	0.06L	0:35.33 -5	
9	3 CHAYSE 'N' ARTIE Boris Thornton	3	66.6 400m	0:11.04 400m	0:46.75 [10] (0:12.51)	0:34.24 [10] (0:11.63)	0:22.61 [10] (0:11.04)	0:11.57 [10] (0:11.57)	0.17L	0:34.24 +0	
10	9 MAN OF HEART Micheal Hellyer	9	65.7 400m	0:11.24 400m	0:47.10 [9] (0:12.57)	0:34.53 [9] (0:11.55)	0:22.98 [8] (0:11.24)	0:11.74 [9] (0:11.74)	0.12L	0:34.53 -1	



Horse/Jockey Name	Clyde
Final Rank	1
Fastest Section Time (Section)	0:11.15 (2000m)
Top Speed [km/h] (Section)	67.5 (2000m)
Race State	Finished



Doomben QLD Professional

Race 3: CASCADE BENCHMARK 78 Handicap - 2200m

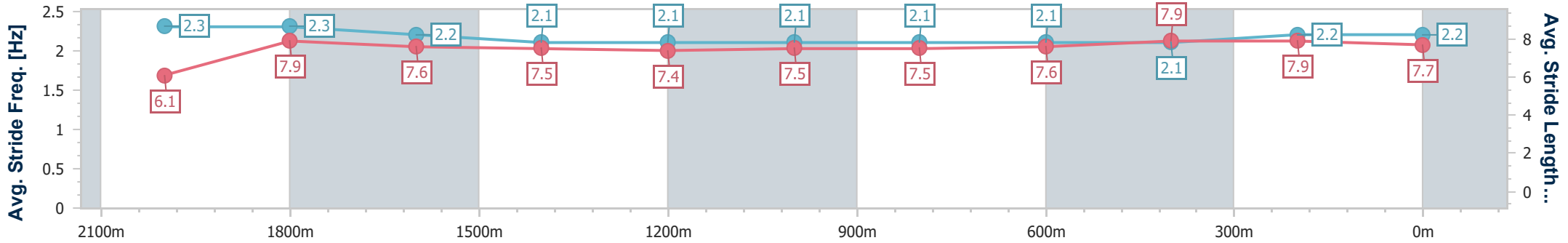
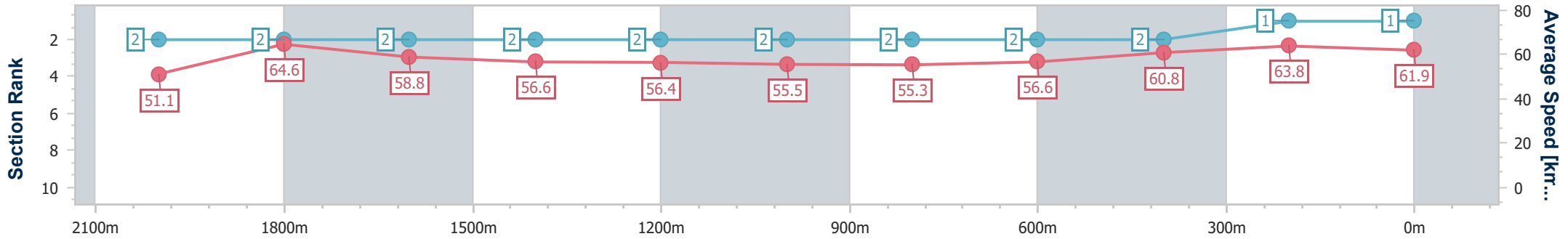
13 April 2024 - 13:04

Track Rating: Good 4, Weather: Fine, Rail Position: +3.5m Entire



BRISBANE RACING CLUB

Section	Overall	2000m	1800m	1600m	1400m	1200m	1000m	800m	600m	400m	200m
Section Times	2:16.25 [1] (0:14.09)	2:02.16 [2] (0:11.15)	1:51.01 [2] (0:12.10)	1:38.91 [2] (0:12.60)	1:26.31 [2] (0:12.74)	1:13.57 [2] (0:13.02)	1:00.55 [2] (0:12.92)	0:47.63 [2] (0:12.72)	0:34.91 [2] (0:11.99)	0:22.92 [2] (0:11.26)	0:11.66 [1] (0:11.66)
Average Speed [km/h]	51.1	64.6	58.8	56.6	56.4	55.5	55.3	56.6	60.8	63.8	61.9
Top Speed [km/h]	66.9	67.5	60.9	57.3	57.1	56.8	56.6	58.4	61.9	65.7	64.6
Avg. Dist. to Rail [m]	6.4	1.3	1.9	1.9	0.6	0.3	1.9	1.5	1.8	0.2	0.3
Avg. Stride Freq. [Hz]	2.3	2.3	2.2	2.1	2.1	2.1	2.1	2.1	2.1	2.2	2.2
Avg. Stride Length [m]	6.1	7.9	7.6	7.5	7.4	7.5	7.5	7.6	7.9	7.9	7.7



- [] Ranking at each section and finish
- .-.- No data available at this section
- NA No data available



Horse/Jockey Name	Warp Speed
Final Rank	2
Fastest Section Time (Section)	0:11.19 (400m)
Top Speed [km/h] (Section)	65.7 (400m)
Race State	Finished



Doomben QLD Professional

Race 3: CASCADE BENCHMARK 78 Handicap - 2200m

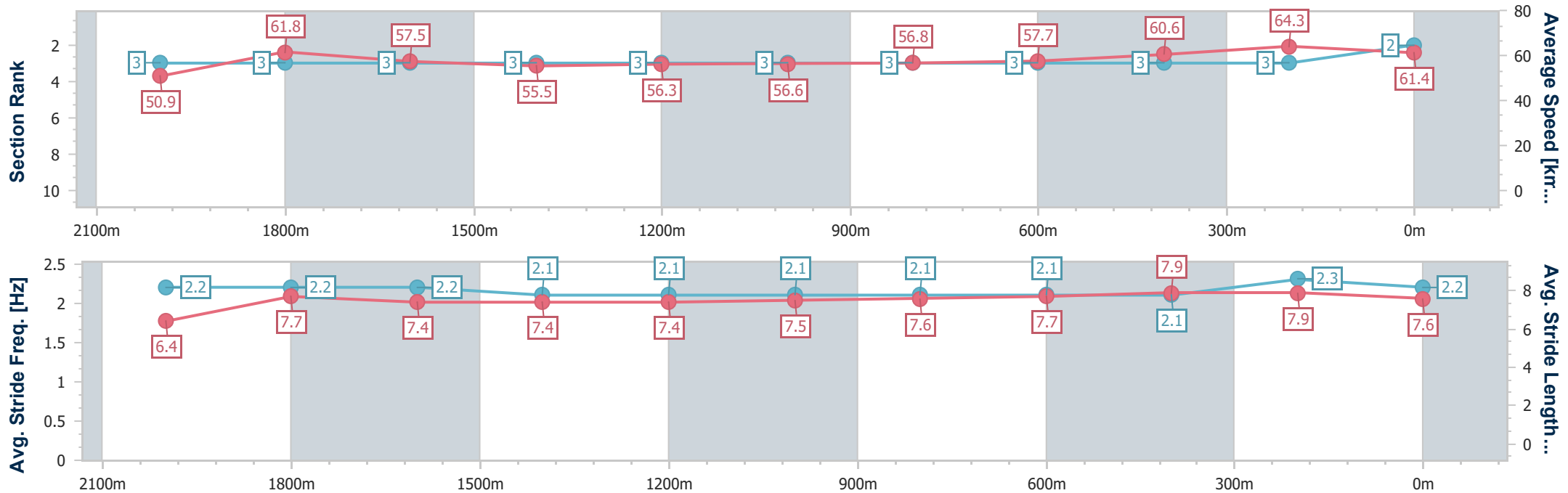
13 April 2024 - 13:04

Track Rating: Good 4, Weather: Fine, Rail Position: +3.5m Entire



BRISBANE RACING CLUB

Section	Overall	2000m	1800m	1600m	1400m	1200m	1000m	800m	600m	400m	200m
Section Times	2:16.37 [2] (0:14.16)	2:02.21 [3] (0:11.65)	1:50.56 [3] (0:12.34)	1:38.22 [3] (0:12.88)	1:25.34 [3] (0:12.59)	1:12.75 [3] (0:12.73)	1:00.02 [3] (0:12.66)	0:47.36 [3] (0:12.53)	0:34.83 [3] (0:11.94)	0:22.89 [3] (0:11.19)	0:11.70 [3] (0:11.70)
Average Speed [km/h]	50.9	61.8	57.5	55.5	56.3	56.6	56.8	57.7	60.6	64.3	61.4
Top Speed [km/h]	64.8	64.5	59.8	56.4	57.0	56.8	57.4	59.6	63.0	65.7	65.0
Avg. Dist. to Rail [m]	1.7	2.5	2.3	2.3	2.0	0.6	0.4	0.9	0.9	1.7	2.1
Avg. Stride Freq. [Hz]	2.2	2.2	2.2	2.1	2.1	2.1	2.1	2.1	2.1	2.3	2.2
Avg. Stride Length [m]	6.4	7.7	7.4	7.4	7.4	7.5	7.6	7.7	7.9	7.9	7.6



- [] Ranking at each section and finish
- .-.- No data available at this section
- NA No data available



Horse/Jockey Name	Disputed River
Final Rank	3
Fastest Section Time (Section)	0:11.17 (400m)
Top Speed [km/h] (Section)	65.4 (400m)
Race State	Finished



Doomben QLD Professional

Race 3: CASCADE BENCHMARK 78 Handicap - 2200m

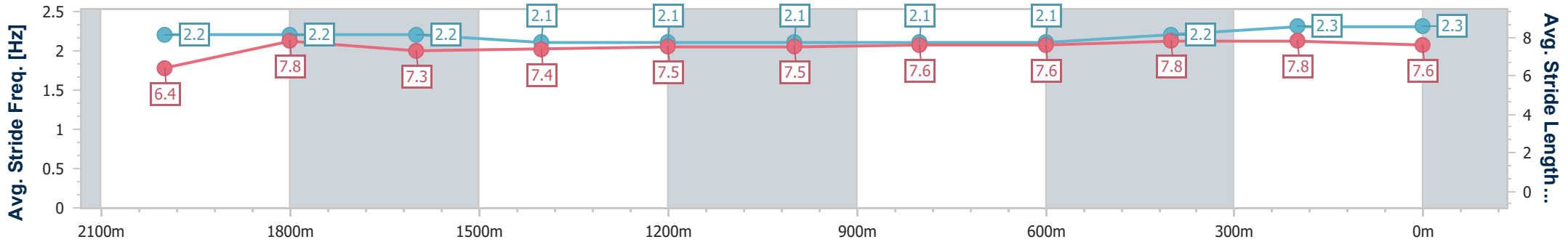
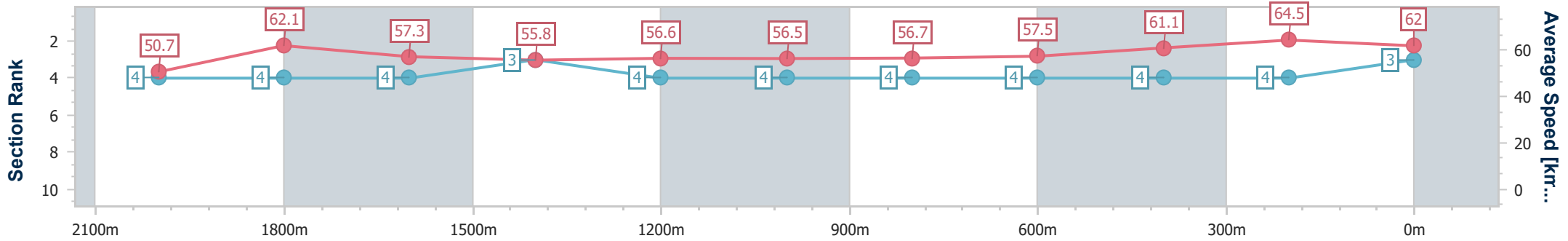
13 April 2024 - 13:04

Track Rating: Good 4, Weather: Fine, Rail Position: +3.5m Entire



BRISBANE RACING CLUB

Section	Overall	2000m	1800m	1600m	1400m	1200m	1000m	800m	600m	400m	200m
Section Times	2:16.37 [3] (0:14.19)	2:02.18 [4] (0:11.63)	1:50.55 [4] (0:12.40)	1:38.15 [4] (0:12.81)	1:25.34 [3] (0:12.66)	1:12.68 [4] (0:12.73)	0:59.95 [4] (0:12.73)	0:47.22 [4] (0:12.59)	0:34.63 [4] (0:11.83)	0:22.80 [4] (0:11.17)	0:11.63 [4] (0:11.63)
Average Speed [km/h]	50.7	62.1	57.3	55.8	56.6	56.5	56.7	57.5	61.1	64.5	62.0
Top Speed [km/h]	64.0	64.0	60.1	56.7	57.2	57.2	57.3	58.7	63.4	65.4	64.0
Avg. Dist. to Rail [m]	2.9	2.4	2.6	1.4	0.7	0.5	0.2	1.0	1.0	2.0	1.9
Avg. Stride Freq. [Hz]	2.2	2.2	2.2	2.1	2.1	2.1	2.1	2.1	2.2	2.3	2.3
Avg. Stride Length [m]	6.4	7.8	7.3	7.4	7.5	7.5	7.6	7.6	7.8	7.8	7.6



- [] Ranking at each section and finish
- .-.- No data available at this section
- NA No data available



Horse/Jockey Name	A Deel Of Humour
Final Rank	4
Fastest Section Time (Section)	0:11.21 (400m)
Top Speed [km/h] (Section)	65.6 (400m)
Race State	Finished



Doomben QLD Professional

Race 3: CASCADE BENCHMARK 78 Handicap - 2200m

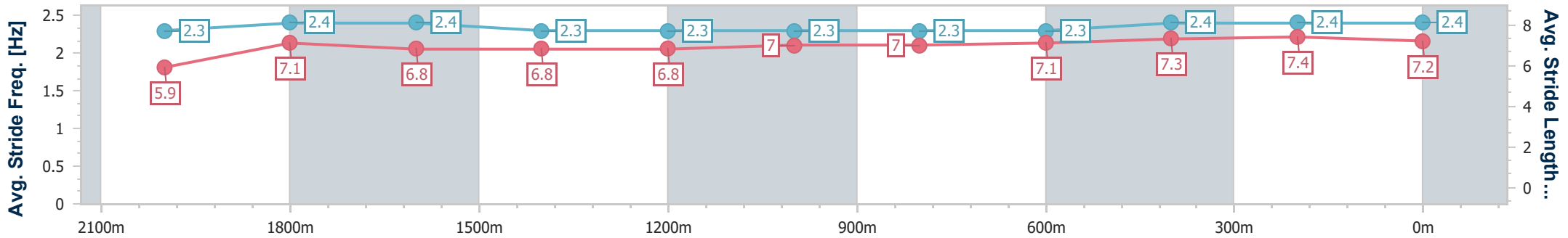
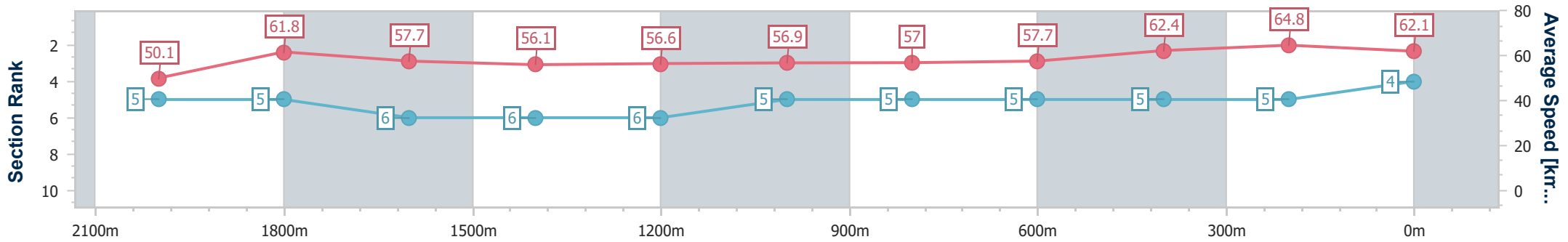
13 April 2024 - 13:04

Track Rating: Good 4, Weather: Fine, Rail Position: +3.5m Entire



BRISBANE RACING CLUB

Section	Overall	2000m	1800m	1600m	1400m	1200m	1000m	800m	600m	400m	200m
Section Times	2:16.40 [4] (0:14.37)	2:02.03 [5] (0:11.64)	1:50.39 [5] (0:12.39)	1:38.00 [6] (0:12.86)	1:25.14 [6] (0:12.73)	1:12.41 [6] (0:12.65)	0:59.76 [5] (0:12.62)	0:47.14 [5] (0:12.62)	0:34.52 [5] (0:11.73)	0:22.79 [5] (0:11.21)	0:11.58 [5] (0:11.58)
Average Speed [km/h]	50.1	61.8	57.7	56.1	56.6	56.9	57.0	57.7	62.4	64.8	62.1
Top Speed [km/h]	63.3	63.9	59.7	57.0	57.6	57.5	57.8	59.8	64.5	65.6	64.7
Avg. Dist. to Rail [m]	1.1	0.7	1.1	0.8	0.5	0.4	0.3	2.0	3.4	2.7	1.8
Avg. Stride Freq. [Hz]	2.3	2.4	2.4	2.3	2.3	2.3	2.3	2.3	2.4	2.4	2.4
Avg. Stride Length [m]	5.9	7.1	6.8	6.8	6.8	7.0	7.0	7.1	7.3	7.4	7.2



- [] Ranking at each section and finish
- .-.- No data available at this section
- NA No data available



Horse/Jockey Name	Bak Da Man
Final Rank	5
Fastest Section Time (Section)	0:11.09 (400m)
Top Speed [km/h] (Section)	66.4 (400m)
Race State	Finished



Doomben QLD Professional

Race 3: CASCADE BENCHMARK 78 Handicap - 2200m

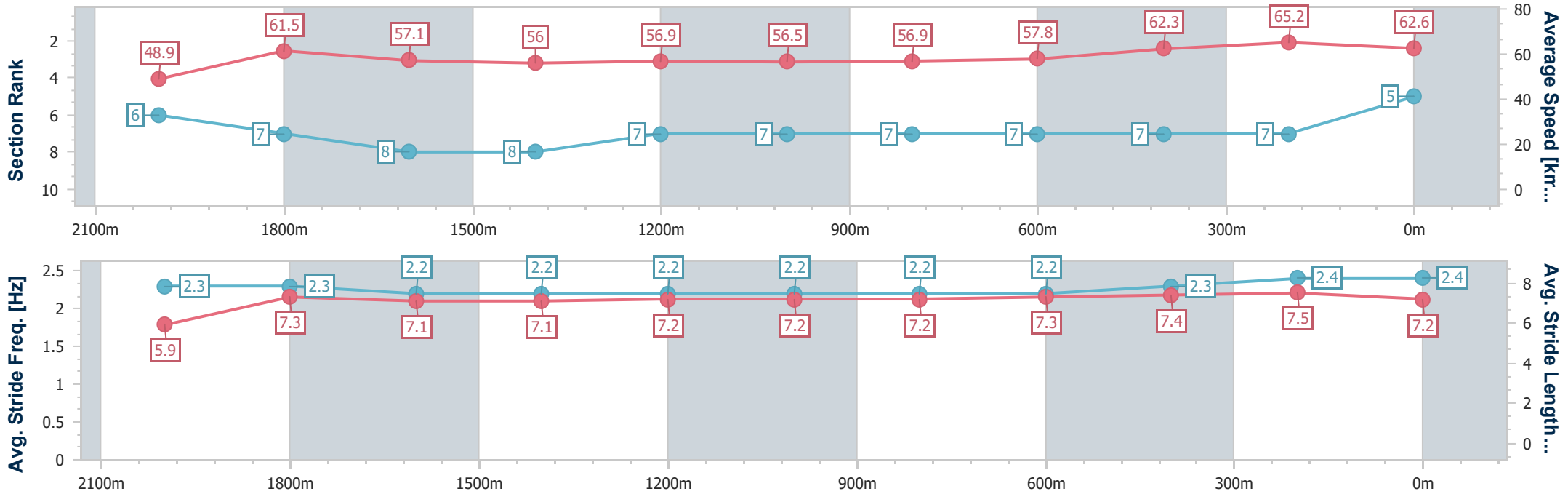
13 April 2024 - 13:04

Track Rating: Good 4, Weather: Fine, Rail Position: +3.5m Entire



BRISBANE RACING CLUB

Section	Overall	2000m	1800m	1600m	1400m	1200m	1000m	800m	600m	400m	200m
Section Times	2:16.40 [5] (0:14.69)	2:01.71 [6] (0:11.70)	1:50.01 [7] (0:12.47)	1:37.54 [8] (0:12.76)	1:24.78 [8] (0:12.62)	1:12.16 [7] (0:12.75)	0:59.41 [7] (0:12.63)	0:46.78 [7] (0:12.54)	0:34.24 [7] (0:11.66)	0:22.58 [7] (0:11.09)	0:11.49 [7] (0:11.49)
Average Speed [km/h]	48.9	61.5	57.1	56.0	56.9	56.5	56.9	57.8	62.3	65.2	62.6
Top Speed [km/h]	62.3	62.6	60.3	57.1	57.7	57.2	57.4	60.0	65.6	66.4	65.2
Avg. Dist. to Rail [m]	1.5	2.1	2.0	1.6	0.7	0.3	0.2	1.1	1.7	2.9	3.7
Avg. Stride Freq. [Hz]	2.3	2.3	2.2	2.2	2.2	2.2	2.2	2.2	2.3	2.4	2.4
Avg. Stride Length [m]	5.9	7.3	7.1	7.1	7.2	7.2	7.2	7.3	7.4	7.5	7.2



- [] Ranking at each section and finish
- .-.- No data available at this section
- NA No data available



Horse/Jockey Name	Tapildoodledo
Final Rank	6
Fastest Section Time (Section)	0:10.92 (400m)
Top Speed [km/h] (Section)	67.5 (400m)
Race State	Finished



Doomben QLD Professional

Race 3: CASCADE BENCHMARK 78 Handicap - 2200m

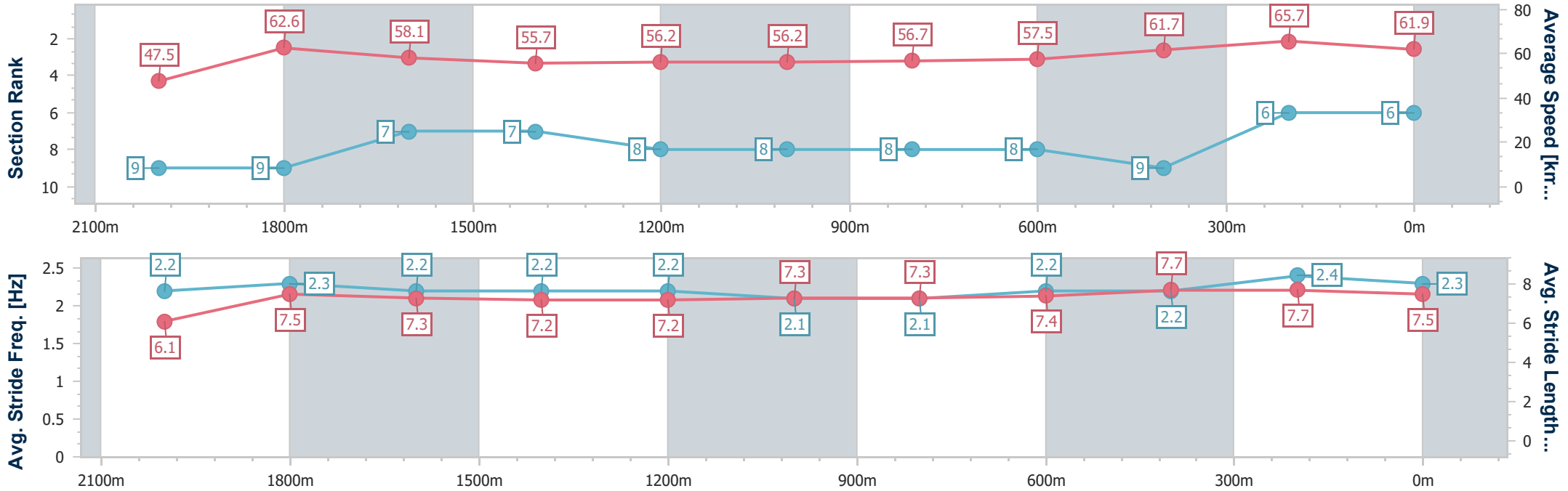
13 April 2024 - 13:04

Track Rating: Good 4, Weather: Fine, Rail Position: +3.5m Entire



BRISBANE RACING CLUB

Section	Overall	2000m	1800m	1600m	1400m	1200m	1000m	800m	600m	400m	200m
Section Times	2:16.53 [6] (0:15.21)	2:01.32 [9] (0:11.48)	1:49.84 [9] (0:12.12)	1:37.72 [7] (0:12.81)	1:24.91 [7] (0:12.66)	1:12.25 [8] (0:12.80)	0:59.45 [8] (0:12.69)	0:46.76 [8] (0:12.50)	0:34.26 [8] (0:11.71)	0:22.55 [9] (0:10.92)	0:11.63 [6] (0:11.63)
Average Speed [km/h]	47.5	62.6	58.1	55.7	56.2	56.2	56.7	57.5	61.7	65.7	61.9
Top Speed [km/h]	63.9	64.0	62.0	57.0	57.6	57.4	57.7	59.6	63.1	67.5	65.5
Avg. Dist. to Rail [m]	2.9	3.1	3.9	2.0	1.7	1.2	0.9	1.0	0.9	1.2	1.3
Avg. Stride Freq. [Hz]	2.2	2.3	2.2	2.2	2.2	2.1	2.1	2.2	2.2	2.4	2.3
Avg. Stride Length [m]	6.1	7.5	7.3	7.2	7.2	7.3	7.3	7.4	7.7	7.7	7.5



- [] Ranking at each section and finish
- .-.- No data available at this section
- NA No data available



Horse/Jockey Name	Shezadandi
Final Rank	7
Fastest Section Time (Section)	0:11.22 (400m)
Top Speed [km/h] (Section)	66.3 (400m)
Race State	Finished



Doomben QLD Professional

Race 3: CASCADE BENCHMARK 78 Handicap - 2200m

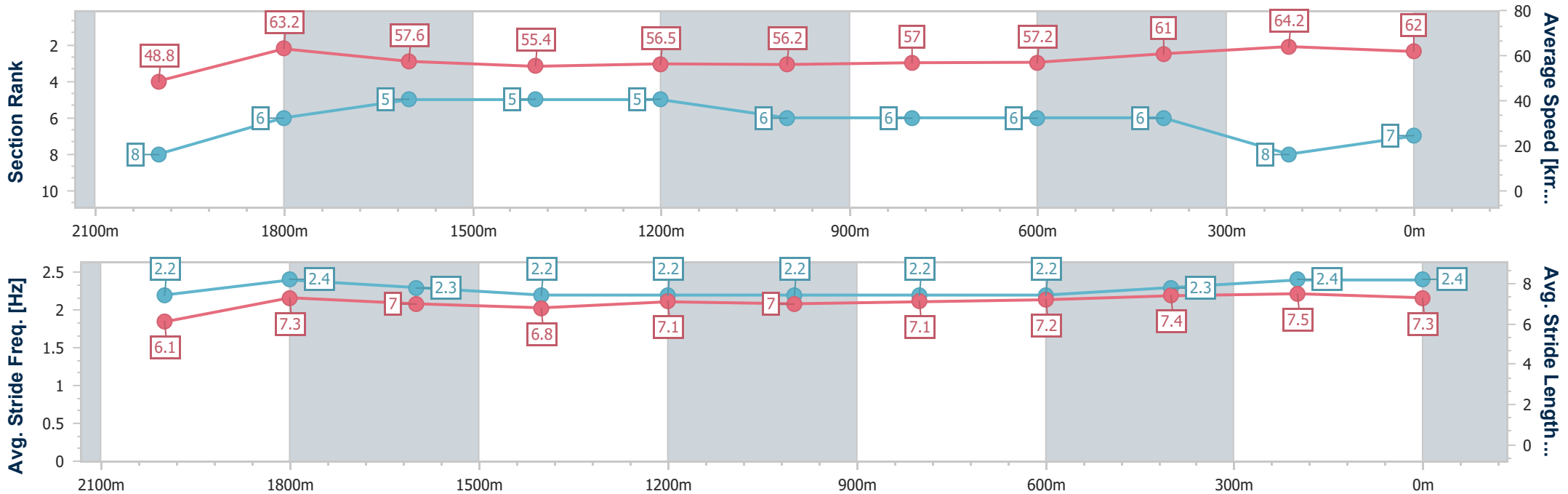
13 April 2024 - 13:04

Track Rating: Good 4, Weather: Fine, Rail Position: +3.5m Entire



BRISBANE RACING CLUB

Section	Overall	2000m	1800m	1600m	1400m	1200m	1000m	800m	600m	400m	200m
Section Times	2:16.60 [7] (0:14.78)	2:01.82 [8] (0:11.40)	1:50.42 [6] (0:12.22)	1:38.20 [5] (0:12.83)	1:25.37 [5] (0:12.72)	1:12.65 [5] (0:12.79)	0:59.86 [6] (0:12.62)	0:47.24 [6] (0:12.54)	0:34.70 [6] (0:11.85)	0:22.85 [6] (0:11.22)	0:11.63 [8] (0:11.63)
Average Speed [km/h]	48.8	63.2	57.6	55.4	56.5	56.2	57.0	57.2	61.0	64.2	62.0
Top Speed [km/h]	65.1	65.0	62.0	56.3	57.4	56.8	57.5	59.9	62.1	66.3	64.3
Avg. Dist. to Rail [m]	3.7	2.3	3.7	2.7	0.9	0.7	0.8	0.6	0.2	2.3	3.6
Avg. Stride Freq. [Hz]	2.2	2.4	2.3	2.2	2.2	2.2	2.2	2.2	2.3	2.4	2.4
Avg. Stride Length [m]	6.1	7.3	7.0	6.8	7.1	7.0	7.1	7.2	7.4	7.5	7.3



- [] Ranking at each section and finish
- .-.- No data available at this section
- NA No data available



Horse/Jockey Name	Le Heros
Final Rank	8
Fastest Section Time (Section)	0:11.27 (2000m)
Top Speed [km/h] (Section)	67.8 (Overall)
Race State	Finished



Doomben QLD Professional

Race 3: CASCADE BENCHMARK 78 Handicap - 2200m

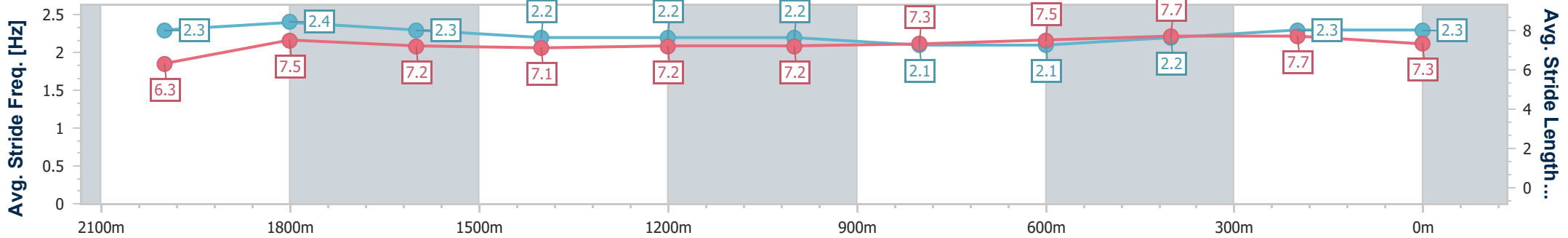
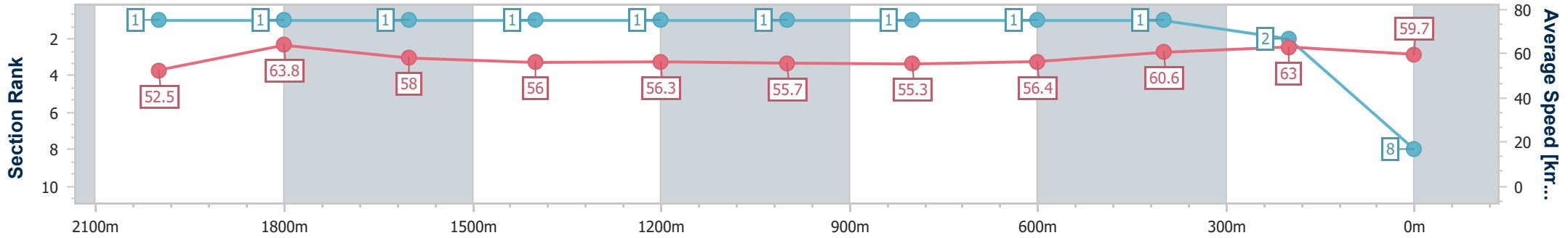
13 April 2024 - 13:04

Track Rating: Good 4, Weather: Fine, Rail Position: +3.5m Entire



BRISBANE RACING CLUB

Section	Overall	2000m	1800m	1600m	1400m	1200m	1000m	800m	600m	400m	200m
Section Times	2:16.66 [8] (0:13.74)	2:02.92 [1] (0:11.27)	1:51.65 [1] (0:12.11)	1:39.54 [1] (0:12.70)	1:26.84 [1] (0:12.77)	1:14.07 [1] (0:12.89)	1:01.18 [1] (0:13.02)	0:48.16 [1] (0:12.83)	0:35.33 [1] (0:11.89)	0:23.44 [1] (0:11.40)	0:12.04 [2] (0:12.04)
Average Speed [km/h]	52.5	63.8	58.0	56.0	56.3	55.7	55.3	56.4	60.6	63.0	59.7
Top Speed [km/h]	67.8	67.2	61.1	56.5	56.5	56.9	55.8	59.2	61.9	63.8	62.9
Avg. Dist. to Rail [m]	3.6	3.1	4.1	3.1	0.7	0.7	0.4	0.6	0.4	1.2	0.7
Avg. Stride Freq. [Hz]	2.3	2.4	2.3	2.2	2.2	2.2	2.1	2.1	2.2	2.3	2.3
Avg. Stride Length [m]	6.3	7.5	7.2	7.1	7.2	7.2	7.3	7.5	7.7	7.7	7.3



- [] Ranking at each section and finish
- .-.- No data available at this section
- NA No data available



Horse/Jockey Name	Chayse 'N' Artie
Final Rank	9
Fastest Section Time (Section)	0:11.04 (400m)
Top Speed [km/h] (Section)	66.6 (400m)
Race State	Finished



Doomben QLD Professional

Race 3: CASCADE BENCHMARK 78 Handicap - 2200m

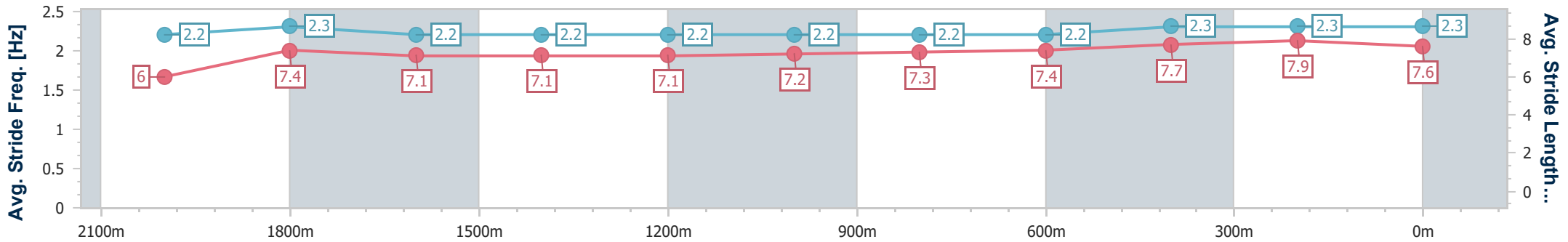
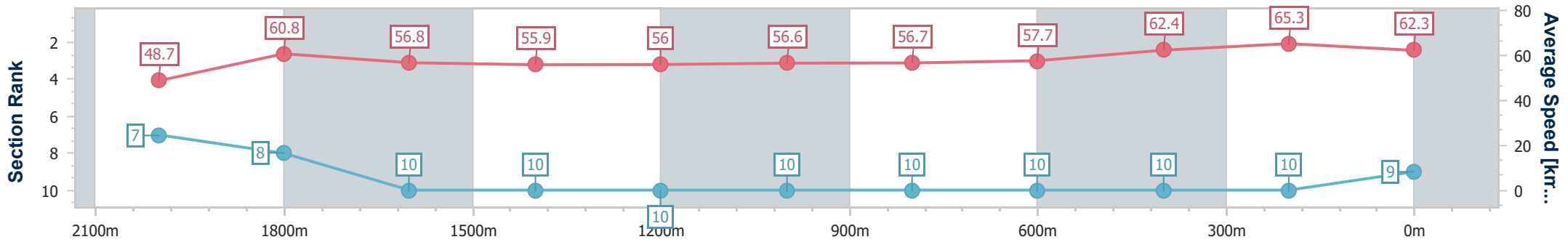
13 April 2024 - 13:04

Track Rating: Good 4, Weather: Fine, Rail Position: +3.5m Entire



BRISBANE RACING CLUB

Section	Overall	2000m	1800m	1600m	1400m	1200m	1000m	800m	600m	400m	200m
Section Times	2:16.83 [9] (0:14.76)	2:02.07 [7] (0:11.85)	1:50.22 [8] (0:12.53)	1:37.69 [10] (0:12.78)	1:24.91 [10] (0:12.80)	1:12.11 [10] (0:12.74)	0:59.37 [10] (0:12.62)	0:46.75 [10] (0:12.51)	0:34.24 [10] (0:11.63)	0:22.61 [10] (0:11.04)	0:11.57 [10] (0:11.57)
Average Speed [km/h]	48.7	60.8	56.8	55.9	56.0	56.6	56.7	57.7	62.4	65.3	62.3
Top Speed [km/h]	61.8	61.5	60.4	58.2	58.1	58.4	57.9	59.0	64.0	66.6	64.9
Avg. Dist. to Rail [m]	5.1	0.8	1.7	1.6	0.9	0.1	0.4	0.9	1.1	3.2	5.7
Avg. Stride Freq. [Hz]	2.2	2.3	2.2	2.2	2.2	2.2	2.2	2.2	2.3	2.3	2.3
Avg. Stride Length [m]	6.0	7.4	7.1	7.1	7.1	7.2	7.3	7.4	7.7	7.9	7.6



- [] Ranking at each section and finish
- .-.- No data available at this section
- NA No data available



Horse/Jockey Name	Man Of Heart
Final Rank	10
Fastest Section Time (Section)	0:11.24 (400m)
Top Speed [km/h] (Section)	65.7 (400m)
Race State	Finished



Doomben QLD Professional

Race 3: CASCADE BENCHMARK 78 Handicap - 2200m

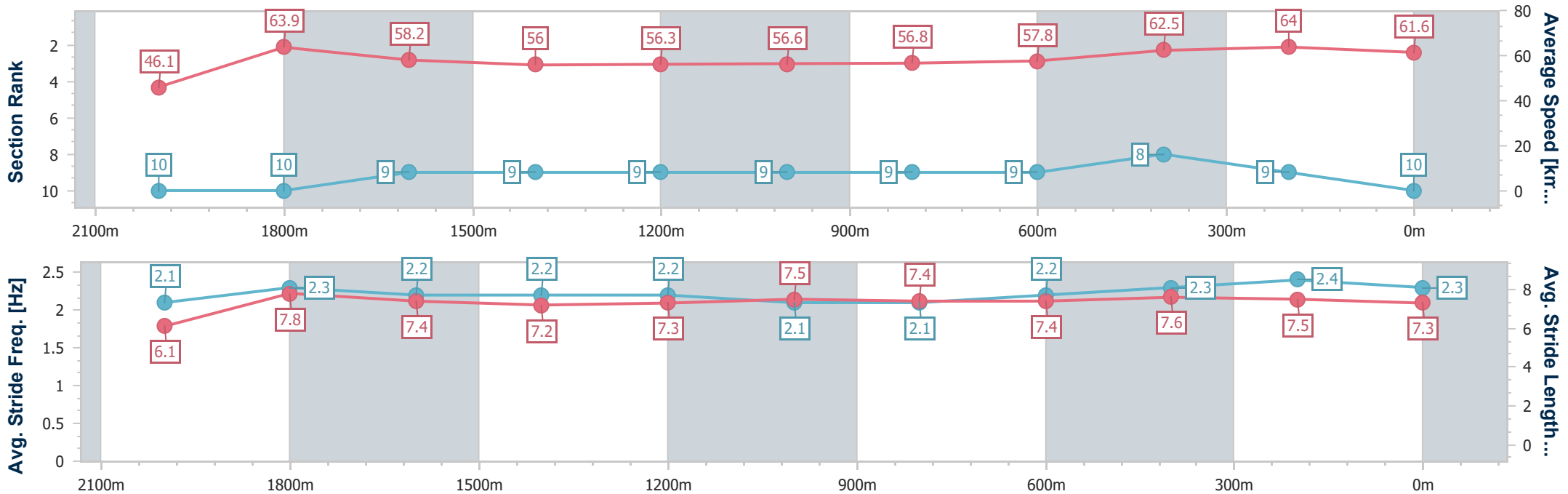
13 April 2024 - 13:04

Track Rating: Good 4, Weather: Fine, Rail Position: +3.5m Entire



BRISBANE RACING CLUB

Section	Overall	2000m	1800m	1600m	1400m	1200m	1000m	800m	600m	400m	200m
Section Times	2:16.95 [10] (0:15.59)	2:01.36 [10] (0:11.29)	1:50.07 [10] (0:12.18)	1:37.89 [9] (0:12.68)	1:25.21 [9] (0:12.71)	1:12.50 [9] (0:12.76)	0:59.74 [9] (0:12.64)	0:47.10 [9] (0:12.57)	0:34.53 [9] (0:11.55)	0:22.98 [8] (0:11.24)	0:11.74 [9] (0:11.74)
Average Speed [km/h]	46.1	63.9	58.2	56.0	56.3	56.6	56.8	57.8	62.5	64.0	61.6
Top Speed [km/h]	63.6	64.8	62.4	57.7	57.8	57.8	58.1	59.4	64.8	65.7	64.8
Avg. Dist. to Rail [m]	0.6	1.0	2.6	2.5	1.0	0.4	0.3	1.1	0.6	2.5	3.2
Avg. Stride Freq. [Hz]	2.1	2.3	2.2	2.2	2.2	2.1	2.1	2.2	2.3	2.4	2.3
Avg. Stride Length [m]	6.1	7.8	7.4	7.2	7.3	7.5	7.4	7.4	7.6	7.5	7.3



- [] Ranking at each section and finish
- .-.- No data available at this section
- NA No data available