



Doomben QLD Professional
Race 4: LADBROKES CALCUTTA ON SALE NOW OPEN QUALITY
HANDICAP - 1200m
13 April 2024 - 13:39



Track Rating: Good 4, Weather: Fine, Rail Position: +3.5m Entire

Section		Overall	1000m	800m	600m	400m	200m	Last 600m					
Field Times		1:08.96 (0:12.87)	0:56.09 (0:10.79)	0:45.30 (0:11.28)	0:34.02 (0:11.45)	0:22.57 (0:11.00)	0:11.57 (0:11.57)	0:34.02					
Rank	TAB Horse/Jockey	Barrier	Top Speed [km/h]	Fastest Section	Margin							Distance Travelled [m]	
1	2 MISHANI SNIPER Vlad Duric	2	68.9 400m	0:10.77 400m	1:08.96 [1] (0:13.45)	0:55.51 [7] (0:10.82)	0:44.69 [7] (0:11.06)	0:33.63 [7] (0:11.37)	0:22.26 [6] (0:10.77)	0:11.49 [3] (0:11.49)	1:08.96	0:33.63	
2	6 NED'S GULLY Mark Du Plessis	6	67.8 1000m	0:10.73 1000m	1:09.00 [2] (0:13.16)	0:55.84 [3] (0:10.73)	0:45.11 [3] (0:11.21)	0:33.90 [3] (0:11.53)	0:22.37 [4] (0:11.03)	0:11.34 [6] (0:11.34)	0.04L	0:33.90	-1
3	3 CHINNY BOOM Cejay Graham	3	71.5 1000m	0:10.52 1000m	1:09.06 [3] (0:13.19)	0:55.87 [4] (0:10.52)	0:45.35 [2] (0:11.35)	0:34.00 [2] (0:11.52)	0:22.48 [3] (0:10.86)	0:11.62 [2] (0:11.62)	0.06L	0:34.00	-2
4	9 NASHIRA Nikita Beriman	9	67.9 800m	0:10.89 1000m	1:09.15 [4] (0:13.33)	0:55.82 [6] (0:10.89)	0:44.93 [6] (0:11.06)	0:33.87 [6] (0:11.46)	0:22.41 [7] (0:10.90)	0:11.51 [5] (0:11.51)	0.09L	0:33.87	-6
5	4 OSAMU James Orman	4	67.9 Overall	0:10.79 1000m	1:09.22 [5] (0:12.87)	0:56.35 [1] (0:10.79)	0:45.56 [1] (0:11.28)	0:34.28 [1] (0:11.45)	0:22.83 [1] (0:11.00)	0:11.83 [1] (0:11.83)	0.07L	0:34.28	-7
6	7 CIRCULARITY Justin Huxtable	7	68.4 1000m	0:10.80 1000m	1:09.34 [6] (0:13.15)	0:56.19 [2] (0:10.80)	0:45.39 [4] (0:11.29)	0:34.10 [5] (0:11.40)	0:22.70 [5] (0:11.07)	0:11.63 [7] (0:11.63)	0.12L	0:34.10	-4
7	8 BRING ME KASH Dale Smith	8	69.0 Overall	0:10.84 1000m	1:09.34 [7] (0:13.23)	0:56.11 [5] (0:10.84)	0:45.27 [5] (0:11.16)	0:34.11 [4] (0:11.35)	0:22.76 [2] (0:11.01)	0:11.75 [4] (0:11.75)	0L	0:34.11	+1

Scratched: At Witz End (#5), Ranch Hand (#1)



Horse/Jockey Name	Mishani Sniper
Final Rank	1
Fastest Section Time (Section)	0:10.77 (400m)
Top Speed [km/h] (Section)	68.9 (400m)
Race State	Finished



Doomben QLD Professional
Race 4: LADBROKES CALCUTTA ON SALE NOW OPEN
QUALITY HANDICAP - 1200m

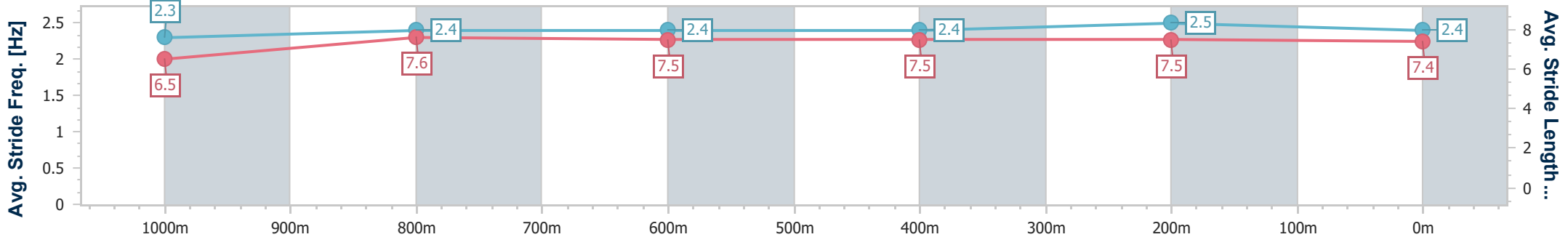
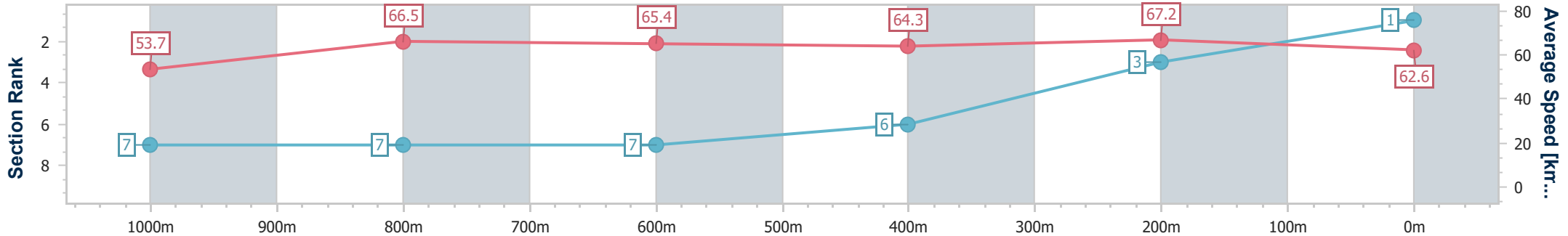
13 April 2024 - 13:39

Track Rating: Good 4, Weather: Fine, Rail Position: +3.5m Entire



BRISBANE
RACING CLUB

Section	Overall	1000m	800m	600m	400m	200m
Section Times	1:08.96 [1] (0:13.45)	0:55.51 [7] (0:10.82)	0:44.69 [7] (0:11.06)	0:33.63 [7] (0:11.37)	0:22.26 [6] (0:10.77)	0:11.49 [3] (0:11.49)
Average Speed [km/h]	53.7	66.5	65.4	64.3	67.2	62.6
Top Speed [km/h]	67.6	67.9	67.6	66.4	68.9	65.8
Avg. Dist. to Rail [m]	3.6	1.1	1.0	1.9	3.6	1.9
Avg. Stride Freq. [Hz]	2.3	2.4	2.4	2.4	2.5	2.4
Avg. Stride Length [m]	6.5	7.6	7.5	7.5	7.5	7.4



- [] Ranking at each section and finish
- .-.- No data available at this section
- NA No data available



Horse/Jockey Name	Ned's Gully
Final Rank	2
Fastest Section Time (Section)	0:10.73 (1000m)
Top Speed [km/h] (Section)	67.8 (1000m)
Race State	Finished



Doomben QLD Professional
Race 4: LADBROKES CALCUTTA ON SALE NOW OPEN
QUALITY HANDICAP - 1200m

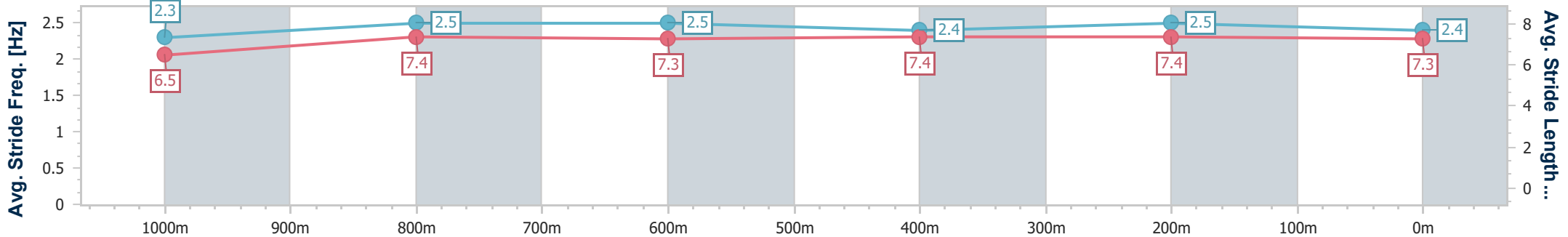
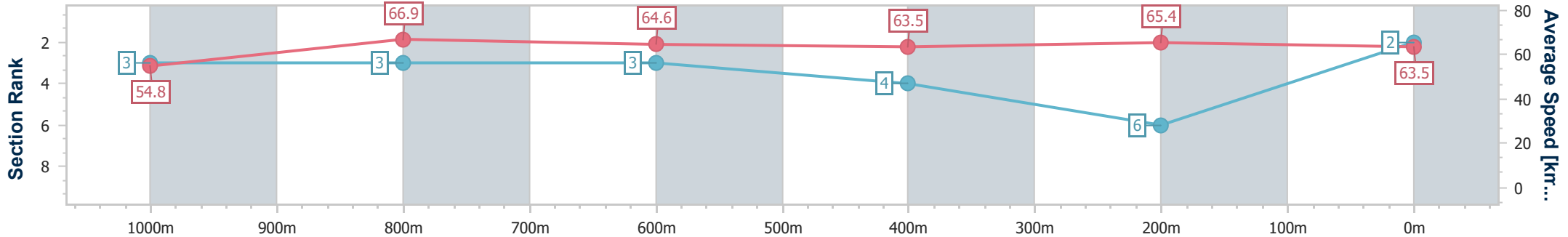
13 April 2024 - 13:39

Track Rating: Good 4, Weather: Fine, Rail Position: +3.5m Entire



BRISBANE
RACING CLUB

Section	Overall	1000m	800m	600m	400m	200m
Section Times	1:09.00 [2] (0:13.16)	0:55.84 [3] (0:10.73)	0:45.11 [3] (0:11.21)	0:33.90 [3] (0:11.53)	0:22.37 [4] (0:11.03)	0:11.34 [6] (0:11.34)
Average Speed [km/h]	54.8	66.9	64.6	63.5	65.4	63.5
Top Speed [km/h]	66.6	67.8	66.5	64.7	66.5	66.1
Avg. Dist. to Rail [m]	1.1	1.3	1.8	2.2	1.7	1.1
Avg. Stride Freq. [Hz]	2.3	2.5	2.5	2.4	2.5	2.4
Avg. Stride Length [m]	6.5	7.4	7.3	7.4	7.4	7.3



- [] Ranking at each section and finish
- .-.- No data available at this section
- NA No data available



Horse/Jockey Name	Chinny Boom
Final Rank	3
Fastest Section Time (Section)	0:10.52 (1000m)
Top Speed [km/h] (Section)	71.5 (1000m)
Race State	Finished



Doomben QLD Professional
 Race 4: LADBROKES CALCUTTA ON SALE NOW OPEN
 QUALITY HANDICAP - 1200m

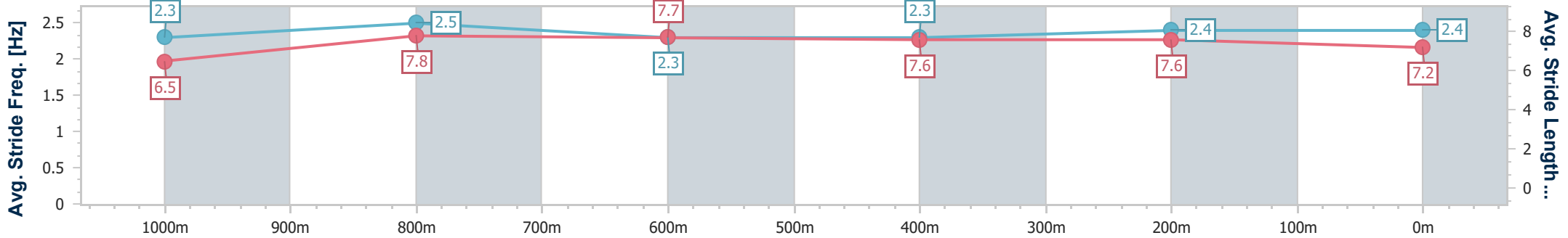
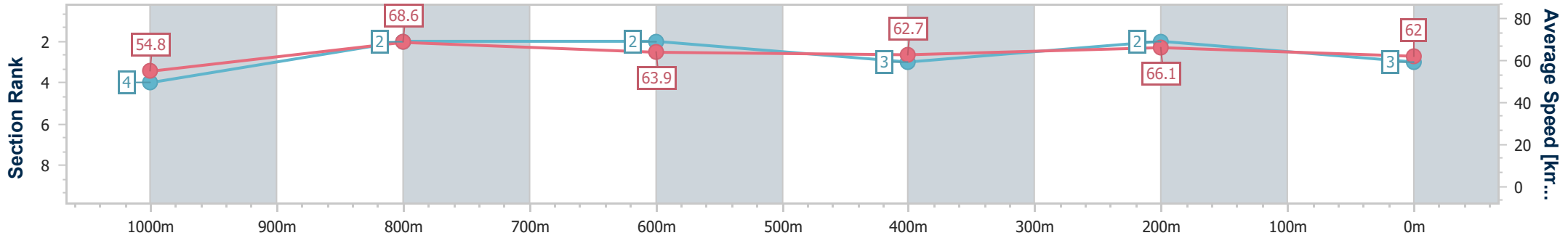
13 April 2024 - 13:39

Track Rating: Good 4, Weather: Fine, Rail Position: +3.5m Entire



BRISBANE
 RACING CLUB

Section	Overall	1000m	800m	600m	400m	200m
Section Times	1:09.06 [3] (0:13.19)	0:55.87 [4] (0:10.52)	0:45.35 [2] (0:11.35)	0:34.00 [2] (0:11.52)	0:22.48 [3] (0:10.86)	0:11.62 [2] (0:11.62)
Average Speed [km/h]	54.8	68.6	63.9	62.7	66.1	62.0
Top Speed [km/h]	70.1	71.5	65.9	64.5	67.6	65.7
Avg. Dist. to Rail [m]	5.0	1.8	1.4	1.2	1.2	0.5
Avg. Stride Freq. [Hz]	2.3	2.5	2.3	2.3	2.4	2.4
Avg. Stride Length [m]	6.5	7.8	7.7	7.6	7.6	7.2



- [] Ranking at each section and finish
- .-.- No data available at this section
- NA No data available



Horse/Jockey Name	Nashira
Final Rank	4
Fastest Section Time (Section)	0:10.89 (1000m)
Top Speed [km/h] (Section)	67.9 (800m)
Race State	Finished



Doomben QLD Professional
Race 4: LADBROKES CALCUTTA ON SALE NOW OPEN
QUALITY HANDICAP - 1200m

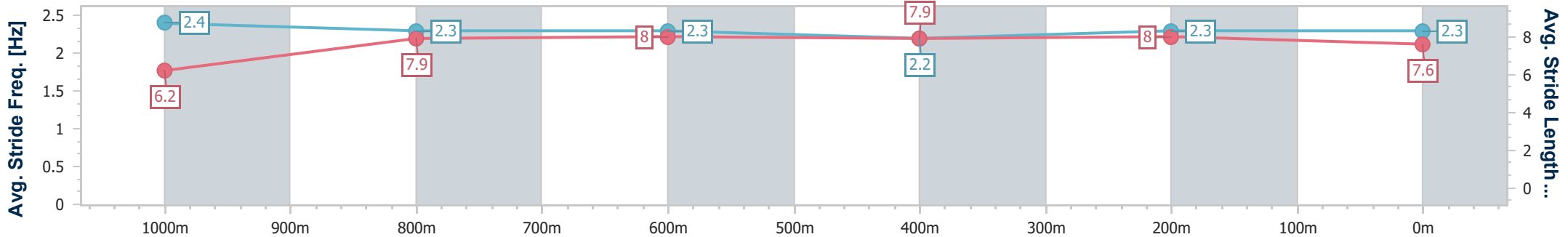
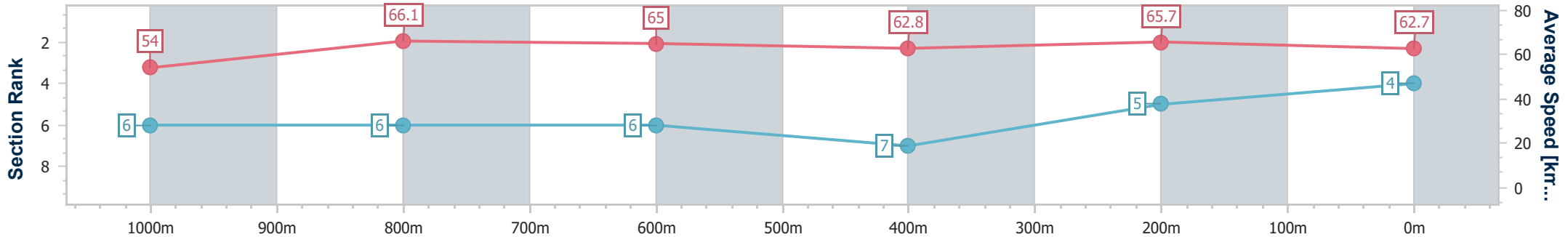
13 April 2024 - 13:39

Track Rating: Good 4, Weather: Fine, Rail Position: +3.5m Entire



BRISBANE
RACING CLUB

Section	Overall	1000m	800m	600m	400m	200m
Section Times	1:09.15 [4] (0:13.33)	0:55.82 [6] (0:10.89)	0:44.93 [6] (0:11.06)	0:33.87 [6] (0:11.46)	0:22.41 [7] (0:10.90)	0:11.51 [5] (0:11.51)
Average Speed [km/h]	54.0	66.1	65.0	62.8	65.7	62.7
Top Speed [km/h]	67.4	67.8	67.9	63.7	66.8	65.5
Avg. Dist. to Rail [m]	0.7	0.5	0.4	0.4	1.9	0.9
Avg. Stride Freq. [Hz]	2.4	2.3	2.3	2.2	2.3	2.3
Avg. Stride Length [m]	6.2	7.9	8.0	7.9	8.0	7.6



- [] Ranking at each section and finish
- .-.- No data available at this section
- NA No data available



Horse/Jockey Name	Osamu
Final Rank	5
Fastest Section Time (Section)	0:10.79 (1000m)
Top Speed [km/h] (Section)	67.9 (Overall)
Race State	Finished



Doomben QLD Professional
Race 4: LADBROKES CALCUTTA ON SALE NOW OPEN
QUALITY HANDICAP - 1200m

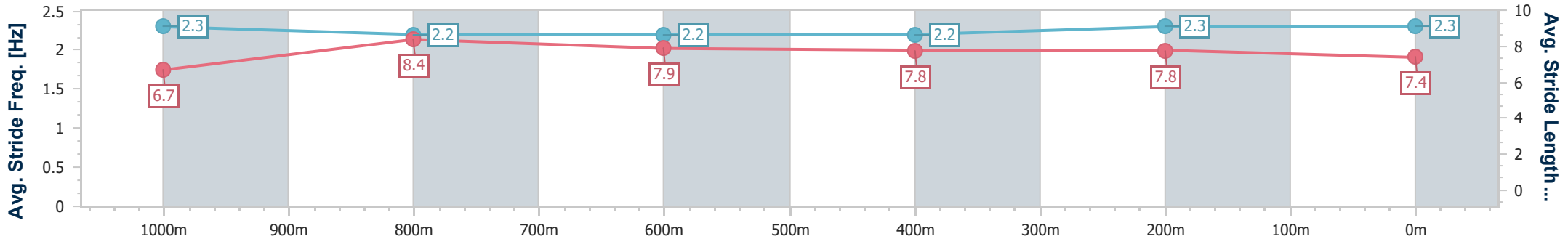
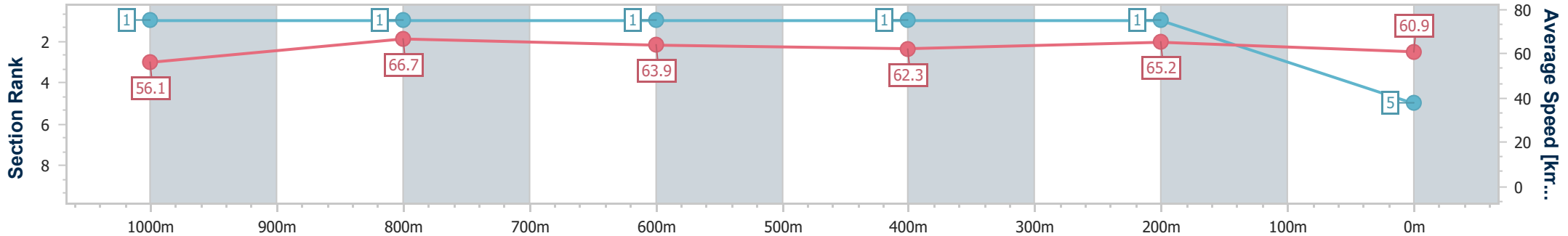
13 April 2024 - 13:39

Track Rating: Good 4, Weather: Fine, Rail Position: +3.5m Entire



BRISBANE
RACING CLUB

Section	Overall	1000m	800m	600m	400m	200m
Section Times	1:09.22 [5] (0:12.87)	0:56.35 [1] (0:10.79)	0:45.56 [1] (0:11.28)	0:34.28 [1] (0:11.45)	0:22.83 [1] (0:11.00)	0:11.83 [1] (0:11.83)
Average Speed [km/h]	56.1	66.7	63.9	62.3	65.2	60.9
Top Speed [km/h]	67.9	67.8	67.4	63.5	66.7	65.7
Avg. Dist. to Rail [m]	2.1	0.4	0.4	1.1	2.5	1.8
Avg. Stride Freq. [Hz]	2.3	2.2	2.2	2.2	2.3	2.3
Avg. Stride Length [m]	6.7	8.4	7.9	7.8	7.8	7.4



- [] Ranking at each section and finish
- .-.- No data available at this section
- NA No data available



Horse/Jockey Name	Circularity
Final Rank	6
Fastest Section Time (Section)	0:10.80 (1000m)
Top Speed [km/h] (Section)	68.4 (1000m)
Race State	Finished



Doomben QLD Professional
Race 4: LADBROKES CALCUTTA ON SALE NOW OPEN
QUALITY HANDICAP - 1200m

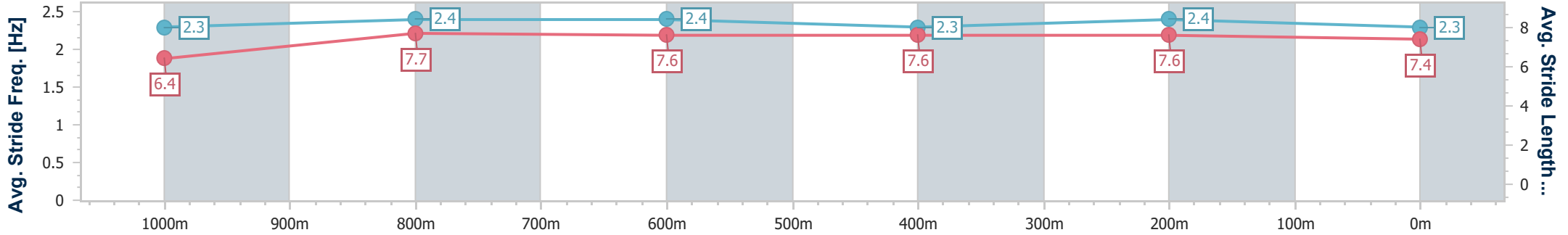
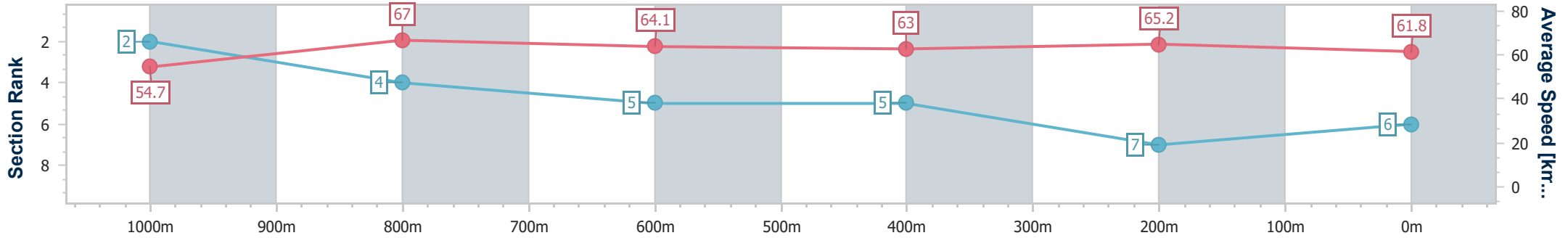
13 April 2024 - 13:39

Track Rating: Good 4, Weather: Fine, Rail Position: +3.5m Entire



BRISBANE
RACING CLUB

Section	Overall	1000m	800m	600m	400m	200m
Section Times	1:09.34 [6] (0:13.15)	0:56.19 [2] (0:10.80)	0:45.39 [4] (0:11.29)	0:34.10 [5] (0:11.40)	0:22.70 [5] (0:11.07)	0:11.63 [7] (0:11.63)
Average Speed [km/h]	54.7	67.0	64.1	63.0	65.2	61.8
Top Speed [km/h]	67.0	68.4	66.2	63.8	66.0	65.3
Avg. Dist. to Rail [m]	3.0	1.2	1.1	0.3	0.6	2.2
Avg. Stride Freq. [Hz]	2.3	2.4	2.4	2.3	2.4	2.3
Avg. Stride Length [m]	6.4	7.7	7.6	7.6	7.6	7.4



- [] Ranking at each section and finish
- .-.- No data available at this section
- NA No data available



Horse/Jockey Name	Bring Me Kash
Final Rank	7
Fastest Section Time (Section)	0:10.84 (1000m)
Top Speed [km/h] (Section)	69.0 (Overall)
Race State	Finished



Doomben QLD Professional
 Race 4: LADBROKES CALCUTTA ON SALE NOW OPEN
 QUALITY HANDICAP - 1200m

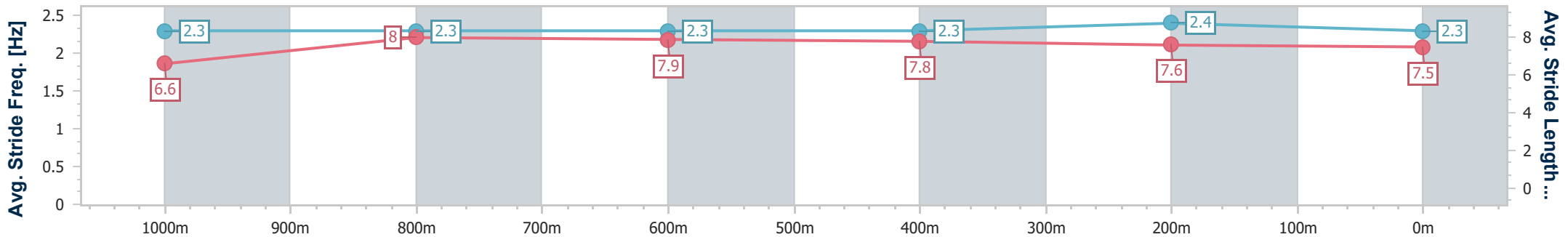
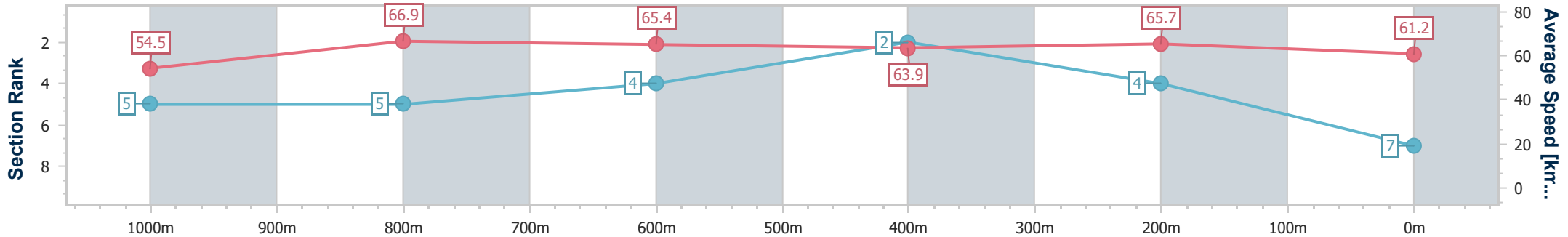
13 April 2024 - 13:39

Track Rating: Good 4, Weather: Fine, Rail Position: +3.5m Entire



BRISBANE
 RACING CLUB

Section	Overall	1000m	800m	600m	400m	200m
Section Times	1:09.34 [7] (0:13.23)	0:56.11 [5] (0:10.84)	0:45.27 [5] (0:11.16)	0:34.11 [4] (0:11.35)	0:22.76 [2] (0:11.01)	0:11.75 [4] (0:11.75)
Average Speed [km/h]	54.5	66.9	65.4	63.9	65.7	61.2
Top Speed [km/h]	69.0	68.7	66.8	64.8	67.3	65.0
Avg. Dist. to Rail [m]	3.8	1.6	2.4	1.8	1.3	1.6
Avg. Stride Freq. [Hz]	2.3	2.3	2.3	2.3	2.4	2.3
Avg. Stride Length [m]	6.6	8.0	7.9	7.8	7.6	7.5



- [] Ranking at each section and finish
- .-.- No data available at this section
- NA No data available