



Doomben QLD Professional

Race 8: LADBROKES BET TICKER OPEN QUALITY HANDICAP - 1350m

13 April 2024 - 16:08



BRISBANE
RACING CLUB

Track Rating: Good 4, Weather: Fine, Rail Position: +3.5m Entire

Section							Overall	1200m	1000m	800m	600m	400m	Last 600m
Field Times							1:18.94 (0:11.13)	1:07.81 (0:11.11)	0:56.70 (0:11.47)	0:45.23 (0:11.80)	0:33.43 (0:10.97)	0:22.46 (0:10.89)	0:33.43
Rank	TAB	Horse/Jockey	Barrier	Top Speed [km/h]	Fastest Section								Distance Travelled [m]
1	7	ARENTEE Vlad Duric	7	66.8 400m	0:10.89 400m	1:18.94 [1] (0:11.26)	1:07.68 [5] (0:10.98)	0:56.70 [1] (0:11.47)	0:45.23 [1] (0:11.80)	0:33.43 [1] (0:10.97)	0:22.46 [1] (0:10.89)	0:33.43	
2	10	AT WITZ END Samantha Collett	10	67.7 400m	0:10.80 400m	1:19.13 [2] (0:11.13)	1:08.00 [1] (0:11.17)	0:56.83 [2] (0:11.63)	0:45.20 [2] (0:11.76)	0:33.44 [2] (0:11.07)	0:22.37 [2] (0:10.80)	0:33.44	+2
3	6	RANCH HAND Ryan Maloney	6	67.7 400m	0:10.79 400m	1:19.37 [3] (0:11.26)	1:08.11 [4] (0:11.32)	0:56.79 [5] (0:11.56)	0:45.23 [6] (0:11.86)	0:33.37 [6] (0:11.18)	0:22.19 [5] (0:10.79)	0:33.37	+1
4	1	OSCAR ZULU Jim Byrne	1	67.6 400m	0:10.84 400m	1:19.39 [4] (0:11.20)	1:08.19 [2] (0:11.38)	0:56.81 [4] (0:11.50)	0:45.31 [4] (0:11.79)	0:33.52 [4] (0:11.03)	0:22.49 [3] (0:10.84)	0:33.52	+4
5	9	LINTHORPE LAD Damien Thornton	9	68.5 400m	0:10.74 400m	1:19.53 [5] (0:11.45)	1:08.08 [7] (0:11.35)	0:56.73 [7] (0:11.59)	0:45.14 [7] (0:11.79)	0:33.35 [7] (0:11.19)	0:22.16 [7] (0:10.74)	0:33.35	+9
6	3	SHIBLI Mark Du Plessis	3	69.6 400m	0:10.50 400m	1:19.53 [6] (0:11.87)	1:07.66 [11] (0:11.47)	0:56.19 [11] (0:11.54)	0:44.65 [11] (0:11.76)	0:32.89 [11] (0:11.09)	0:21.80 [11] (0:10.50)	0:32.89	+8
7	4	DUNE FORTY FIVE Michael Rodd	4	68.0 400m	0:10.78 400m	1:19.54 [7] (0:11.56)	1:07.98 [9] (0:11.51)	0:56.47 [9] (0:11.56)	0:44.91 [9] (0:11.78)	0:33.13 [9] (0:11.12)	0:22.01 [9] (0:10.78)	0:33.13	+9
8	2	LONDON BANKER James Orman	2	67.8 400m	0:10.77 400m	1:19.59 [8] (0:11.54)	1:08.05 [8] (0:11.40)	0:56.65 [8] (0:11.58)	0:45.07 [8] (0:11.89)	0:33.18 [8] (0:11.12)	0:22.06 [8] (0:10.77)	0:33.18	+1
9	12	OCEAN TREATY Cejay Graham	12	66.7 400m	0:10.92 400m	1:19.65 [9] (0:11.34)	1:08.31 [6] (0:11.31)	0:57.00 [6] (0:11.47)	0:45.53 [5] (0:11.77)	0:33.76 [5] (0:11.34)	0:22.42 [6] (0:10.92)	0:33.76	+7
10	13	BAANONE Angela Jones	13	67.9 400m	0:10.80 400m	1:19.81 [10] (0:11.75)	1:08.06 [10] (0:11.52)	0:56.54 [10] (0:11.51)	0:45.03 [10] (0:11.84)	0:33.19 [10] (0:11.00)	0:22.19 [10] (0:10.80)	0:33.19	+0

Scratched: Ned's Gully (#11), Never No More (#5)

Report Created: Sat 13 April 2024 16:33 GMT+10 (Note: Timing is based on position data)

Page 1/15

[] Ranking at each section and finish
 -:-:- No data available at this section
 NA No data available

SCN Saddle cloth number
 DNF Did not finish
 DNT Did not track

data processed by TRIPLESDATA



Doomben QLD Professional

Race 8: LADBROKES BET TICKER OPEN QUALITY HANDICAP - 1350m

13 April 2024 - 16:08



BRISBANE
RACING CLUB

Track Rating: Good 4, Weather: Fine, Rail Position: +3.5m Entire

Section	Overall	1200m	1000m	800m	600m	400m	Last 600m
Field Times	1:18.94 (0:11.13)	1:07.81 (0:11.11)	0:56.70 (0:11.47)	0:45.23 (0:11.80)	0:33.43 (0:10.97)	0:22.46 (0:10.89)	0:33.43

Rank	TAB	Horse/Jockey	Barrier	Top Speed [km/h]	Fastest Section	Overall	1200m	1000m	800m	600m	400m	Last 600m	Distance Travelled [m]
11	8	TIDAL CREEK	8	67.4	0:11.00	1:19.95 [11]	1:08.73 [3]	0:57.58 [3]	0:46.02 [3]	0:34.19 [3]	0:22.80 [4]	0:34.19	+9
		Bailey Wheeler		400m	400m	(0:11.22)	(0:11.15)	(0:11.56)	(0:11.83)	(0:11.39)	(0:11.00)		

Scratched: Ned's Gully (#11), Never No More (#5)

[] Ranking at each section and finish
 -:-:- No data available at this section
 NA No data available

SCN Saddle cloth number
 DNF Did not finish
 DNT Did not track



Doomben QLD Professional

Race 8: LADBROKES BET TICKER OPEN QUALITY HANDICAP - 1350m

13 April 2024 - 16:08



BRISBANE
RACING CLUB

Track Rating: Good 4, Weather: Fine, Rail Position: +3.5m Entire

Section	200m						Last 600m		
Field Times	0:11.57 (0:11.57)						0:33.43		
Rank	TAB	Horse/Jockey	Barrier	Top Speed [km/h]	Fastest Section	Margin		Distance Travelled [m]	
1	7	ARENTEE Vlad Duric	7	66.8 400m	0:10.89 400m	0:11.57 [1] (0:11.57)	1:18.94	0:33.43	
2	10	AT WITZ END Samantha Collett	10	67.7 400m	0:10.80 400m	0:11.57 [2] (0:11.57)	0.19L	0:33.44	+2
3	6	RANCH HAND Ryan Maloney	6	67.7 400m	0:10.79 400m	0:11.40 [4] (0:11.40)	0.24L	0:33.37	+1
4	1	OSCAR ZULU Jim Byrne	1	67.6 400m	0:10.84 400m	0:11.65 [3] (0:11.65)	0.02L	0:33.52	+4
5	9	LINTHORPE LAD Damien Thornton	9	68.5 400m	0:10.74 400m	0:11.42 [5] (0:11.42)	0.14L	0:33.35	+9
6	3	SHIBLI Mark Du Plessis	3	69.6 400m	0:10.50 400m	0:11.30 [8] (0:11.30)	0L	0:32.89	+8
7	4	DUNE FORTY FIVE Michael Rodd	4	68.0 400m	0:10.78 400m	0:11.23 [10] (0:11.23)	0.01L	0:33.13	+9
8	2	LONDON BANKER James Orman	2	67.8 400m	0:10.77 400m	0:11.29 [9] (0:11.29)	0.05L	0:33.18	+1
9	12	OCEAN TREATY Cejay Graham	12	66.7 400m	0:10.92 400m	0:11.50 [7] (0:11.50)	0.06L	0:33.76	+7
10	13	BAANONE Angela Jones	13	67.9 400m	0:10.80 400m	0:11.39 [11] (0:11.39)	0.16L	0:33.19	+0

Scratched: Ned's Gully (#11), Never No More (#5)

Report Created: Sat 13 April 2024 16:33 GMT+10 (Note: Timing is based on position data)

Page 3/15

[] Ranking at each section and finish
 -:-:- No data available at this section
 NA No data available

SCN Saddle cloth number
 DNF Did not finish
 DNT Did not track

data processed by  TRIPLESDATA



Doomben QLD Professional

Race 8: LADBROKES BET TICKER OPEN QUALITY HANDICAP - 1350m

13 April 2024 - 16:08



BRISBANE
RACING CLUB

Track Rating: Good 4, Weather: Fine, Rail Position: +3.5m Entire

Section		200m		Last 600m		
Field Times		0:11.57 (0:11.57)		0:33.43		
Rank	TAB Horse/Jockey	Barrier	Top Speed [km/h]	Fastest Section	Margin	Distance Travelled [m]
11	8 TIDAL CREEK	8	67.4	0:11.00	0:11.80 [6]	0.14L
	Bailey Wheeler		400m	400m	(0:11.80)	
						0:34.19 +9

Scratched: Ned's Gully (#11), Never No More (#5)

[] Ranking at each section and finish
 -:-:- No data available at this section
 NA No data available

SCN Saddle cloth number
 DNF Did not finish
 DNT Did not track



Horse/Jockey Name	Arentee
Final Rank	1
Fastest Section Time (Section)	0:10.89 (400m)
Top Speed [km/h] (Section)	66.8 (400m)
Race State	Finished



Doomben QLD Professional
Race 8: LADBROKES BET TICKER OPEN QUALITY HANDICAP
 - 1350m

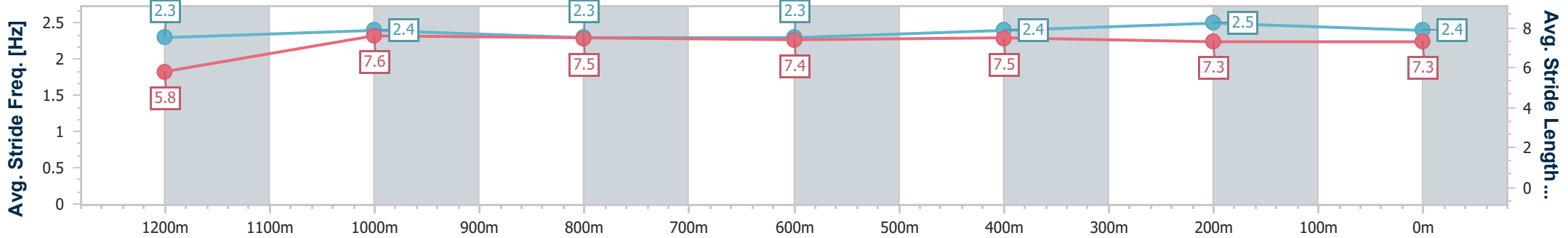
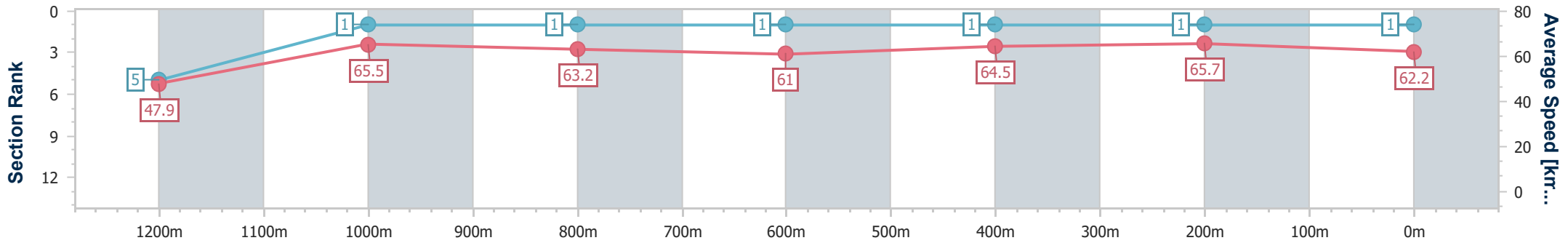


13 April 2024 - 16:08

BRISBANE
RACING CLUB

Track Rating: Good 4, Weather: Fine, Rail Position: +3.5m Entire

Section	Overall	1200m	1000m	800m	600m	400m	200m
Section Times	1:18.94 [1] (0:11.26)	1:07.68 [5] (0:10.98)	0:56.70 [1] (0:11.47)	0:45.23 [1] (0:11.80)	0:33.43 [1] (0:10.97)	0:22.46 [1] (0:10.89)	0:11.57 [1] (0:11.57)
Average Speed [km/h]	47.9	65.5	63.2	61.0	64.5	65.7	62.2
Top Speed [km/h]	64.4	66.4	65.7	62.8	65.9	66.8	65.6
Avg. Dist. to Rail [m]	11.2	5.3	2.2	0.7	2.7	2.2	2.6
Avg. Stride Freq. [Hz]	2.3	2.4	2.3	2.3	2.4	2.5	2.4
Avg. Stride Length [m]	5.8	7.6	7.5	7.4	7.5	7.3	7.3



- [] Ranking at each section and finish
- .-.- No data available at this section
- NA No data available



Horse/Jockey Name	At Witz End
Final Rank	2
Fastest Section Time (Section)	0:10.80 (400m)
Top Speed [km/h] (Section)	67.7 (400m)
Race State	Finished



Doomben QLD Professional
Race 8: LADBROKES BET TICKER OPEN QUALITY HANDICAP
 - 1350m

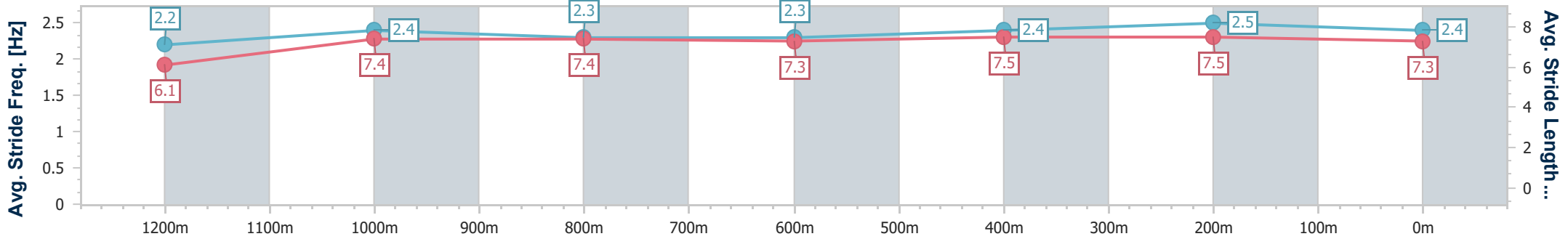
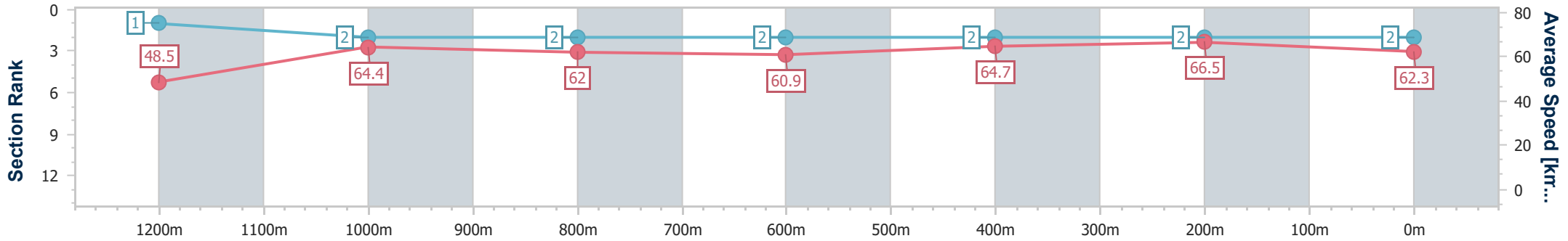


13 April 2024 - 16:08

BRISBANE
RACING CLUB

Track Rating: Good 4, Weather: Fine, Rail Position: +3.5m Entire

Section	Overall	1200m	1000m	800m	600m	400m	200m
Section Times	1:19.13 [2] (0:11.13)	1:08.00 [1] (0:11.17)	0:56.83 [2] (0:11.63)	0:45.20 [2] (0:11.76)	0:33.44 [2] (0:11.07)	0:22.37 [2] (0:10.80)	0:11.57 [2] (0:11.57)
Average Speed [km/h]	48.5	64.4	62.0	60.9	64.7	66.5	62.3
Top Speed [km/h]	64.6	66.0	65.1	64.8	67.0	67.7	65.3
Avg. Dist. to Rail [m]	6.0	1.2	0.2	0.9	0.7	1.7	3.1
Avg. Stride Freq. [Hz]	2.2	2.4	2.3	2.3	2.4	2.5	2.4
Avg. Stride Length [m]	6.1	7.4	7.4	7.3	7.5	7.5	7.3



- [] Ranking at each section and finish
- .-.- No data available at this section
- NA No data available



Horse/Jockey Name	Ranch Hand
Final Rank	3
Fastest Section Time (Section)	0:10.79 (400m)
Top Speed [km/h] (Section)	67.7 (400m)
Race State	Finished



Doomben QLD Professional
Race 8: LADBROKES BET TICKER OPEN QUALITY HANDICAP
- 1350m

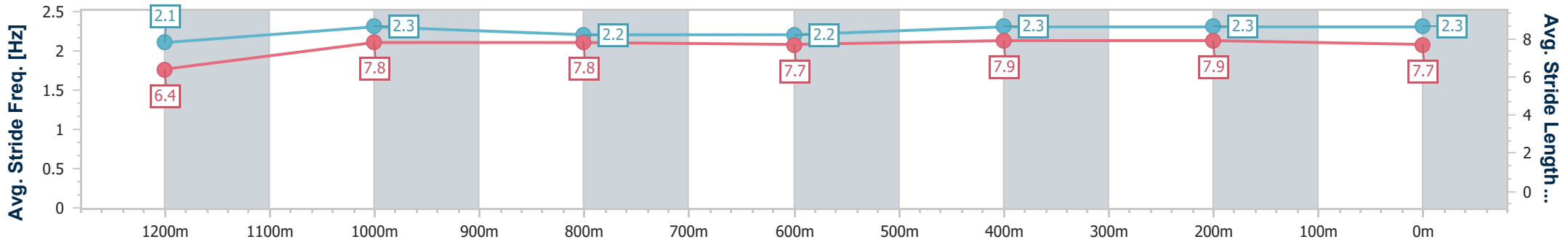
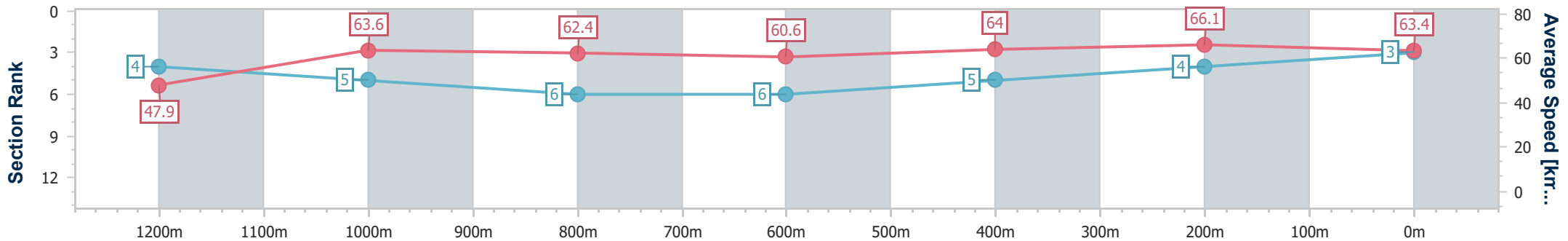


13 April 2024 - 16:08

BRISBANE
RACING CLUB

Track Rating: Good 4, Weather: Fine, Rail Position: +3.5m Entire

Section	Overall	1200m	1000m	800m	600m	400m	200m
Section Times	1:19.37 [3] (0:11.26)	1:08.11 [4] (0:11.32)	0:56.79 [5] (0:11.56)	0:45.23 [6] (0:11.86)	0:33.37 [6] (0:11.18)	0:22.19 [5] (0:10.79)	0:11.40 [4] (0:11.40)
Average Speed [km/h]	47.9	63.6	62.4	60.6	64.0	66.1	63.4
Top Speed [km/h]	62.3	64.1	63.8	63.7	65.4	67.7	65.6
Avg. Dist. to Rail [m]	1.1	0.3	0.3	1.1	1.3	1.1	1.3
Avg. Stride Freq. [Hz]	2.1	2.3	2.2	2.2	2.3	2.3	2.3
Avg. Stride Length [m]	6.4	7.8	7.8	7.7	7.9	7.9	7.7



- [] Ranking at each section and finish
- .-.- No data available at this section
- NA No data available



Horse/Jockey Name	Oscar Zulu
Final Rank	4
Fastest Section Time (Section)	0:10.84 (400m)
Top Speed [km/h] (Section)	67.6 (400m)
Race State	Finished



Doomben QLD Professional
Race 8: LADBROKES BET TICKER OPEN QUALITY HANDICAP
 - 1350m

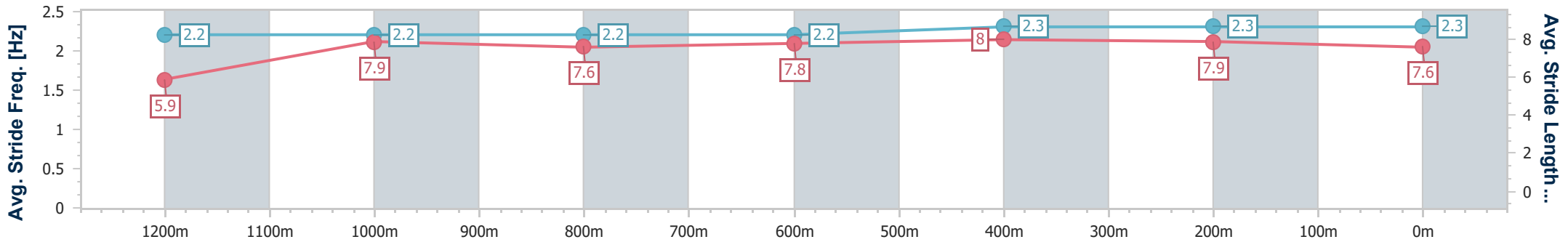
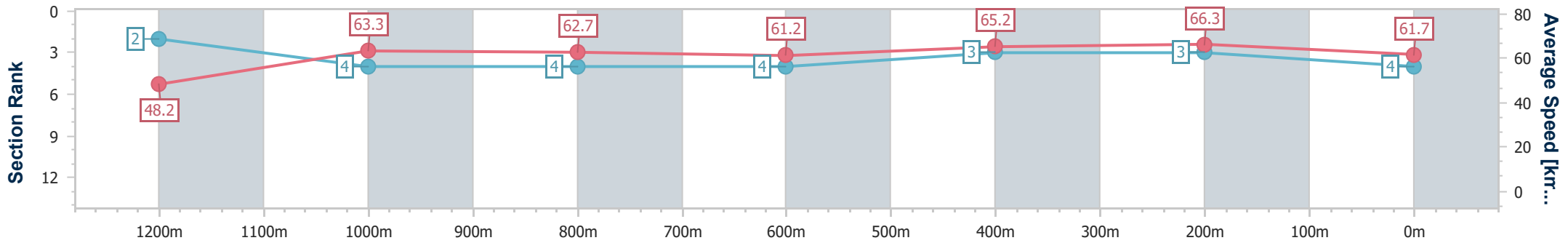


13 April 2024 - 16:08

BRISBANE
RACING CLUB

Track Rating: Good 4, Weather: Fine, Rail Position: +3.5m Entire

Section	Overall	1200m	1000m	800m	600m	400m	200m
Section Times	1:19.39 [4] (0:11.20)	1:08.19 [2] (0:11.38)	0:56.81 [4] (0:11.50)	0:45.31 [4] (0:11.79)	0:33.52 [4] (0:11.03)	0:22.49 [3] (0:10.84)	0:11.65 [3] (0:11.65)
Average Speed [km/h]	48.2	63.3	62.7	61.2	65.2	66.3	61.7
Top Speed [km/h]	61.2	64.3	65.5	64.5	66.0	67.6	65.5
Avg. Dist. to Rail [m]	2.6	1.2	1.3	0.5	0.6	1.7	3.0
Avg. Stride Freq. [Hz]	2.2	2.2	2.2	2.2	2.3	2.3	2.3
Avg. Stride Length [m]	5.9	7.9	7.6	7.8	8.0	7.9	7.6



- [] Ranking at each section and finish
- .-.- No data available at this section
- NA No data available



Horse/Jockey Name	Linthorpe Lad
Final Rank	5
Fastest Section Time (Section)	0:10.74 (400m)
Top Speed [km/h] (Section)	68.5 (400m)
Race State	Finished



Doomben QLD Professional
Race 8: LADBROKES BET TICKER OPEN QUALITY HANDICAP
 - 1350m

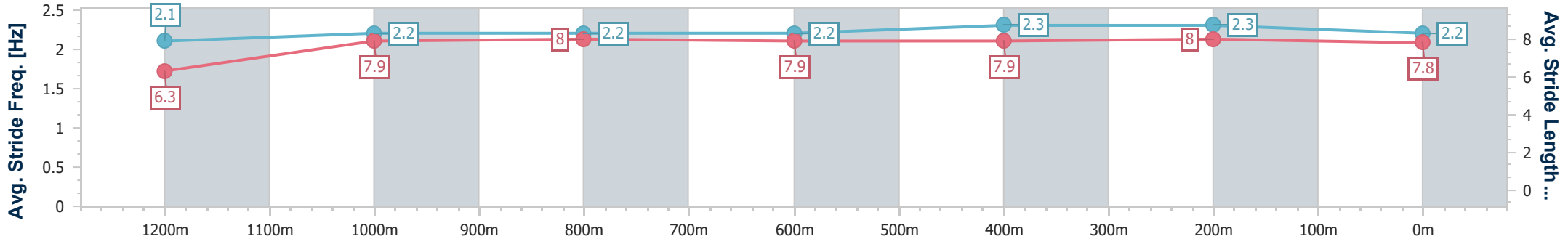
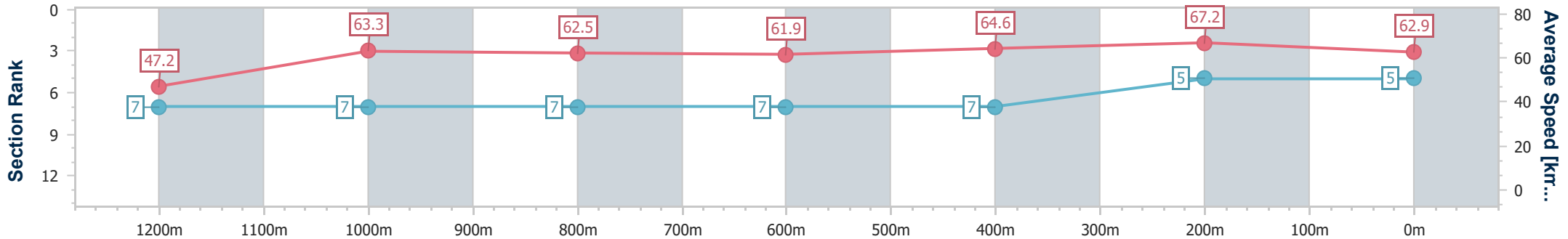


13 April 2024 - 16:08

BRISBANE
RACING CLUB

Track Rating: Good 4, Weather: Fine, Rail Position: +3.5m Entire

Section	Overall	1200m	1000m	800m	600m	400m	200m
Section Times	1:19.53 [5] (0:11.45)	1:08.08 [7] (0:11.35)	0:56.73 [7] (0:11.59)	0:45.14 [7] (0:11.79)	0:33.35 [7] (0:11.19)	0:22.16 [7] (0:10.74)	0:11.42 [5] (0:11.42)
Average Speed [km/h]	47.2	63.3	62.5	61.9	64.6	67.2	62.9
Top Speed [km/h]	61.9	64.7	63.3	63.8	65.6	68.5	66.0
Avg. Dist. to Rail [m]	2.0	1.9	2.1	2.2	0.7	3.6	7.0
Avg. Stride Freq. [Hz]	2.1	2.2	2.2	2.2	2.3	2.3	2.2
Avg. Stride Length [m]	6.3	7.9	8.0	7.9	7.9	8.0	7.8



- [] Ranking at each section and finish
- .-.- No data available at this section
- NA No data available



Horse/Jockey Name	Shibli
Final Rank	6
Fastest Section Time (Section)	0:10.50 (400m)
Top Speed [km/h] (Section)	69.6 (400m)
Race State	Finished



Doomben QLD Professional
Race 8: LADBROKES BET TICKER OPEN QUALITY HANDICAP
- 1350m

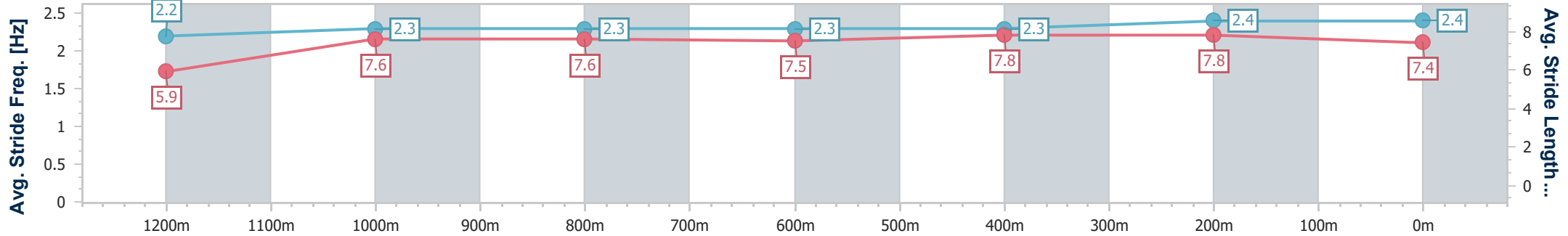
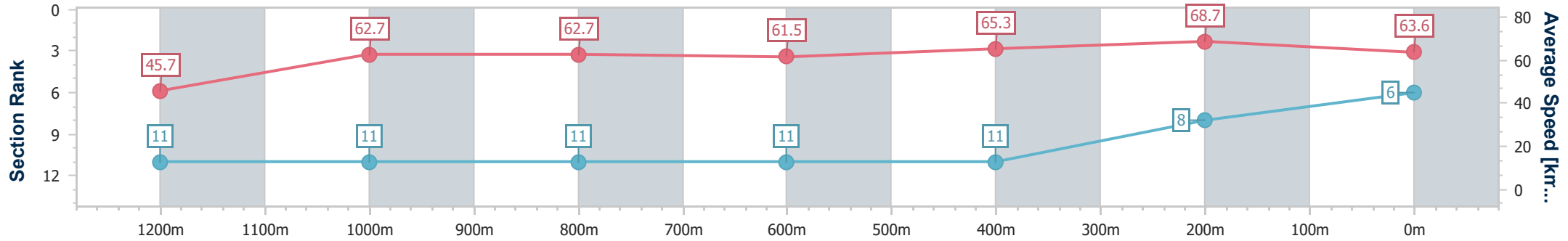


13 April 2024 - 16:08

BRISBANE
RACING CLUB

Track Rating: Good 4, Weather: Fine, Rail Position: +3.5m Entire

Section	Overall	1200m	1000m	800m	600m	400m	200m
Section Times	1:19.53 [6] (0:11.87)	1:07.66 [11] (0:11.47)	0:56.19 [11] (0:11.54)	0:44.65 [11] (0:11.76)	0:32.89 [11] (0:11.09)	0:21.80 [11] (0:10.50)	0:11.30 [8] (0:11.30)
Average Speed [km/h]	45.7	62.7	62.7	61.5	65.3	68.7	63.6
Top Speed [km/h]	61.6	64.4	64.3	64.0	67.2	69.6	66.3
Avg. Dist. to Rail [m]	7.7	1.3	1.2	1.3	0.8	0.7	0.5
Avg. Stride Freq. [Hz]	2.2	2.3	2.3	2.3	2.3	2.4	2.4
Avg. Stride Length [m]	5.9	7.6	7.6	7.5	7.8	7.8	7.4



- [] Ranking at each section and finish
- .-.- No data available at this section
- NA No data available



Horse/Jockey Name	Dune Forty Five
Final Rank	7
Fastest Section Time (Section)	0:10.78 (400m)
Top Speed [km/h] (Section)	68.0 (400m)
Race State	Finished



Doomben QLD Professional
Race 8: LADBROKES BET TICKER OPEN QUALITY HANDICAP
 - 1350m

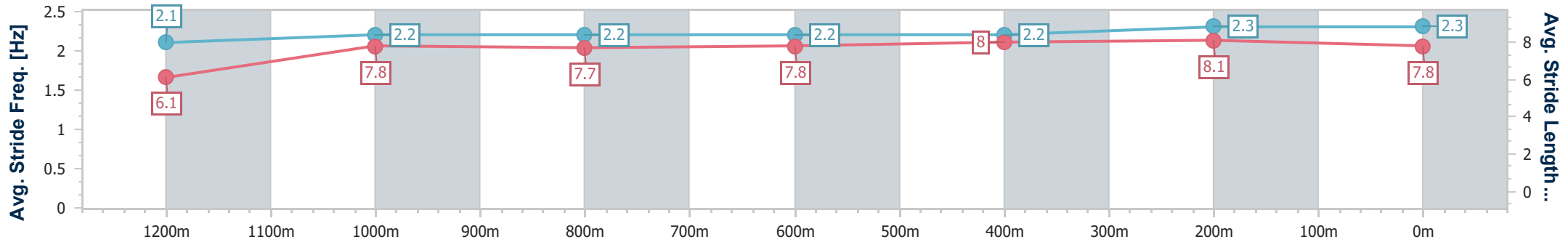
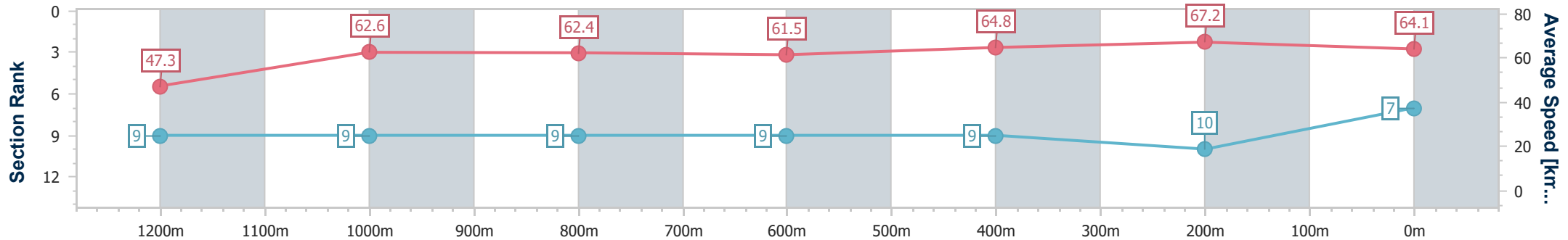


13 April 2024 - 16:08

BRISBANE
RACING CLUB

Track Rating: Good 4, Weather: Fine, Rail Position: +3.5m Entire

Section	Overall	1200m	1000m	800m	600m	400m	200m
Section Times	1:19.54 [7] (0:11.56)	1:07.98 [9] (0:11.51)	0:56.47 [9] (0:11.56)	0:44.91 [9] (0:11.78)	0:33.13 [9] (0:11.12)	0:22.01 [9] (0:10.78)	0:11.23 [10] (0:11.23)
Average Speed [km/h]	47.3	62.6	62.4	61.5	64.8	67.2	64.1
Top Speed [km/h]	62.1	63.4	62.9	63.6	66.0	68.0	67.3
Avg. Dist. to Rail [m]	7.8	1.9	1.4	0.7	0.5	4.2	8.2
Avg. Stride Freq. [Hz]	2.1	2.2	2.2	2.2	2.2	2.3	2.3
Avg. Stride Length [m]	6.1	7.8	7.7	7.8	8.0	8.1	7.8



- [] Ranking at each section and finish
- .-.- No data available at this section
- NA No data available



Horse/Jockey Name	London Banker
Final Rank	8
Fastest Section Time (Section)	0:10.77 (400m)
Top Speed [km/h] (Section)	67.8 (400m)
Race State	Finished



Doomben QLD Professional
Race 8: LADBROKES BET TICKER OPEN QUALITY HANDICAP
 - 1350m

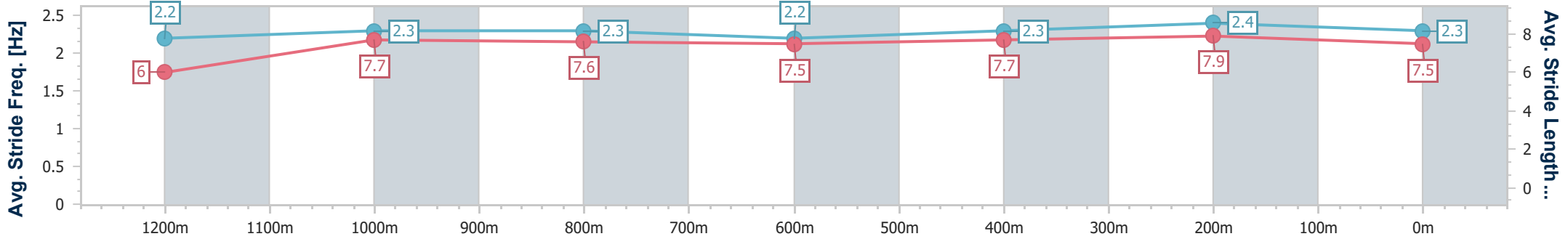
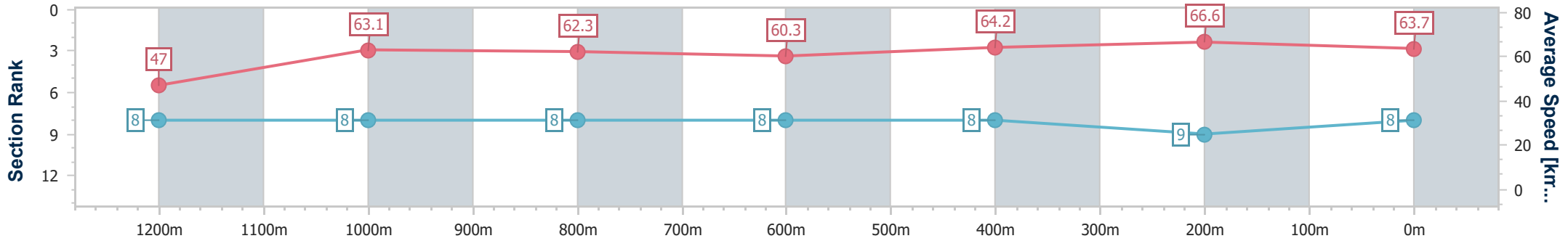


13 April 2024 - 16:08

BRISBANE
RACING CLUB

Track Rating: Good 4, Weather: Fine, Rail Position: +3.5m Entire

Section	Overall	1200m	1000m	800m	600m	400m	200m
Section Times	1:19.59 [8] (0:11.54)	1:08.05 [8] (0:11.40)	0:56.65 [8] (0:11.58)	0:45.07 [8] (0:11.89)	0:33.18 [8] (0:11.12)	0:22.06 [8] (0:10.77)	0:11.29 [9] (0:11.29)
Average Speed [km/h]	47.0	63.1	62.3	60.3	64.2	66.6	63.7
Top Speed [km/h]	61.8	63.6	63.1	64.1	65.6	67.8	66.1
Avg. Dist. to Rail [m]	2.4	0.3	0.5	0.8	1.0	2.1	0.5
Avg. Stride Freq. [Hz]	2.2	2.3	2.3	2.2	2.3	2.4	2.3
Avg. Stride Length [m]	6.0	7.7	7.6	7.5	7.7	7.9	7.5



- [] Ranking at each section and finish
- .-.- No data available at this section
- NA No data available



Horse/Jockey Name	Ocean Treaty
Final Rank	9
Fastest Section Time (Section)	0:10.92 (400m)
Top Speed [km/h] (Section)	66.7 (400m)
Race State	Finished



Doomben QLD Professional
Race 8: LADBROKES BET TICKER OPEN QUALITY HANDICAP
 - 1350m

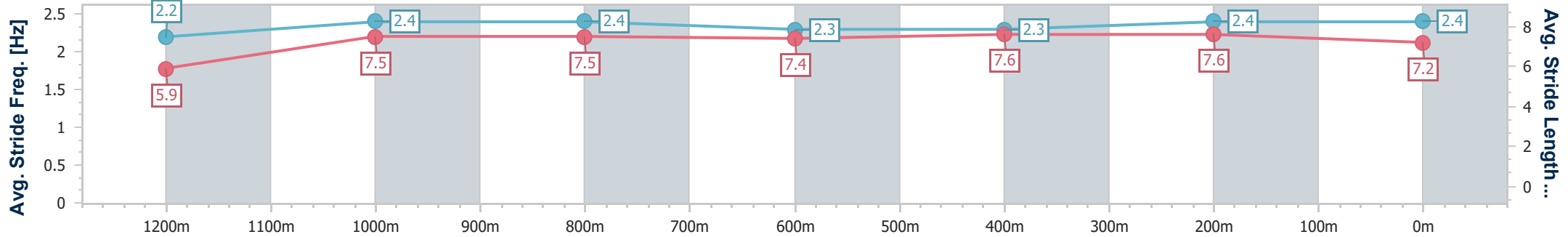
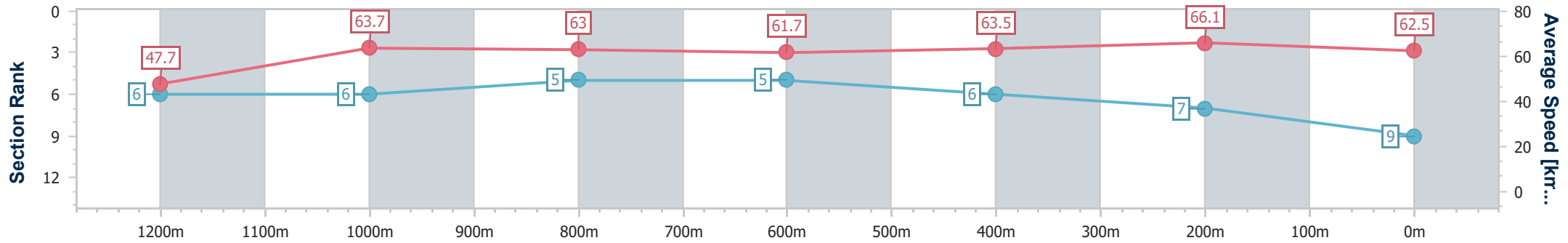


13 April 2024 - 16:08

BRISBANE
RACING CLUB

Track Rating: Good 4, Weather: Fine, Rail Position: +3.5m Entire

Section	Overall	1200m	1000m	800m	600m	400m	200m
Section Times	1:19.65 [9] (0:11.34)	1:08.31 [6] (0:11.31)	0:57.00 [6] (0:11.47)	0:45.53 [5] (0:11.77)	0:33.76 [5] (0:11.34)	0:22.42 [6] (0:10.92)	0:11.50 [7] (0:11.50)
Average Speed [km/h]	47.7	63.7	63.0	61.7	63.5	66.1	62.5
Top Speed [km/h]	63.9	64.7	64.9	62.9	64.9	66.7	65.8
Avg. Dist. to Rail [m]	5.1	2.5	2.2	0.6	0.5	2.9	5.4
Avg. Stride Freq. [Hz]	2.2	2.4	2.4	2.3	2.3	2.4	2.4
Avg. Stride Length [m]	5.9	7.5	7.5	7.4	7.6	7.6	7.2



- [] Ranking at each section and finish
- .-.- No data available at this section
- NA No data available



Horse/Jockey Name	Baanone
Final Rank	10
Fastest Section Time (Section)	0:10.80 (400m)
Top Speed [km/h] (Section)	67.9 (400m)
Race State	Finished



Doomben QLD Professional
Race 8: LADBROKES BET TICKER OPEN QUALITY HANDICAP
- 1350m

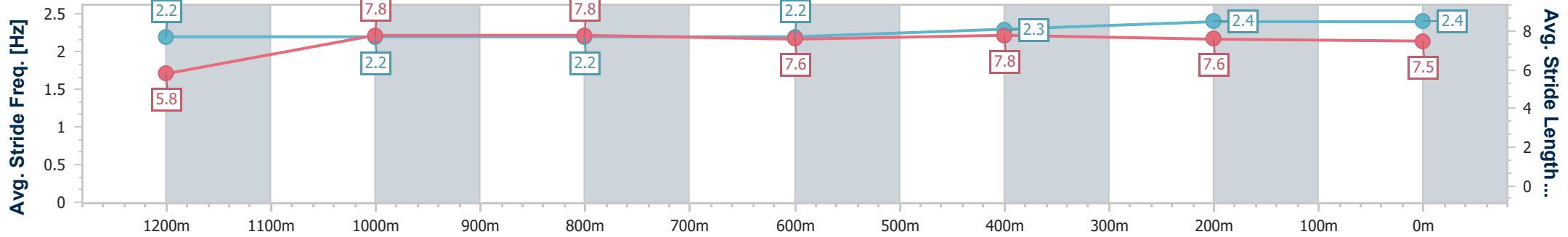
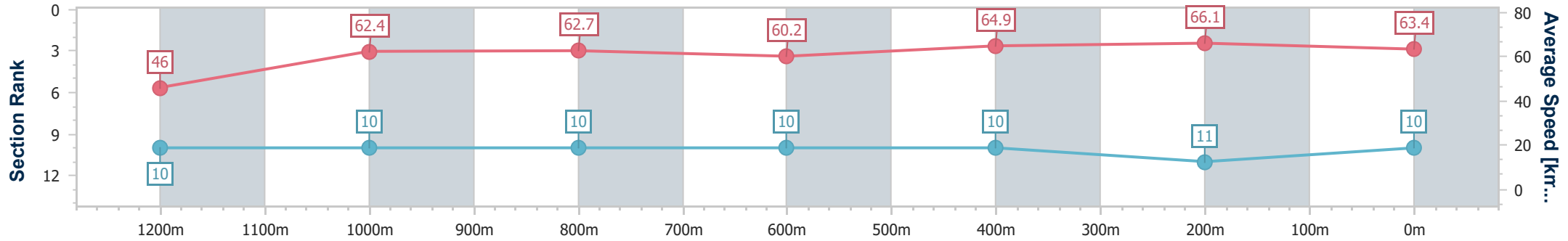


13 April 2024 - 16:08

BRISBANE
RACING CLUB

Track Rating: Good 4, Weather: Fine, Rail Position: +3.5m Entire

Section	Overall	1200m	1000m	800m	600m	400m	200m
Section Times	1:19.81 [10] (0:11.75)	1:08.06 [10] (0:11.52)	0:56.54 [10] (0:11.51)	0:45.03 [10] (0:11.84)	0:33.19 [10] (0:11.00)	0:22.19 [10] (0:10.80)	0:11.39 [11] (0:11.39)
Average Speed [km/h]	46.0	62.4	62.7	60.2	64.9	66.1	63.4
Top Speed [km/h]	62.4	63.6	63.3	63.7	65.6	67.9	66.4
Avg. Dist. to Rail [m]	4.3	0.2	0.2	1.3	1.8	3.2	3.3
Avg. Stride Freq. [Hz]	2.2	2.2	2.2	2.2	2.3	2.4	2.4
Avg. Stride Length [m]	5.8	7.8	7.8	7.6	7.8	7.6	7.5



- [] Ranking at each section and finish
- .-.- No data available at this section
- NA No data available



Horse/Jockey Name	Tidal Creek
Final Rank	11
Fastest Section Time (Section)	0:11.00 (400m)
Top Speed [km/h] (Section)	67.4 (400m)
Race State	Finished



Doomben QLD Professional
Race 8: LADBROKES BET TICKER OPEN QUALITY HANDICAP
 - 1350m

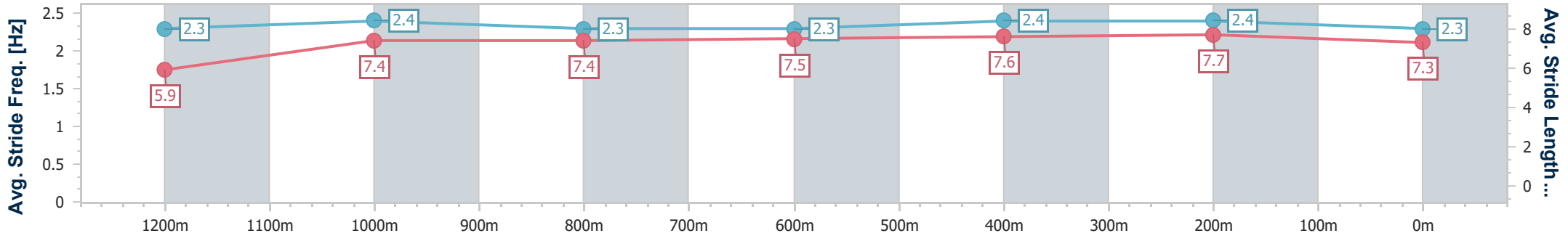
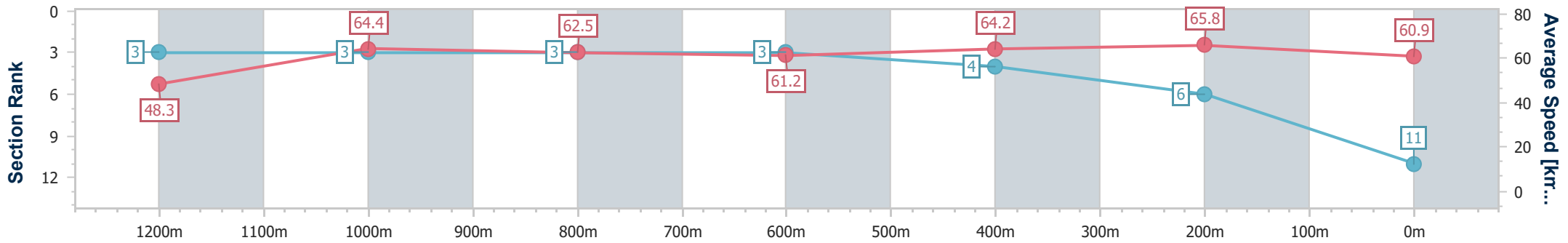


13 April 2024 - 16:08

BRISBANE
RACING CLUB

Track Rating: Good 4, Weather: Fine, Rail Position: +3.5m Entire

Section	Overall	1200m	1000m	800m	600m	400m	200m
Section Times	1:19.95 [11] (0:11.22)	1:08.73 [3] (0:11.15)	0:57.58 [3] (0:11.56)	0:46.02 [3] (0:11.83)	0:34.19 [3] (0:11.39)	0:22.80 [4] (0:11.00)	0:11.80 [6] (0:11.80)
Average Speed [km/h]	48.3	64.4	62.5	61.2	64.2	65.8	60.9
Top Speed [km/h]	65.0	66.5	63.7	66.0	66.2	67.4	64.1
Avg. Dist. to Rail [m]	7.5	2.3	1.4	0.9	2.3	4.5	6.0
Avg. Stride Freq. [Hz]	2.3	2.4	2.3	2.3	2.4	2.4	2.3
Avg. Stride Length [m]	5.9	7.4	7.4	7.5	7.6	7.7	7.3



- [] Ranking at each section and finish
- .-.- No data available at this section
- NA No data available