



Toowoomba QLD Professional

Race 1: LIVEWIRED ELECTRICAL Maiden Plate - 1200m

13 April 2024 - 17:21



Track Rating: Good 4 , Weather: Fine, Rail Position: +5m Entire

Section		Overall	1000m	800m	600m	400m	200m	Last 600m					
Field Times		1:15.17 (0:14.42)	1:00.75 (0:11.55)	0:49.20 (0:11.96)	0:37.24 (0:12.31)	0:24.93 (0:12.53)	0:12.40 (0:12.40)	0:37.24					
Rank	TAB Horse/Jockey	Barrier	Top Speed [km/h]	Fastest Section						Margin	Distance Travelled [m]		
1	14 DOONA Madeleine Wishart	14	63.1 Overall	0:11.68 1000m	1:15.17 [1] (0:14.84)	1:00.33 [6] (0:11.68)	0:48.65 [7] (0:11.92)	0:36.73 [7] (0:12.15)	0:24.58 [3] (0:12.24)	0:12.34 [2] (0:12.34)	1:15.17	0:36.73	
2	15 INTRECCIATO Karl Zechner	15	64.5 1000m	0:11.65 1000m	1:15.43 [2] (0:14.92)	1:00.51 [8] (0:11.65)	0:48.86 [8] (0:12.10)	0:36.76 [9] (0:12.45)	0:24.31 [8] (0:12.09)	0:12.22 [5] (0:12.22)	1.5L	0:36.76	+3
3	17 READY TO BOOM Marnu Potgieter	17	64.7 1000m	0:11.55 1000m	1:15.49 [3] (0:14.42)	1:01.07 [1] (0:11.55)	0:49.52 [1] (0:11.96)	0:37.56 [1] (0:12.31)	0:25.25 [1] (0:12.53)	0:12.72 [1] (0:12.72)	1.8L	0:37.56	+0
4	1 FIELD OF MARS Cobi Vitler	1	64.8 Overall	0:11.66 1000m	1:15.63 [4] (0:14.63)	1:01.00 [3] (0:11.66)	0:49.34 [5] (0:12.03)	0:37.31 [5] (0:12.66)	0:24.65 [6] (0:12.31)	0:12.34 [6] (0:12.34)	2.6L	0:37.31	+8
5	12 GO GIRL GO Olivia Webb	12	62.7 Overall	0:11.82 1000m	1:15.71 [5] (0:14.90)	1:00.81 [7] (0:11.82)	0:48.99 [11] (0:12.16)	0:36.83 [10] (0:12.34)	0:24.49 [9] (0:12.14)	0:12.35 [7] (0:12.35)	3L	0:36.83	-2
6	7 HI JULES Georgina Cartwright	7	64.6 Overall	0:11.62 1000m	1:15.86 [6] (0:14.64)	1:01.22 [4] (0:11.62)	0:49.60 [4] (0:11.81)	0:37.79 [3] (0:12.35)	0:25.44 [2] (0:12.47)	0:12.97 [3] (0:12.97)	3.8L	0:37.79	+3
7	8 POWER FLASH Adin Thompson	8	67.7 Overall	0:11.36 1000m	1:16.17 [7] (0:15.10)	1:01.07 [9] (0:11.36)	0:49.71 [6] (0:11.91)	0:37.80 [6] (0:12.36)	0:25.44 [4] (0:12.30)	0:13.14 [4] (0:13.14)	5.6L	0:37.80	-2
8	3 POWERALONG Minonette Kennedy	3	66.3 1000m	0:11.31 1000m	1:16.60 [8] (0:15.34)	1:01.26 [11] (0:11.31)	0:49.95 [9] (0:12.00)	0:37.95 [8] (0:12.42)	0:25.53 [7] (0:12.63)	0:12.90 [8] (0:12.90)	8.1L	0:37.95	+2
9	9 PREVARICATE Olivia Kendal	9	64.8 1000m	0:11.48 1000m	1:16.67 [9] (0:15.23)	1:01.44 [10] (0:11.48)	0:49.96 [10] (0:12.23)	0:37.73 [11] (0:12.48)	0:25.25 [11] (0:12.39)	0:12.86 [9] (0:12.86)	8.4L	0:37.73	+10
10	10 UNUSUAL MELODY Stacey Callow	10	66.4 Overall	0:11.47 1000m	1:17.91 [10] (0:14.65)	1:03.26 [5] (0:11.47)	0:51.79 [3] (0:11.94)	0:39.85 [2] (0:12.76)	0:27.09 [5] (0:13.13)	0:13.96 [10] (0:13.96)	15.7L	0:39.85	+5

Scratched: More Than Xtra (#2), Time For Jack (#5), Shamic (#11), Among Us (#16), Bramble Bay (#20), Brave Chap (#6), Twopointfour (#13), Two Time Girl (#19), Panther Power (#18)

[] Ranking at each section and finish
 -:-:- No data available at this section
 NA No data available

SCN Saddle cloth number
 DNF Did not finish
 DNT Did not track



Toowoomba QLD Professional

Race 1: LIVEWIRED ELECTRICAL Maiden Plate - 1200m

13 April 2024 - 17:21



Track Rating: Good 4 , Weather: Fine, Rail Position: +5m Entire

Section	Overall	1000m	800m	600m	400m	200m	Last 600m
Field Times	1:15.17 (0:14.42)	1:00.75 (0:11.55)	0:49.20 (0:11.96)	0:37.24 (0:12.31)	0:24.93 (0:12.53)	0:12.40 (0:12.40)	0:37.24

Rank	TAB	Horse/Jockey	Barrier	Top Speed [km/h]	Fastest Section	Margin	Distance Travelled [m]
11	4	RED DECEPTION Kenji Yoshida	4	67.6 Overall	0:11.56 1000m	20L	+10
					1:18.65 [11] (0:14.52)		
					1:04.13 [2] (0:11.56)		
					0:52.57 [2] (0:12.20)		
					0:40.37 [4] (0:12.98)		
					0:27.39 [10] (0:13.40)		
					0:13.99 [11] (0:13.99)		

Scratched: More Than Xtra (#2), Time For Jack (#5), Shamic (#11), Among Us (#16), Bramble Bay (#20), Brave Chap (#6), Twopointfour (#13), Two Time Girl (#19), Panther Power (#18)

[] Ranking at each section and finish
 -:-:- No data available at this section
 NA No data available

SCN Saddle cloth number
 DNF Did not finish
 DNT Did not track



Horse/Jockey Name	Doona
Final Rank	1
Fastest Section Time (Section)	0:11.68 (1000m)
Top Speed [km/h] (Section)	63.1 (Overall)
Race State	Finished



Toowoomba QLD Professional

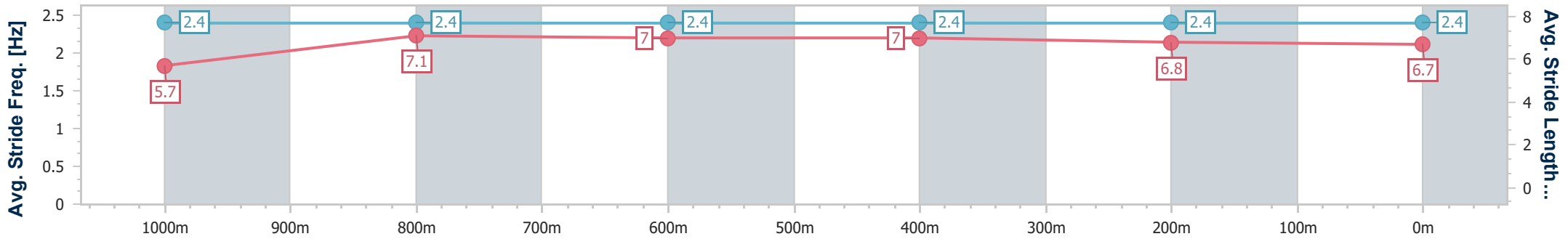
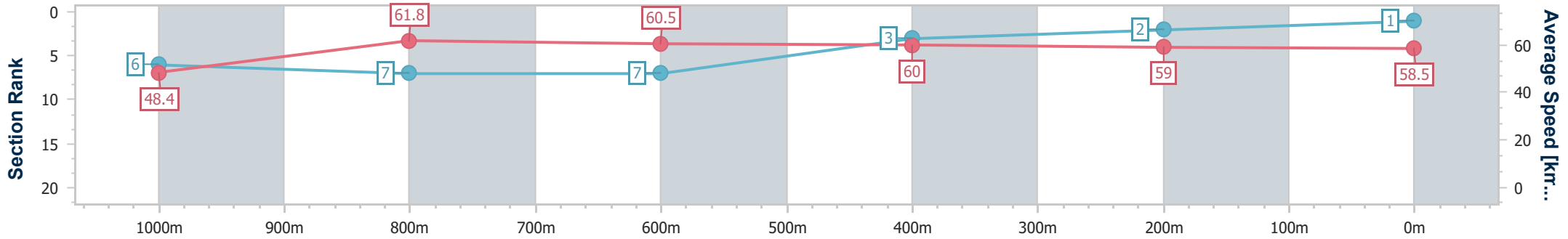
Race 1: LIVEWIRED ELECTRICAL Maiden Plate - 1200m

13 April 2024 - 17:21



Track Rating: Good 4 , Weather: Fine, Rail Position: +5m Entire

Section	Overall	1000m	800m	600m	400m	200m
Section Times	1:15.17 [1] (0:14.84)	1:00.33 [6] (0:11.68)	0:48.65 [7] (0:11.92)	0:36.73 [7] (0:12.15)	0:24.58 [3] (0:12.24)	0:12.34 [2] (0:12.34)
Average Speed [km/h]	48.4	61.8	60.5	60.0	59.0	58.5
Top Speed [km/h]	63.1	62.9	62.2	61.4	59.9	59.6
Avg. Dist. to Rail [m]	3.3	0.5	1.5	1.6	2.2	4.6
Avg. Stride Freq. [Hz]	2.4	2.4	2.4	2.4	2.4	2.4
Avg. Stride Length [m]	5.7	7.1	7.0	7.0	6.8	6.7



- [] Ranking at each section and finish
- .-.- No data available at this section
- NA No data available



Horse/Jockey Name	Intrecciato
Final Rank	2
Fastest Section Time (Section)	0:11.65 (1000m)
Top Speed [km/h] (Section)	64.5 (1000m)
Race State	Finished



Toowoomba QLD Professional

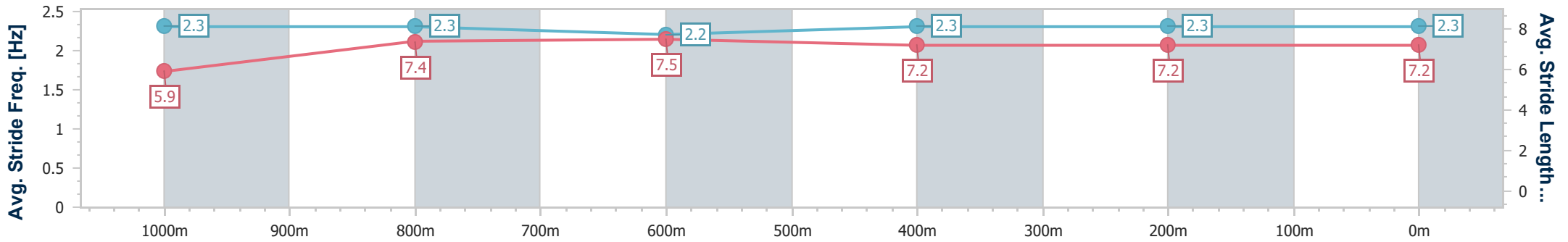
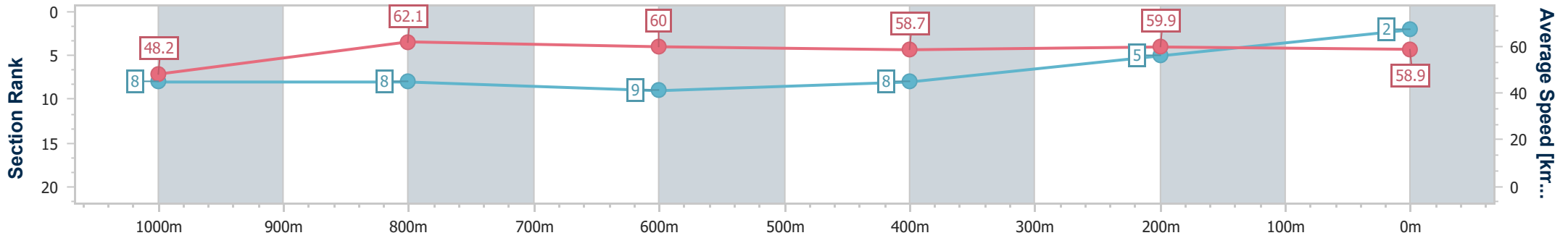
Race 1: LIVEWIRED ELECTRICAL Maiden Plate - 1200m

13 April 2024 - 17:21



Track Rating: Good 4 , Weather: Fine, Rail Position: +5m Entire

Section	Overall	1000m	800m	600m	400m	200m
Section Times	1:15.43 [2] (0:14.92)	1:00.51 [8] (0:11.65)	0:48.86 [8] (0:12.10)	0:36.76 [9] (0:12.45)	0:24.31 [8] (0:12.09)	0:12.22 [5] (0:12.22)
Average Speed [km/h]	48.2	62.1	60.0	58.7	59.9	58.9
Top Speed [km/h]	63.8	64.5	61.4	60.8	61.3	59.6
Avg. Dist. to Rail [m]	3.1	1.1	2.8	3.3	2.1	2.8
Avg. Stride Freq. [Hz]	2.3	2.3	2.2	2.3	2.3	2.3
Avg. Stride Length [m]	5.9	7.4	7.5	7.2	7.2	7.2



- [] Ranking at each section and finish
- .-.- No data available at this section
- NA No data available



Horse/Jockey Name	Ready To Boom
Final Rank	3
Fastest Section Time (Section)	0:11.55 (1000m)
Top Speed [km/h] (Section)	64.7 (1000m)
Race State	Finished



Toowoomba QLD Professional

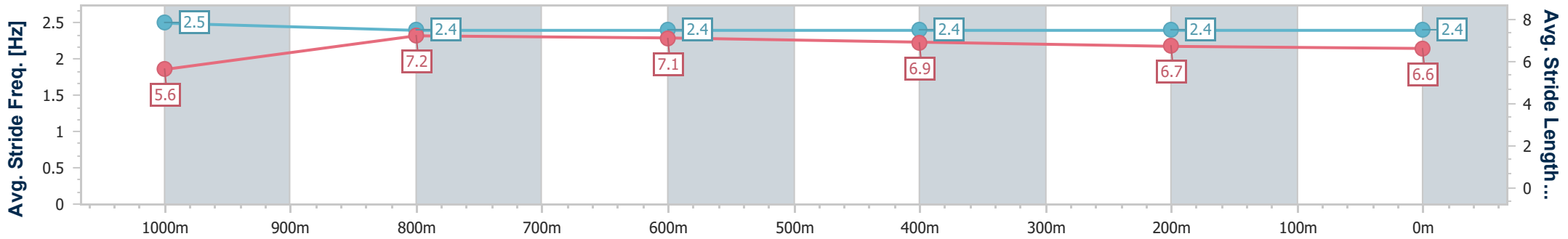
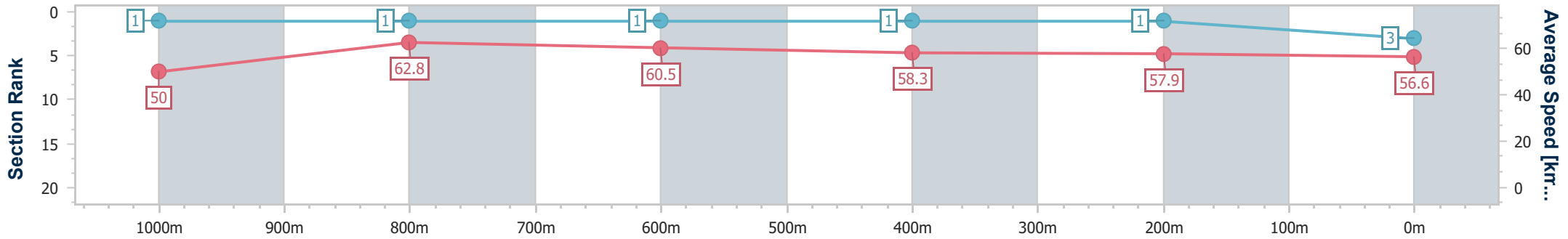
Race 1: LIVEWIRED ELECTRICAL Maiden Plate - 1200m

13 April 2024 - 17:21



Track Rating: Good 4 , Weather: Fine, Rail Position: +5m Entire

Section	Overall	1000m	800m	600m	400m	200m
Section Times	1:15.49 [3] (0:14.42)	1:01.07 [1] (0:11.55)	0:49.52 [1] (0:11.96)	0:37.56 [1] (0:12.31)	0:25.25 [1] (0:12.53)	0:12.72 [1] (0:12.72)
Average Speed [km/h]	50.0	62.8	60.5	58.3	57.9	56.6
Top Speed [km/h]	64.6	64.7	62.3	60.2	59.0	58.3
Avg. Dist. to Rail [m]	7.0	2.6	0.7	0.4	1.7	2.2
Avg. Stride Freq. [Hz]	2.5	2.4	2.4	2.4	2.4	2.4
Avg. Stride Length [m]	5.6	7.2	7.1	6.9	6.7	6.6



- [] Ranking at each section and finish
- .-.- No data available at this section
- NA No data available



Horse/Jockey Name	Field Of Mars
Final Rank	4
Fastest Section Time (Section)	0:11.66 (1000m)
Top Speed [km/h] (Section)	64.8 (Overall)
Race State	Finished



Toowoomba QLD Professional

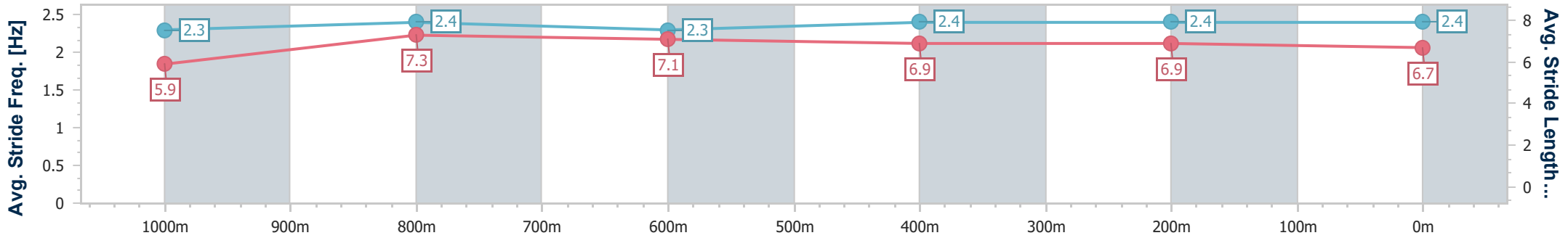
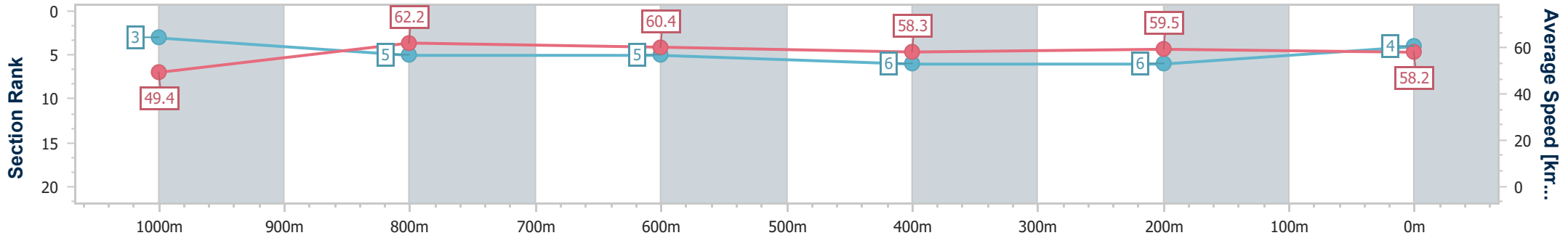
Race 1: LIVEWIRED ELECTRICAL Maiden Plate - 1200m

13 April 2024 - 17:21



Track Rating: Good 4 , Weather: Fine, Rail Position: +5m Entire

Section	Overall	1000m	800m	600m	400m	200m
Section Times	1:15.63 [4] (0:14.63)	1:01.00 [3] (0:11.66)	0:49.34 [5] (0:12.03)	0:37.31 [5] (0:12.66)	0:24.65 [6] (0:12.31)	0:12.34 [6] (0:12.34)
Average Speed [km/h]	49.4	62.2	60.4	58.3	59.5	58.2
Top Speed [km/h]	64.8	63.9	61.3	60.4	60.1	60.3
Avg. Dist. to Rail [m]	8.5	2.7	3.7	4.8	4.0	3.9
Avg. Stride Freq. [Hz]	2.3	2.4	2.3	2.4	2.4	2.4
Avg. Stride Length [m]	5.9	7.3	7.1	6.9	6.9	6.7



- [] Ranking at each section and finish
- .-.- No data available at this section
- NA No data available



Horse/Jockey Name	Go Girl Go
Final Rank	5
Fastest Section Time (Section)	0:11.82 (1000m)
Top Speed [km/h] (Section)	62.7 (Overall)
Race State	Finished



Toowoomba QLD Professional

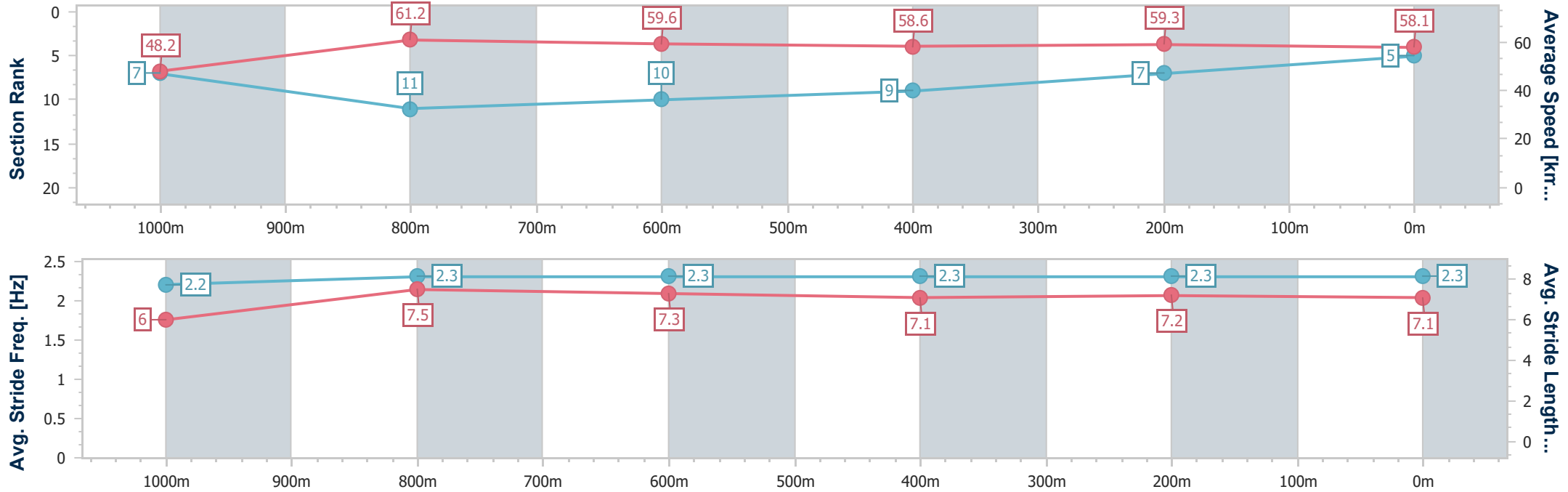
Race 1: LIVEWIRED ELECTRICAL Maiden Plate - 1200m

13 April 2024 - 17:21



Track Rating: Good 4 , Weather: Fine, Rail Position: +5m Entire

Section	Overall	1000m	800m	600m	400m	200m
Section Times	1:15.71 [5] (0:14.90)	1:00.81 [7] (0:11.82)	0:48.99 [11] (0:12.16)	0:36.83 [10] (0:12.34)	0:24.49 [9] (0:12.14)	0:12.35 [7] (0:12.35)
Average Speed [km/h]	48.2	61.2	59.6	58.6	59.3	58.1
Top Speed [km/h]	62.7	62.5	61.2	59.8	60.2	59.6
Avg. Dist. to Rail [m]	3.7	1.1	2.0	1.3	0.7	1.5
Avg. Stride Freq. [Hz]	2.2	2.3	2.3	2.3	2.3	2.3
Avg. Stride Length [m]	6.0	7.5	7.3	7.1	7.2	7.1



- [] Ranking at each section and finish
- .-.- No data available at this section
- NA No data available



Horse/Jockey Name	Hi Jules
Final Rank	6
Fastest Section Time (Section)	0:11.62 (1000m)
Top Speed [km/h] (Section)	64.6 (Overall)
Race State	Finished



Toowoomba QLD Professional

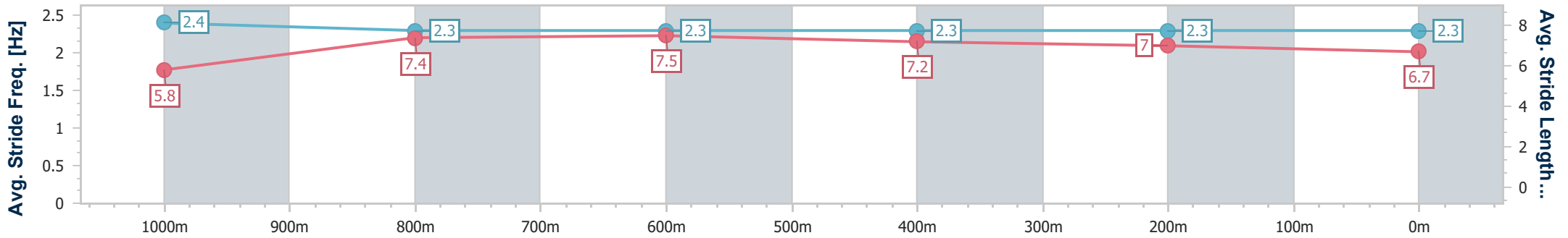
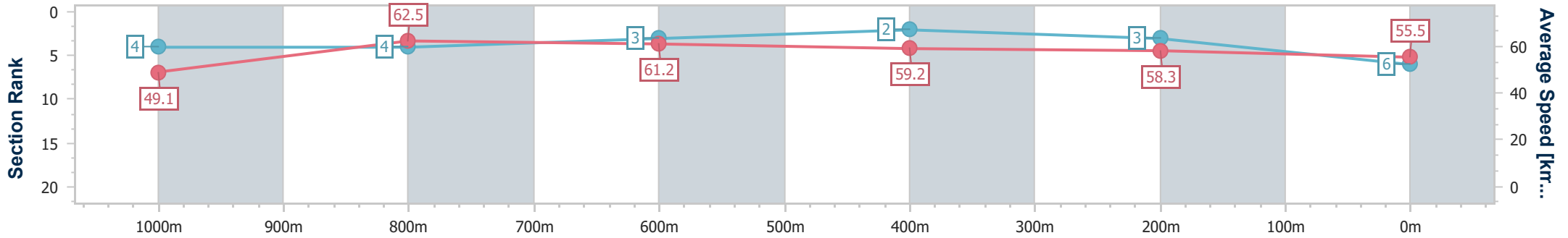
Race 1: LIVEWIRED ELECTRICAL Maiden Plate - 1200m

13 April 2024 - 17:21



Track Rating: Good 4 , Weather: Fine, Rail Position: +5m Entire

Section	Overall	1000m	800m	600m	400m	200m
Section Times	1:15.86 [6] (0:14.64)	1:01.22 [4] (0:11.62)	0:49.60 [4] (0:11.81)	0:37.79 [3] (0:12.35)	0:25.44 [2] (0:12.47)	0:12.97 [3] (0:12.97)
Average Speed [km/h]	49.1	62.5	61.2	59.2	58.3	55.5
Top Speed [km/h]	64.6	64.0	62.3	60.5	59.3	56.8
Avg. Dist. to Rail [m]	6.6	1.9	1.9	3.1	2.2	2.5
Avg. Stride Freq. [Hz]	2.4	2.3	2.3	2.3	2.3	2.3
Avg. Stride Length [m]	5.8	7.4	7.5	7.2	7.0	6.7



- [] Ranking at each section and finish
- .-.- No data available at this section
- NA No data available



Horse/Jockey Name	Power Flash
Final Rank	7
Fastest Section Time (Section)	0:11.36 (1000m)
Top Speed [km/h] (Section)	67.7 (Overall)
Race State	Finished



Toowoomba QLD Professional

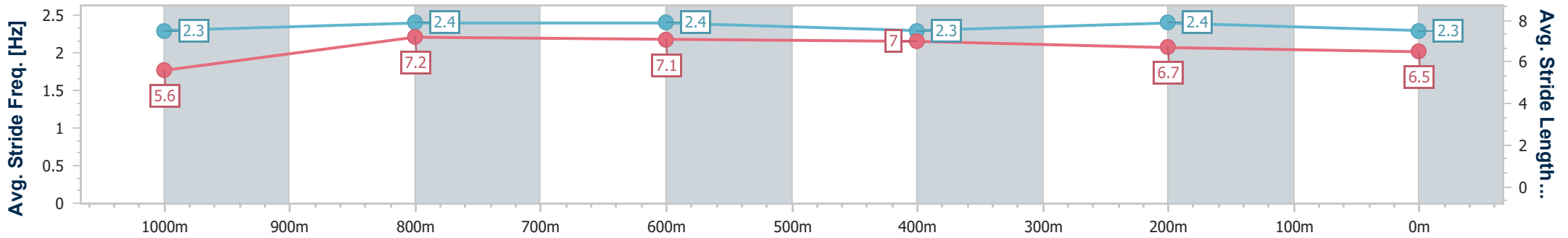
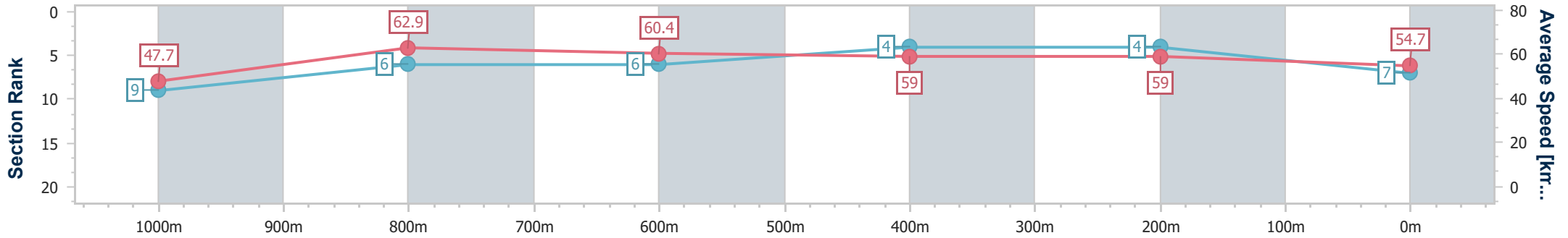
Race 1: LIVEWIRED ELECTRICAL Maiden Plate - 1200m

13 April 2024 - 17:21



Track Rating: Good 4 , Weather: Fine, Rail Position: +5m Entire

Section	Overall	1000m	800m	600m	400m	200m
Section Times	1:16.17 [7] (0:15.10)	1:01.07 [9] (0:11.36)	0:49.71 [6] (0:11.91)	0:37.80 [6] (0:12.36)	0:25.44 [4] (0:12.30)	0:13.14 [4] (0:13.14)
Average Speed [km/h]	47.7	62.9	60.4	59.0	59.0	54.7
Top Speed [km/h]	67.7	64.9	62.2	60.4	59.8	57.4
Avg. Dist. to Rail [m]	4.1	1.8	1.8	2.1	2.6	4.3
Avg. Stride Freq. [Hz]	2.3	2.4	2.4	2.3	2.4	2.3
Avg. Stride Length [m]	5.6	7.2	7.1	7.0	6.7	6.5



- [] Ranking at each section and finish
- .-.- No data available at this section
- NA No data available



Horse/Jockey Name	Poweralong
Final Rank	8
Fastest Section Time (Section)	0:11.31 (1000m)
Top Speed [km/h] (Section)	66.3 (1000m)
Race State	Finished



Toowoomba QLD Professional

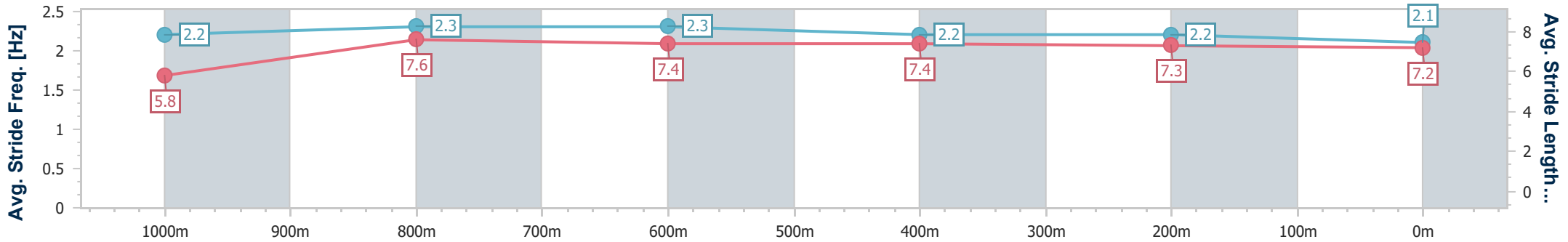
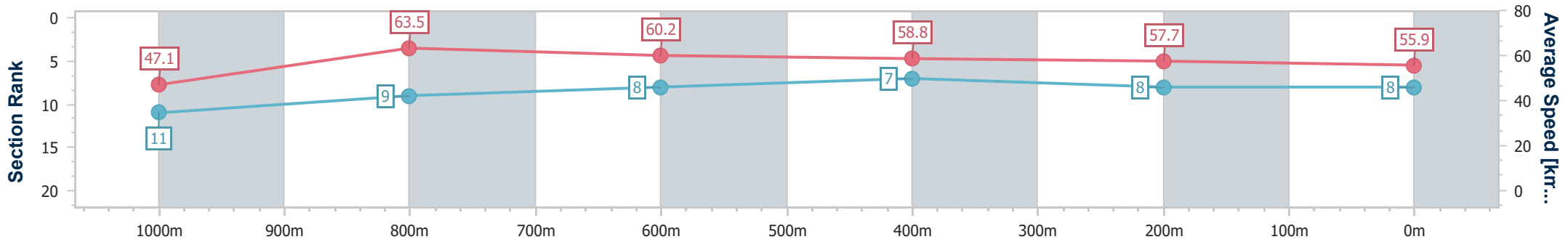
Race 1: LIVEWIRED ELECTRICAL Maiden Plate - 1200m

13 April 2024 - 17:21



Track Rating: Good 4 , Weather: Fine, Rail Position: +5m Entire

Section	Overall	1000m	800m	600m	400m	200m
Section Times	1:16.60 [8] (0:15.34)	1:01.26 [11] (0:11.31)	0:49.95 [9] (0:12.00)	0:37.95 [8] (0:12.42)	0:25.53 [7] (0:12.63)	0:12.90 [8] (0:12.90)
Average Speed [km/h]	47.1	63.5	60.2	58.8	57.7	55.9
Top Speed [km/h]	65.4	66.3	61.9	60.5	58.6	57.4
Avg. Dist. to Rail [m]	8.3	0.9	0.9	2.6	3.7	2.2
Avg. Stride Freq. [Hz]	2.2	2.3	2.3	2.2	2.2	2.1
Avg. Stride Length [m]	5.8	7.6	7.4	7.4	7.3	7.2



- [] Ranking at each section and finish
- .-.- No data available at this section
- NA No data available



Horse/Jockey Name	Prevaricate
Final Rank	9
Fastest Section Time (Section)	0:11.48 (1000m)
Top Speed [km/h] (Section)	64.8 (1000m)
Race State	Finished



Toowoomba QLD Professional

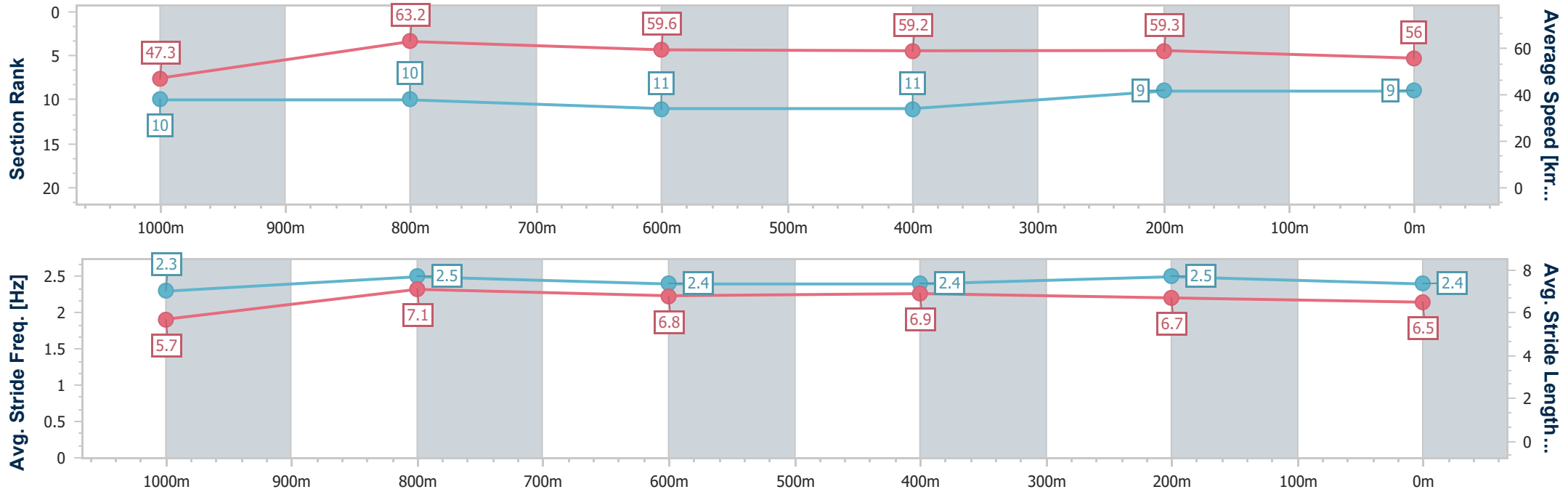
Race 1: LIVEWIRED ELECTRICAL Maiden Plate - 1200m

13 April 2024 - 17:21



Track Rating: Good 4 , Weather: Fine, Rail Position: +5m Entire

Section	Overall	1000m	800m	600m	400m	200m
Section Times	1:16.67 [9] (0:15.23)	1:01.44 [10] (0:11.48)	0:49.96 [10] (0:12.23)	0:37.73 [11] (0:12.48)	0:25.25 [11] (0:12.39)	0:12.86 [9] (0:12.86)
Average Speed [km/h]	47.3	63.2	59.6	59.2	59.3	56.0
Top Speed [km/h]	64.2	64.8	63.4	61.3	61.0	58.3
Avg. Dist. to Rail [m]	6.4	1.0	5.0	5.1	6.2	6.3
Avg. Stride Freq. [Hz]	2.3	2.5	2.4	2.4	2.5	2.4
Avg. Stride Length [m]	5.7	7.1	6.8	6.9	6.7	6.5



- [] Ranking at each section and finish
- .-.- No data available at this section
- NA No data available



Horse/Jockey Name	Unusual Melody
Final Rank	10
Fastest Section Time (Section)	0:11.47 (1000m)
Top Speed [km/h] (Section)	66.4 (Overall)
Race State	Finished



Toowoomba QLD Professional

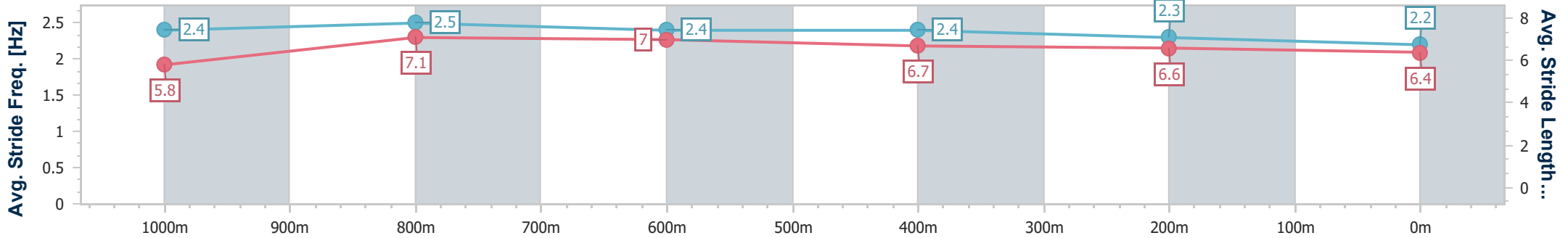
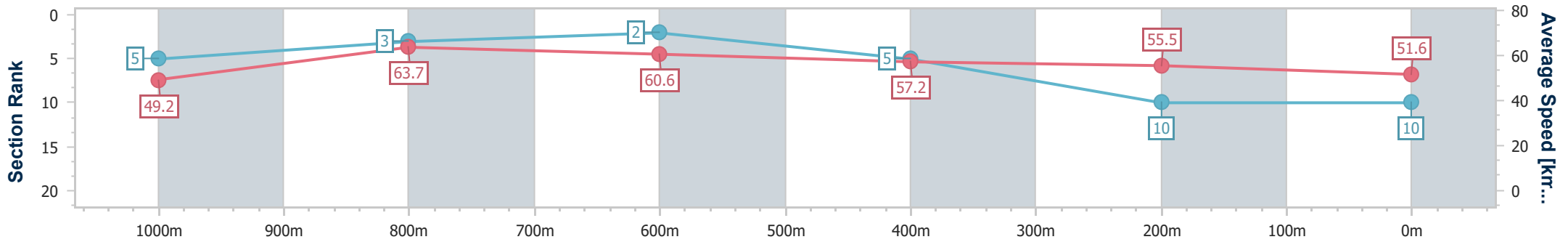
Race 1: LIVEWIRED ELECTRICAL Maiden Plate - 1200m

13 April 2024 - 17:21



Track Rating: Good 4 , Weather: Fine, Rail Position: +5m Entire

Section	Overall	1000m	800m	600m	400m	200m
Section Times	1:17.91 [10] (0:14.65)	1:03.26 [5] (0:11.47)	0:51.79 [3] (0:11.94)	0:39.85 [2] (0:12.76)	0:27.09 [5] (0:13.13)	0:13.96 [10] (0:13.96)
Average Speed [km/h]	49.2	63.7	60.6	57.2	55.5	51.6
Top Speed [km/h]	66.4	65.9	62.9	60.0	56.6	54.0
Avg. Dist. to Rail [m]	12.5	5.0	2.2	2.4	3.2	3.2
Avg. Stride Freq. [Hz]	2.4	2.5	2.4	2.4	2.3	2.2
Avg. Stride Length [m]	5.8	7.1	7.0	6.7	6.6	6.4



- [] Ranking at each section and finish
- .-.- No data available at this section
- NA No data available



Horse/Jockey Name	Red Deception
Final Rank	11
Fastest Section Time (Section)	0:11.56 (1000m)
Top Speed [km/h] (Section)	67.6 (Overall)
Race State	Finished



Toowoomba QLD Professional

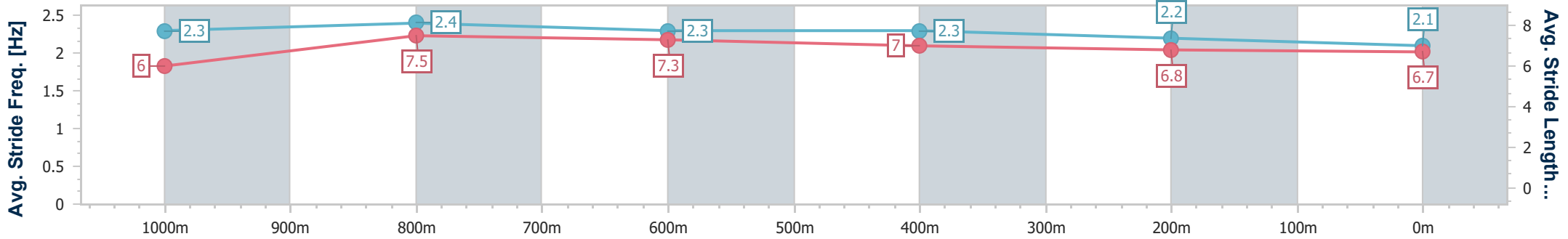
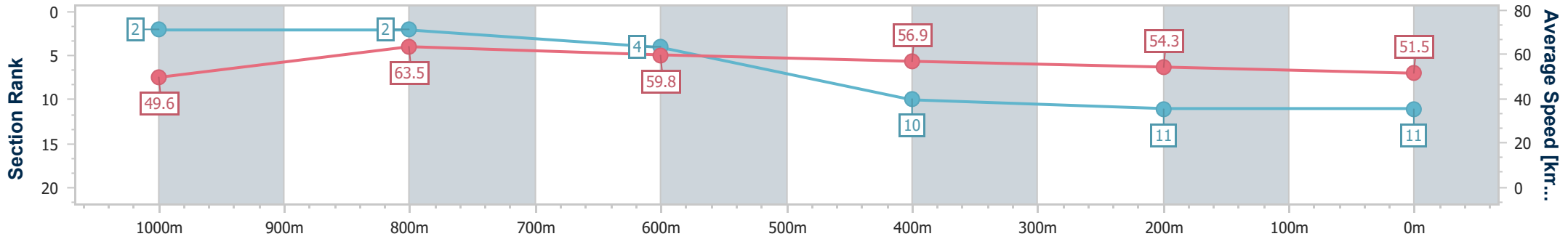
Race 1: LIVEWIRED ELECTRICAL Maiden Plate - 1200m

13 April 2024 - 17:21



Track Rating: Good 4 , Weather: Fine, Rail Position: +5m Entire

Section	Overall	1000m	800m	600m	400m	200m
Section Times	1:18.65 [11] (0:14.52)	1:04.13 [2] (0:11.56)	0:52.57 [2] (0:12.20)	0:40.37 [4] (0:12.98)	0:27.39 [10] (0:13.40)	0:13.99 [11] (0:13.99)
Average Speed [km/h]	49.6	63.5	59.8	56.9	54.3	51.5
Top Speed [km/h]	67.6	66.8	60.9	59.2	55.9	52.6
Avg. Dist. to Rail [m]	10.0	5.0	5.0	5.1	3.1	2.9
Avg. Stride Freq. [Hz]	2.3	2.4	2.3	2.3	2.2	2.1
Avg. Stride Length [m]	6.0	7.5	7.3	7.0	6.8	6.7



- [] Ranking at each section and finish
- .-.- No data available at this section
- NA No data available