



# Toowoomba QLD Professional

## Race 7: WHOLESALE HORSEWEAR HOUSE BENCHMARK 70 Handicap - 1890m

13 April 2024 - 20:50



Track Rating: Good 4 , Weather: Fine , Rail Position: +5m Entire

Section	Field Times	Overall	1600m	1400m	1200m	1000m	800m	600m	Last 600m				
		2:04.79 (0:23.36)	1:41.43 (0:11.76)	1:29.67 (0:12.31)	1:17.36 (0:12.84)	1:04.52 (0:13.70)	0:50.82 (0:13.06)	0:37.76 (0:12.48)	0:37.76				
Rank	TAB Horse/Jockey	Barrier	Top Speed [km/h]	Fastest Section					Distance Travelled [m]				
1	1 HELEVA DEEL Cobi Vitler	1	63.1	0:11.80	2:04.79 [1] (0:23.93)	1:40.86 [5] (0:11.80)	1:29.06 [5] (0:12.43)	1:16.63 [5] (0:12.81)	1:03.82 [5] (0:13.42)	0:50.40 [4] (0:13.01)	0:37.39 [5] (0:12.45)	0:37.39	
2	2 WOWIT'S WILLYWONKA Stacey Callow	2	64.9	0:11.76	2:04.81 [2] (0:23.36)	1:41.45 [1] (0:11.76)	1:29.69 [1] (0:12.31)	1:17.38 [1] (0:12.84)	1:04.54 [1] (0:13.70)	0:50.84 [1] (0:13.06)	0:37.78 [1] (0:12.48)	0:37.78	-12
3	4 RUBY'S LAD Anthony Allen	4	63.6	0:11.75	2:05.44 [3] (0:24.21)	1:41.23 [7] (0:11.75)	1:29.48 [7] (0:12.44)	1:17.04 [7] (0:12.96)	1:04.08 [7] (0:13.08)	0:51.00 [6] (0:12.67)	0:38.33 [2] (0:12.78)	0:38.33	+1
4	6 ADALISSA Georgina Cartwright	6	62.5	0:11.94	2:05.59 [4] (0:23.56)	1:42.03 [3] (0:11.94)	1:30.09 [4] (0:12.49)	1:17.60 [4] (0:12.87)	1:04.73 [4] (0:13.53)	0:51.20 [5] (0:13.16)	0:38.04 [6] (0:12.79)	0:38.04	-7
5	7 ROYAL GEORGE Olivia Webb	7	63.1	0:11.80	2:05.69 [5] (0:23.98)	1:41.71 [6] (0:11.80)	1:29.91 [6] (0:12.42)	1:17.49 [6] (0:12.99)	1:04.50 [6] (0:13.42)	0:51.08 [7] (0:13.17)	0:37.91 [7] (0:12.70)	0:37.91	-12
6	3 KNEZE Nozi Tomizawa	3	64.4	0:11.53	2:05.92 [6] (0:23.74)	1:42.18 [4] (0:11.53)	1:30.65 [2] (0:12.54)	1:18.11 [3] (0:12.92)	1:05.19 [3] (0:13.48)	0:51.71 [2] (0:13.03)	0:38.68 [3] (0:12.79)	0:38.68	-2
7	5 DEL CAMPO Kenji Yoshida	5	63.2	0:11.91	2:07.50 [7] (0:23.44)	1:44.06 [2] (0:11.91)	1:32.15 [3] (0:12.36)	1:19.79 [2] (0:12.89)	1:06.90 [2] (0:13.61)	0:53.29 [3] (0:13.09)	0:40.20 [4] (0:12.85)	0:40.20	-16
8	8 ANDAI STEPPES Karl Zechner	8	62.6	0:11.63	2:11.12 [8] (0:24.52)	1:46.60 [8] (0:11.63)	1:34.97 [8] (0:12.44)	1:22.53 [8] (0:12.97)	1:09.56 [8] (0:13.27)	0:56.29 [8] (0:12.98)	0:43.31 [8] (0:13.85)	0:43.31	-5

[ ] Ranking at each section and finish  
 -:-:- No data available at this section  
 NA No data available

SCN Saddle cloth number  
 DNF Did not finish  
 DNT Did not track



# Toowoomba QLD Professional

## Race 7: WHOLESALE HORSEWEAR HOUSE BENCHMARK 70 Handicap - 1890m

13 April 2024 - 20:50



Track Rating: Good 4 , Weather: Fine , Rail Position: +5m Entire

Section			400m	200m			Last 600m			
Field Times			0:25.28 (0:12.75)	0:12.53 (0:12.53)			0:37.76			
Rank	TAB	Horse/Jockey	Barrier	Top Speed [km/h]	Fastest Section	Margin		Distance Travelled [m]		
1	1	<b>HELEVA DEEL</b> Cobi Vitler	1	63.1 Overall	0:11.80 1600m	0:24.94 [2] (0:12.48)	0:12.46 [2] (0:12.46)	2:04.79	0:37.39	
2	2	<b>WOWIT'S WILLYWONKA</b> Stacey Callow	2	64.9 1600m	0:11.76 1600m	0:25.30 [1] (0:12.75)	0:12.55 [1] (0:12.55)	0.1L	0:37.78	-12
3	4	<b>RUBY'S LAD</b> Anthony Allen	4	63.6 Overall	0:11.75 1600m	0:25.55 [3] (0:12.67)	0:12.88 [3] (0:12.88)	3.6L	0:38.33	+1
4	6	<b>ADALISSA</b> Georgina Cartwright	6	62.5 Overall	0:11.94 1600m	0:25.25 [6] (0:12.47)	0:12.78 [4] (0:12.78)	4.4L	0:38.04	-7
5	7	<b>ROYAL GEORGE</b> Olivia Webb	7	63.1 Overall	0:11.80 1600m	0:25.21 [7] (0:12.64)	0:12.57 [6] (0:12.57)	4.9L	0:37.91	-12
6	3	<b>KNEZE</b> Nozi Tomizawa	3	64.4 1600m	0:11.53 1600m	0:25.89 [4] (0:12.91)	0:12.98 [5] (0:12.98)	6.2L	0:38.68	-2
7	5	<b>DEL CAMPO</b> Kenji Yoshida	5	63.2 1600m	0:11.91 1600m	0:27.35 [5] (0:13.32)	0:14.03 [7] (0:14.03)	15.5L	0:40.20	-16
8	8	<b>ANDAI STEPPES</b> Karl Zechner	8	62.6 1600m	0:11.63 1600m	0:29.46 [8] (0:14.48)	0:14.98 [8] (0:14.98)	36.8L	0:43.31	-5



Horse/Jockey Name	Heleva Deel
Final Rank	1
Fastest Section Time (Section)	0:11.80 (1600m)
Top Speed [km/h] (Section)	63.1 (Overall)
Race State	Finished

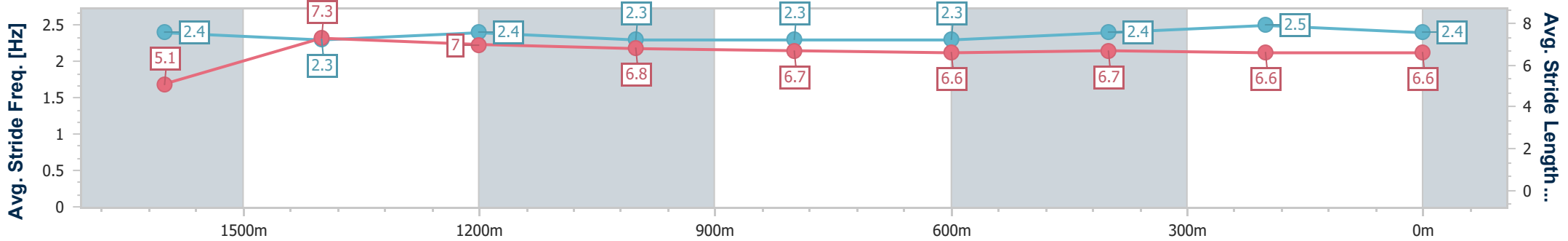
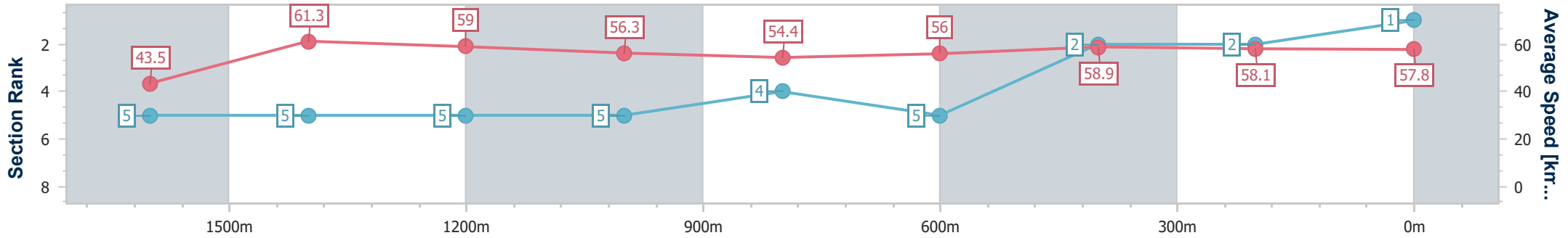


Toowoomba QLD Professional  
 Race 7: WHOLESALE HORSEWEAR HOUSE BENCHMARK 70  
 Handicap - 1890m  
 13 April 2024 - 20:50



Track Rating: Good 4 , Weather: Fine , Rail Position: +5m Entire

Section	Overall	1600m	1400m	1200m	1000m	800m	600m	400m	200m
Section Times	2:04.79 [1] (0:23.93)	1:40.86 [5] (0:11.80)	1:29.06 [5] (0:12.43)	1:16.63 [5] (0:12.81)	1:03.82 [5] (0:13.42)	0:50.40 [4] (0:13.01)	0:37.39 [5] (0:12.45)	0:24.94 [2] (0:12.48)	0:12.46 [2] (0:12.46)
Average Speed [km/h]	43.5	61.3	59.0	56.3	54.4	56.0	58.9	58.1	57.8
Top Speed [km/h]	63.1	62.2	61.2	57.7	55.5	58.6	59.7	58.8	58.8
Avg. Dist. to Rail [m]	3.4	1.6	3.1	3.5	3.0	3.6	3.4	3.4	1.9
Avg. Stride Freq. [Hz]	2.4	2.3	2.4	2.3	2.3	2.3	2.4	2.5	2.4
Avg. Stride Length [m]	5.1	7.3	7.0	6.8	6.7	6.6	6.7	6.6	6.6



- [ ] Ranking at each section and finish
- .-.- No data available at this section
- NA No data available



Horse/Jockey Name	Wowit's Willywonka
Final Rank	2
Fastest Section Time (Section)	0:11.76 (1600m)
Top Speed [km/h] (Section)	64.9 (1600m)
Race State	Finished

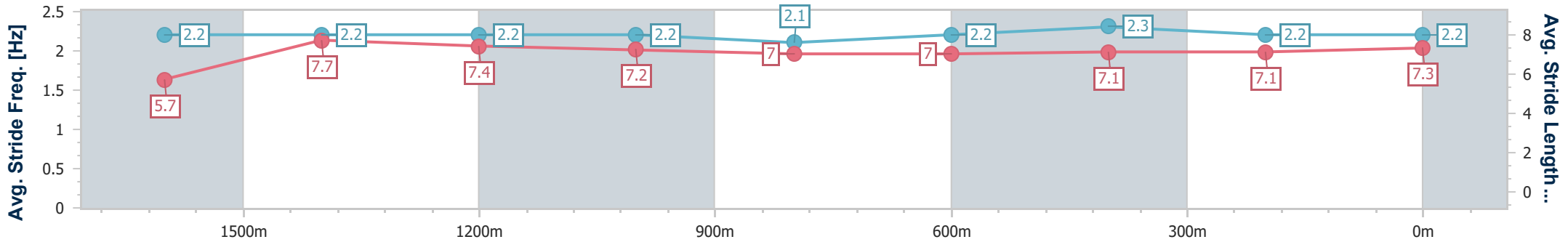
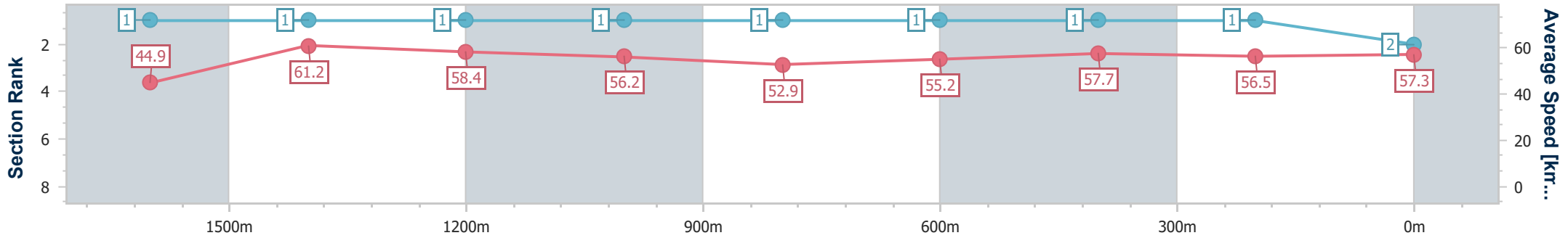


Toowoomba QLD Professional  
 Race 7: WHOLESALE HORSEWEAR HOUSE BENCHMARK 70  
 Handicap - 1890m  
 13 April 2024 - 20:50



Track Rating: Good 4 , Weather: Fine , Rail Position: +5m Entire

Section	Overall	1600m	1400m	1200m	1000m	800m	600m	400m	200m				
Section Times	2:04.81 [2] (0:23.36)	1:41.45 [1] (0:11.76)	1:29.69 [1] (0:12.31)	1:17.38 [1] (0:12.84)	1:04.54 [1] (0:13.70)	0:50.84 [1] (0:13.06)	0:37.78 [1] (0:12.48)	0:25.30 [1] (0:12.75)	0:12.55 [1] (0:12.55)				
Average Speed [km/h]	44.9	61.2	58.4	56.2	52.9	55.2	57.7	56.5	57.3				
Top Speed [km/h]	63.5	64.9	63.8	56.6	54.6	58.3	58.4	57.3	57.8				
Avg. Dist. to Rail [m]	3.7	0.7	0.7	1.0	1.1	1.0	0.4	0.4	0.5				
Avg. Stride Freq. [Hz]	2.2	2.2	2.2	2.2	2.1	2.2	2.3	2.2	2.2				
Avg. Stride Length [m]	5.7	7.7	7.4	7.2	7.0	7.0	7.1	7.1	7.3				



- [ ] Ranking at each section and finish
- .-.- No data available at this section
- NA No data available



Horse/Jockey Name	Ruby's Lad
Final Rank	3
Fastest Section Time (Section)	0:11.75 (1600m)
Top Speed [km/h] (Section)	63.6 (Overall)
Race State	Finished

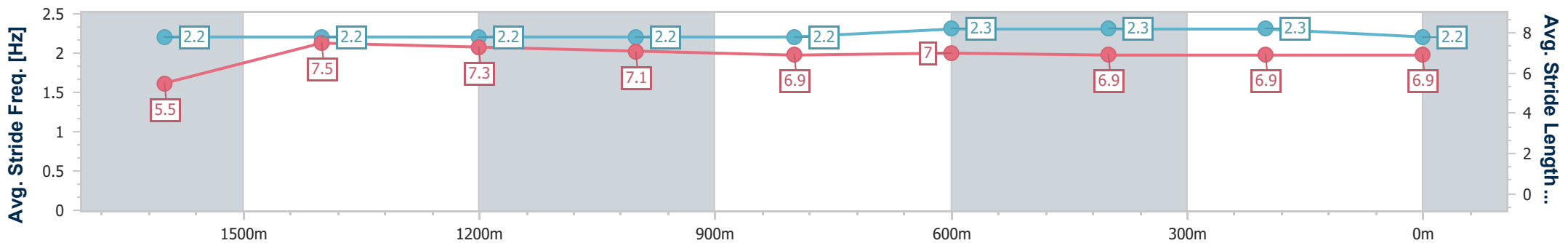
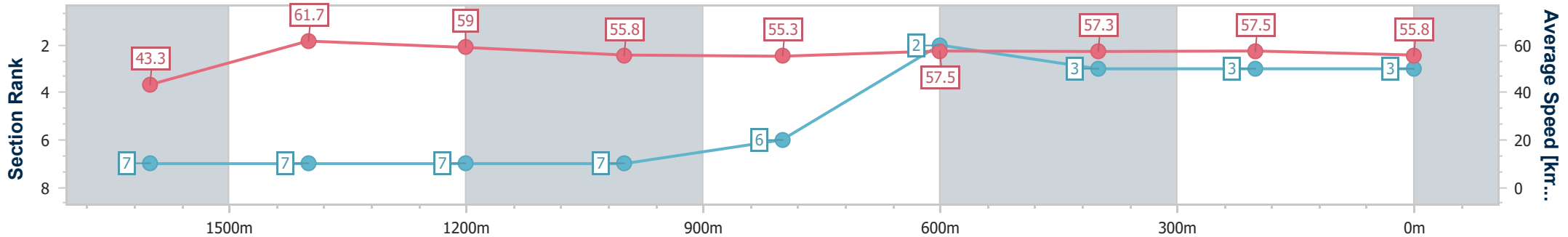


Toowoomba QLD Professional  
 Race 7: WHOLESALE HORSEWEAR HOUSE BENCHMARK 70  
 Handicap - 1890m  
 13 April 2024 - 20:50



Track Rating: Good 4 , Weather: Fine , Rail Position: +5m Entire

Section	Overall	1600m	1400m	1200m	1000m	800m	600m	400m	200m
Section Times	2:05.44 [3] (0:24.21)	1:41.23 [7] (0:11.75)	1:29.48 [7] (0:12.44)	1:17.04 [7] (0:12.96)	1:04.08 [7] (0:13.08)	0:51.00 [6] (0:12.67)	0:38.33 [2] (0:12.78)	0:25.55 [3] (0:12.67)	0:12.88 [3] (0:12.88)
Average Speed [km/h]	43.3	61.7	59.0	55.8	55.3	57.5	57.3	57.5	55.8
Top Speed [km/h]	63.6	63.5	62.5	57.7	56.6	58.5	58.2	58.8	56.7
Avg. Dist. to Rail [m]	4.3	2.4	3.9	2.9	1.1	3.6	3.5	2.3	1.4
Avg. Stride Freq. [Hz]	2.2	2.2	2.2	2.2	2.2	2.3	2.3	2.3	2.2
Avg. Stride Length [m]	5.5	7.5	7.3	7.1	6.9	7.0	6.9	6.9	6.9



- [ ] Ranking at each section and finish
- .-.- No data available at this section
- NA No data available



Horse/Jockey Name	Adalissa
Final Rank	4
Fastest Section Time (Section)	0:11.94 (1600m)
Top Speed [km/h] (Section)	62.5 (Overall)
Race State	Finished

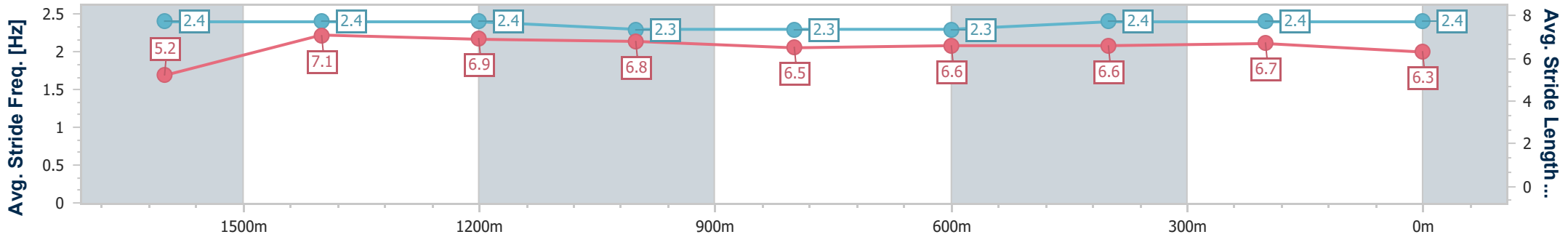
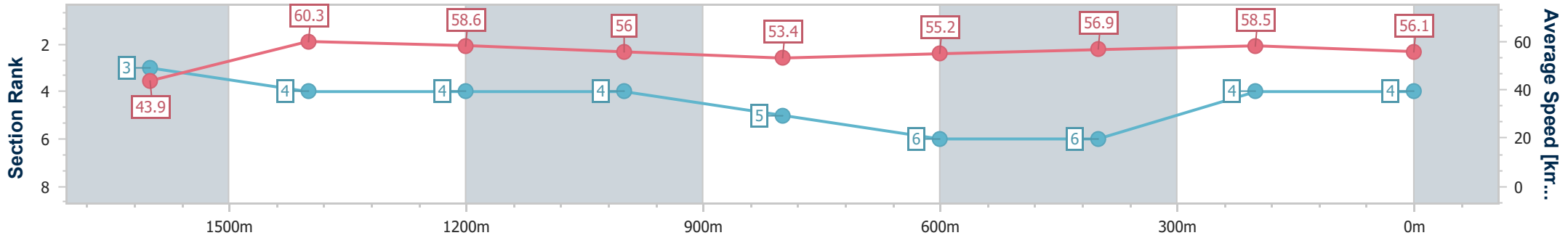


Toowoomba QLD Professional  
 Race 7: WHOLESALE HORSEWEAR HOUSE BENCHMARK 70  
 Handicap - 1890m  
 13 April 2024 - 20:50



Track Rating: Good 4 , Weather: Fine , Rail Position: +5m Entire

Section	Overall	1600m	1400m	1200m	1000m	800m	600m	400m	200m
Section Times	2:05.59 [4] (0:23.56)	1:42.03 [3] (0:11.94)	1:30.09 [4] (0:12.49)	1:17.60 [4] (0:12.87)	1:04.73 [4] (0:13.53)	0:51.20 [5] (0:13.16)	0:38.04 [6] (0:12.79)	0:25.25 [6] (0:12.47)	0:12.78 [4] (0:12.78)
Average Speed [km/h]	43.9	60.3	58.6	56.0	53.4	55.2	56.9	58.5	56.1
Top Speed [km/h]	62.5	61.8	62.1	56.6	56.0	58.7	59.6	60.2	59.6
Avg. Dist. to Rail [m]	4.7	1.3	2.3	2.5	1.6	2.6	2.5	3.4	2.3
Avg. Stride Freq. [Hz]	2.4	2.4	2.4	2.3	2.3	2.3	2.4	2.4	2.4
Avg. Stride Length [m]	5.2	7.1	6.9	6.8	6.5	6.6	6.6	6.7	6.3



- [ ] Ranking at each section and finish
- .-.- No data available at this section
- NA No data available



Horse/Jockey Name	Royal George
Final Rank	5
Fastest Section Time (Section)	0:11.80 (1600m)
Top Speed [km/h] (Section)	63.1 (Overall)
Race State	Finished

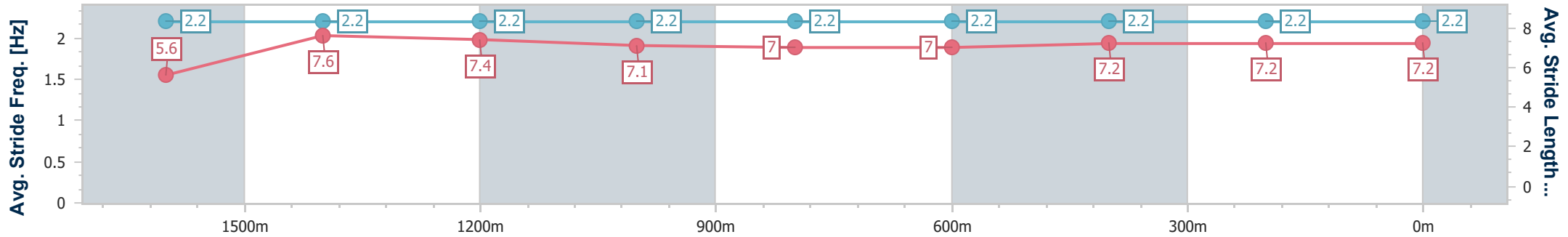
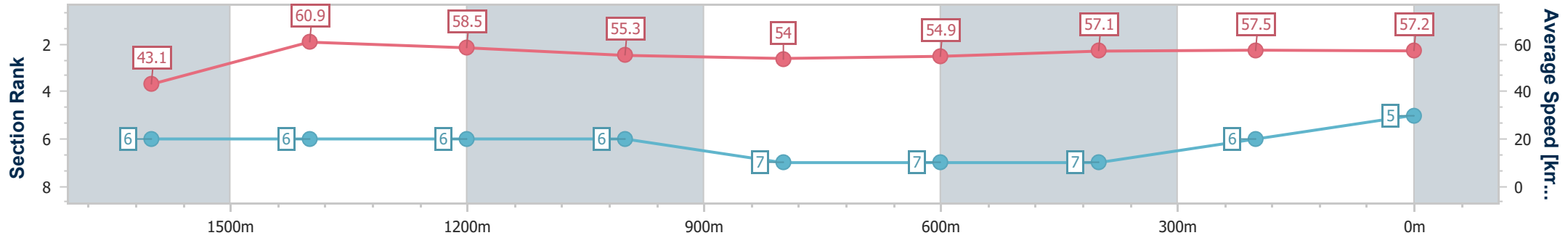


Toowoomba QLD Professional  
 Race 7: WHOLESALE HORSEWEAR HOUSE BENCHMARK 70  
 Handicap - 1890m  
 13 April 2024 - 20:50



Track Rating: Good 4 , Weather: Fine , Rail Position: +5m Entire

Section	Overall	1600m	1400m	1200m	1000m	800m	600m	400m	200m
Section Times	2:05.69 [5] (0:23.98)	1:41.71 [6] (0:11.80)	1:29.91 [6] (0:12.42)	1:17.49 [6] (0:12.99)	1:04.50 [6] (0:13.42)	0:51.08 [7] (0:13.17)	0:37.91 [7] (0:12.70)	0:25.21 [7] (0:12.64)	0:12.57 [6] (0:12.57)
Average Speed [km/h]	43.1	60.9	58.5	55.3	54.0	54.9	57.1	57.5	57.2
Top Speed [km/h]	63.1	61.8	60.2	56.2	55.5	56.9	58.4	58.5	59.1
Avg. Dist. to Rail [m]	5.3	0.4	1.2	0.9	0.5	1.8	1.3	3.2	4.3
Avg. Stride Freq. [Hz]	2.2	2.2	2.2	2.2	2.2	2.2	2.2	2.2	2.2
Avg. Stride Length [m]	5.6	7.6	7.4	7.1	7.0	7.0	7.2	7.2	7.2



- [ ] Ranking at each section and finish
- .-.- No data available at this section
- NA No data available



Horse/Jockey Name	Kneze
Final Rank	6
Fastest Section Time (Section)	0:11.53 (1600m)
Top Speed [km/h] (Section)	64.4 (1600m)
Race State	Finished

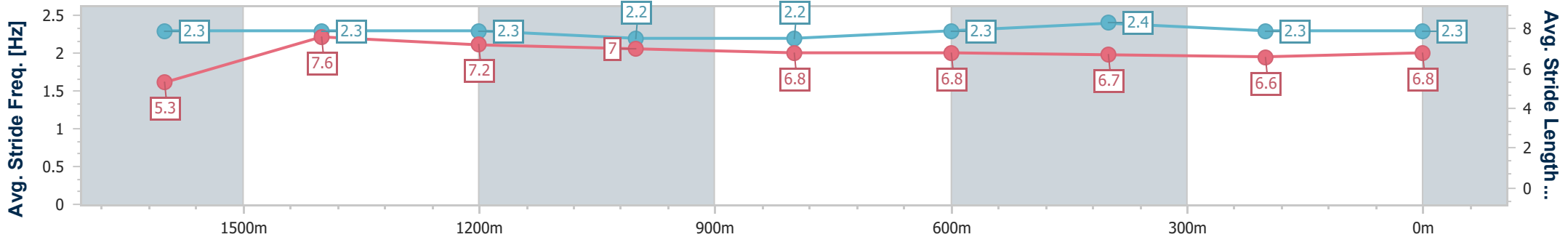
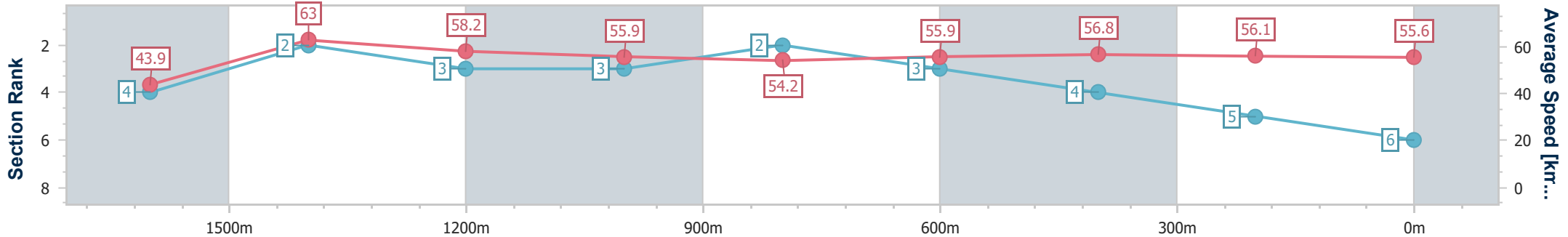


Toowoomba QLD Professional  
 Race 7: WHOLESALE HORSEWEAR HOUSE BENCHMARK 70  
 Handicap - 1890m  
 13 April 2024 - 20:50



Track Rating: Good 4 , Weather: Fine , Rail Position: +5m Entire

Section	Overall	1600m	1400m	1200m	1000m	800m	600m	400m	200m
Section Times	2:05.92 [6] (0:23.74)	1:42.18 [4] (0:11.53)	1:30.65 [2] (0:12.54)	1:18.11 [3] (0:12.92)	1:05.19 [3] (0:13.48)	0:51.71 [2] (0:13.03)	0:38.68 [3] (0:12.79)	0:25.89 [4] (0:12.91)	0:12.98 [5] (0:12.98)
Average Speed [km/h]	43.9	63.0	58.2	55.9	54.2	55.9	56.8	56.1	55.6
Top Speed [km/h]	62.5	64.4	62.3	56.9	55.6	57.8	58.7	56.9	56.8
Avg. Dist. to Rail [m]	3.9	2.0	3.1	3.5	3.3	2.9	2.3	2.0	1.9
Avg. Stride Freq. [Hz]	2.3	2.3	2.3	2.2	2.2	2.3	2.4	2.3	2.3
Avg. Stride Length [m]	5.3	7.6	7.2	7.0	6.8	6.8	6.7	6.6	6.8



- [ ] Ranking at each section and finish
- .-.- No data available at this section
- NA No data available





Horse/Jockey Name	Del Campo
Final Rank	7
Fastest Section Time (Section)	0:11.91 (1600m)
Top Speed [km/h] (Section)	63.2 (1600m)
Race State	Finished

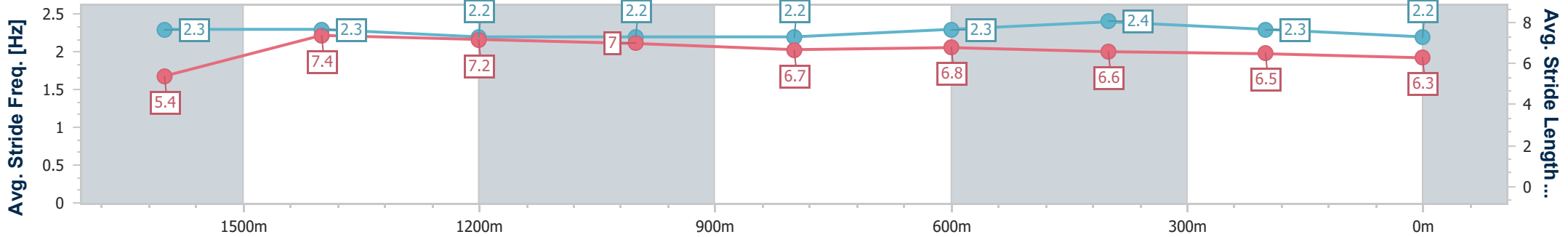
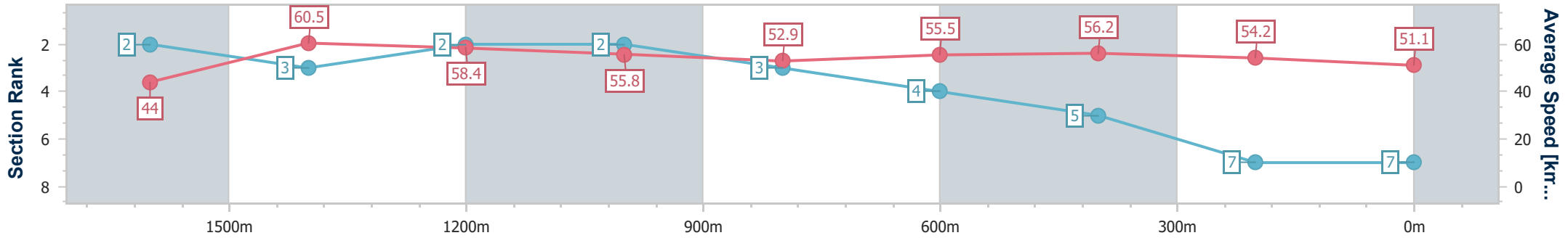


Toowoomba QLD Professional  
 Race 7: WHOLESALE HORSEWEAR HOUSE BENCHMARK 70  
 Handicap - 1890m  
 13 April 2024 - 20:50



Track Rating: Good 4 , Weather: Fine , Rail Position: +5m Entire

Section	Overall	1600m	1400m	1200m	1000m	800m	600m	400m	200m
Section Times	2:07.50 [7] (0:23.44)	1:44.06 [2] (0:11.91)	1:32.15 [3] (0:12.36)	1:19.79 [2] (0:12.89)	1:06.90 [2] (0:13.61)	0:53.29 [3] (0:13.09)	0:40.20 [4] (0:12.85)	0:27.35 [5] (0:13.32)	0:14.03 [7] (0:14.03)
Average Speed [km/h]	44.0	60.5	58.4	55.8	52.9	55.5	56.2	54.2	51.1
Top Speed [km/h]	62.7	63.2	61.7	57.0	55.7	58.6	58.4	55.0	53.8
Avg. Dist. to Rail [m]	4.8	0.4	0.5	0.3	0.5	1.6	1.3	0.4	0.6
Avg. Stride Freq. [Hz]	2.3	2.3	2.2	2.2	2.2	2.3	2.4	2.3	2.2
Avg. Stride Length [m]	5.4	7.4	7.2	7.0	6.7	6.8	6.6	6.5	6.3



- [ ] Ranking at each section and finish
- .-.- No data available at this section
- NA No data available



Horse/Jockey Name	Andai Steppes
Final Rank	8
Fastest Section Time (Section)	0:11.63 (1600m)
Top Speed [km/h] (Section)	62.6 (1600m)
Race State	Finished

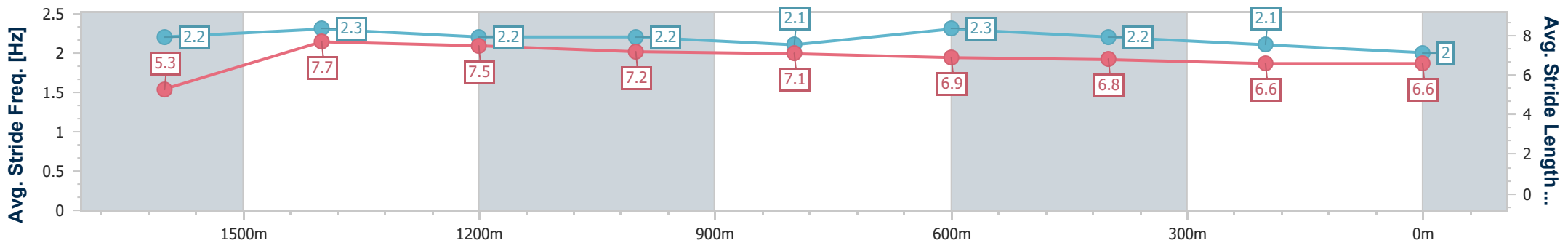
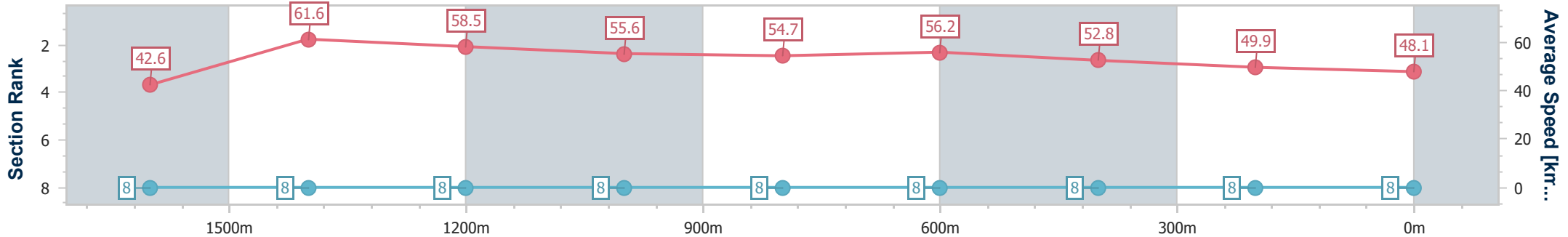


Toowoomba QLD Professional  
 Race 7: WHOLESALE HORSEWEAR HOUSE BENCHMARK 70  
 Handicap - 1890m  
 13 April 2024 - 20:50



Track Rating: Good 4 , Weather: Fine , Rail Position: +5m Entire

Section	Overall	1600m	1400m	1200m	1000m	800m	600m	400m	200m
Section Times	2:11.12 [8] (0:24.52)	1:46.60 [8] (0:11.63)	1:34.97 [8] (0:12.44)	1:22.53 [8] (0:12.97)	1:09.56 [8] (0:13.27)	0:56.29 [8] (0:12.98)	0:43.31 [8] (0:13.85)	0:29.46 [8] (0:14.48)	0:14.98 [8] (0:14.98)
Average Speed [km/h]	42.6	61.6	58.5	55.6	54.7	56.2	52.8	49.9	48.1
Top Speed [km/h]	62.3	62.6	61.1	57.3	55.7	57.3	56.2	50.9	49.3
Avg. Dist. to Rail [m]	5.0	0.6	1.4	2.4	2.7	4.1	2.7	1.9	2.7
Avg. Stride Freq. [Hz]	2.2	2.3	2.2	2.2	2.1	2.3	2.2	2.1	2.0
Avg. Stride Length [m]	5.3	7.7	7.5	7.2	7.1	6.9	6.8	6.6	6.6



- [ ] Ranking at each section and finish
- .-.- No data available at this section
- NA No data available