

Track Rating: Soft 6, Weather: Fine, Rail Position: True

Section		Overall	1400m	1200m	1000m	800m	600m	400m	Last 600m				
Field Times		1:40.69 (0:14.22)	1:26.47 (0:12.20)	1:14.27 (0:13.16)	1:01.11 (0:13.43)	0:47.68 (0:12.81)	0:34.87 (0:11.76)	0:23.11 (0:11.23)	0:34.87				
Rank	TAB Horse/Jockey	Barrier	Top Speed [km/h]	Fastest Section									Distance Travelled [m]
1	4 SHAMUKA James Orman	4	65.4 400m	0:11.22 400m	1:40.69 [1] (0:14.43)	1:26.26 [3] (0:12.30)	1:13.96 [4] (0:13.28)	1:00.68 [4] (0:13.39)	0:47.29 [6] (0:12.61)	0:34.68 [4] (0:11.58)	0:23.10 [2] (0:11.22)	0:34.68	
2	5 THE IRISH Boris Thornton	5	64.6 600m	0:11.43 400m	1:41.16 [2] (0:14.66)	1:26.50 [6] (0:12.20)	1:14.30 [6] (0:13.25)	1:01.05 [5] (0:13.28)	0:47.77 [5] (0:12.76)	0:35.01 [5] (0:11.66)	0:23.35 [3] (0:11.43)	0:35.01	+4
3	1 ALIGN THE PLANETS Cody Collis	1	65.4 400m	0:11.31 400m	1:41.46 [3] (0:15.04)	1:26.42 [9] (0:12.33)	1:14.09 [9] (0:13.30)	1:00.79 [9] (0:13.13)	0:47.66 [9] (0:12.68)	0:34.98 [9] (0:11.75)	0:23.23 [9] (0:11.31)	0:34.98	+7
4	3 IL TORO D'ORO Vlad Duric	3	64.1 400m	0:11.39 400m	1:41.46 [4] (0:14.82)	1:26.64 [7] (0:12.29)	1:14.35 [7] (0:13.27)	1:01.08 [7] (0:13.24)	0:47.84 [7] (0:12.72)	0:35.12 [7] (0:11.85)	0:23.27 [7] (0:11.39)	0:35.12	+9
5	13 HUKA Georgina Cartwright	13	63.9 600m	0:11.66 400m	1:41.78 [5] (0:14.59)	1:27.19 [4] (0:12.12)	1:15.07 [3] (0:13.22)	1:01.85 [3] (0:13.28)	0:48.57 [3] (0:12.74)	0:35.83 [3] (0:11.92)	0:23.91 [4] (0:11.66)	0:35.83	+10
6	11 CAESAR CAKE Robbie Dolan	11	63.4 400m	0:11.61 400m	1:41.85 [6] (0:14.94)	1:26.91 [8] (0:12.18)	1:14.73 [8] (0:13.38)	1:01.35 [8] (0:13.25)	0:48.10 [8] (0:12.65)	0:35.45 [8] (0:11.81)	0:23.64 [8] (0:11.61)	0:35.45	+4
7	9 WHITE CHRISTMAS Damien Thornton	9	64.4 600m	0:11.70 600m	1:42.24 [7] (0:14.22)	1:28.02 [1] (0:12.20)	1:15.82 [1] (0:13.16)	1:02.66 [1] (0:13.43)	0:49.23 [1] (0:12.87)	0:36.36 [2] (0:11.70)	0:24.66 [1] (0:11.75)	0:36.36	+4
8	17 BETTER BE BRIEF Mark Du Plessis	17	62.0 400m	0:11.91 400m	1:43.42 [8] (0:14.60)	1:28.82 [5] (0:12.13)	1:16.69 [5] (0:13.39)	1:03.30 [6] (0:13.25)	0:50.05 [4] (0:12.79)	0:37.26 [6] (0:11.95)	0:25.31 [6] (0:11.91)	0:37.26	+0
9	6 ALMANDEZ Jag Guthmann-Chester	6	61.6 600m	0:12.09 600m	1:43.74 [9] (0:14.31)	1:29.43 [2] (0:12.19)	1:17.24 [2] (0:13.28)	1:03.96 [2] (0:13.28)	0:50.68 [2] (0:12.76)	0:37.92 [1] (0:12.09)	0:25.83 [5] (0:12.09)	0:37.92	+4

Scratched: Bubbles 'N' Speak (#15), She Delivers (#14), Traviata (#16), Glenray's Mate (#2), Benfica Lass (#10), The Merchant (#18), Ride For Luck (#8), I'm Inspired (#7), No Double Dipping (#19), High Curre



Sunshine Coast QLD Professional

Race 1: TAB Maiden Plate - 1600m

14 April 2024 - 13:04



Track Rating: Soft 6, Weather: Fine, Rail Position: True

Section				200m				Last 600m	
Field Times				0:11.88 (0:11.88)				0:34.87	
Rank	TAB	Horse/Jockey	Barrier	Top Speed [km/h]	Fastest Section	Margin			Distance Travelled [m]
1	4	SHAMUKA James Orman	4	65.4 400m	0:11.22 400m	0:11.88 [1] (0:11.88)	1:40.69		0:34.68
2	5	THE IRISH Boris Thornton	5	64.6 600m	0:11.43 400m	0:11.92 [2] (0:11.92)	2.8L		0:35.01 +4
3	1	ALIGN THE PLANETS Cody Collis	1	65.4 400m	0:11.31 400m	0:11.92 [5] (0:11.92)	4.3L		0:34.98 +7
4	3	IL TORO D'ORO Vlad Duric	3	64.1 400m	0:11.39 400m	0:11.88 [6] (0:11.88)	4.4L		0:35.12 +9
5	13	HUKA Georgina Cartwright	13	63.9 600m	0:11.66 400m	0:12.25 [4] (0:12.25)	6.2L		0:35.83 +10
6	11	CAESAR CAKE Robbie Dolan	11	63.4 400m	0:11.61 400m	0:12.03 [7] (0:12.03)	6.5L		0:35.45 +4
7	9	WHITE CHRISTMAS Damien Thornton	9	64.4 600m	0:11.70 600m	0:12.91 [3] (0:12.91)	8.8L		0:36.36 +4
8	17	BETTER BE BRIEF Mark Du Plessis	17	62.0 400m	0:11.91 400m	0:13.40 [9] (0:13.40)	15.6L		0:37.26 +0
9	6	ALMANDEZ Jag Guthmann-Chester	6	61.6 600m	0:12.09 600m	0:13.74 [8] (0:13.74)	17.4L		0:37.92 +4

Scratched: Bubbles 'N' Speak (#15), She Delivers (#14), Traviata (#16), Glenray's Mate (#2), Benfica Lass (#10), The Merchant (#18), Ride For Luck (#8), I'm Inspired (#7), No Double Dipping (#19), High Curre

[] Ranking at each section and finish
 -:-:- No data available at this section
 NA No data available

SCN Saddle cloth number
 DNF Did not finish
 DNT Did not track



Horse/Jockey Name	Shamuka
Final Rank	1
Fastest Section Time (Section)	0:11.22 (400m)
Top Speed [km/h] (Section)	65.4 (400m)
Race State	Finished



Sunshine Coast QLD Professional

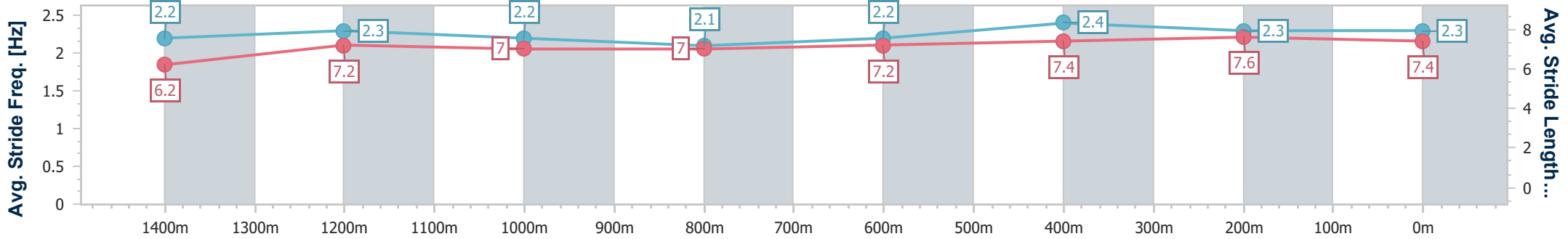
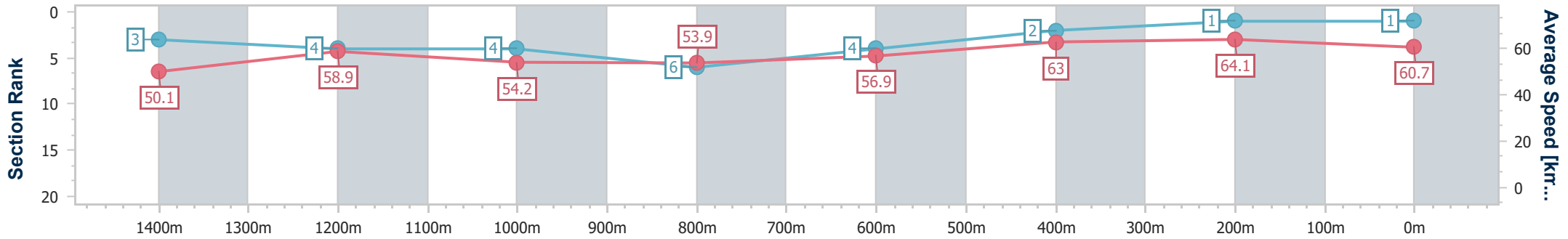
Race 1: TAB Maiden Plate - 1600m

14 April 2024 - 13:04



Track Rating: Soft 6, Weather: Fine, Rail Position: True

Section	Overall	1400m	1200m	1000m	800m	600m	400m	200m
Section Times	1:40.69 [1] (0:14.43)	1:26.26 [3] (0:12.30)	1:13.96 [4] (0:13.28)	1:00.68 [4] (0:13.39)	0:47.29 [6] (0:12.61)	0:34.68 [4] (0:11.58)	0:23.10 [2] (0:11.22)	0:11.88 [1] (0:11.88)
Average Speed [km/h]	50.1	58.9	54.2	53.9	56.9	63.0	64.1	60.7
Top Speed [km/h]	59.8	60.3	56.7	55.3	60.5	63.5	65.4	62.8
Avg. Dist. to Rail [m]	7.6	3.6	1.5	1.0	0.8	2.0	6.2	5.9
Avg. Stride Freq. [Hz]	2.2	2.3	2.2	2.1	2.2	2.4	2.3	2.3
Avg. Stride Length [m]	6.2	7.2	7.0	7.0	7.2	7.4	7.6	7.4



- [] Ranking at each section and finish
- .-.- No data available at this section
- NA No data available



Horse/Jockey Name	The Irish
Final Rank	2
Fastest Section Time (Section)	0:11.43 (400m)
Top Speed [km/h] (Section)	64.6 (600m)
Race State	Finished



Sunshine Coast QLD Professional

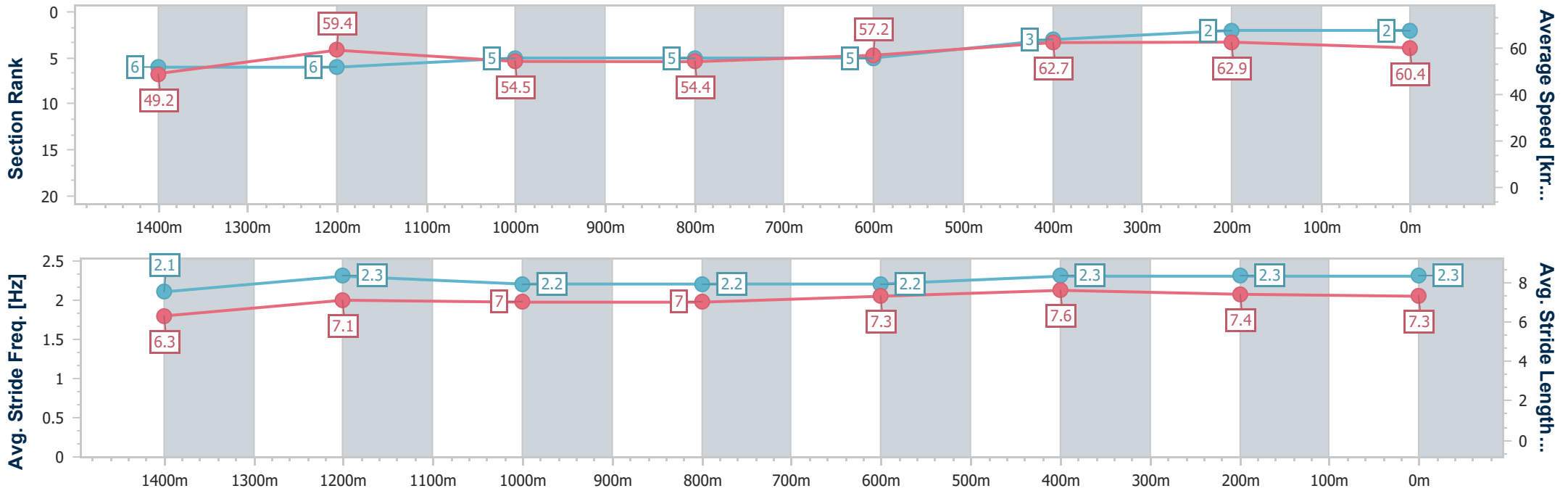
Race 1: TAB Maiden Plate - 1600m

14 April 2024 - 13:04



Track Rating: Soft 6, Weather: Fine, Rail Position: True

Section	Overall	1400m	1200m	1000m	800m	600m	400m	200m
Section Times	1:41.16 [2] (0:14.66)	1:26.50 [6] (0:12.20)	1:14.30 [6] (0:13.25)	1:01.05 [5] (0:13.28)	0:47.77 [5] (0:12.76)	0:35.01 [5] (0:11.66)	0:23.35 [3] (0:11.43)	0:11.92 [2] (0:11.92)
Average Speed [km/h]	49.2	59.4	54.5	54.4	57.2	62.7	62.9	60.4
Top Speed [km/h]	61.0	61.2	56.2	55.3	61.3	64.6	64.4	62.1
Avg. Dist. to Rail [m]	6.5	2.9	2.7	2.4	2.0	2.5	6.3	7.9
Avg. Stride Freq. [Hz]	2.1	2.3	2.2	2.2	2.2	2.3	2.3	2.3
Avg. Stride Length [m]	6.3	7.1	7.0	7.0	7.3	7.6	7.4	7.3



- [] Ranking at each section and finish
- .-.- No data available at this section
- NA No data available



Horse/Jockey Name	Align The Planets
Final Rank	3
Fastest Section Time (Section)	0:11.31 (400m)
Top Speed [km/h] (Section)	65.4 (400m)
Race State	Finished



Sunshine Coast QLD Professional

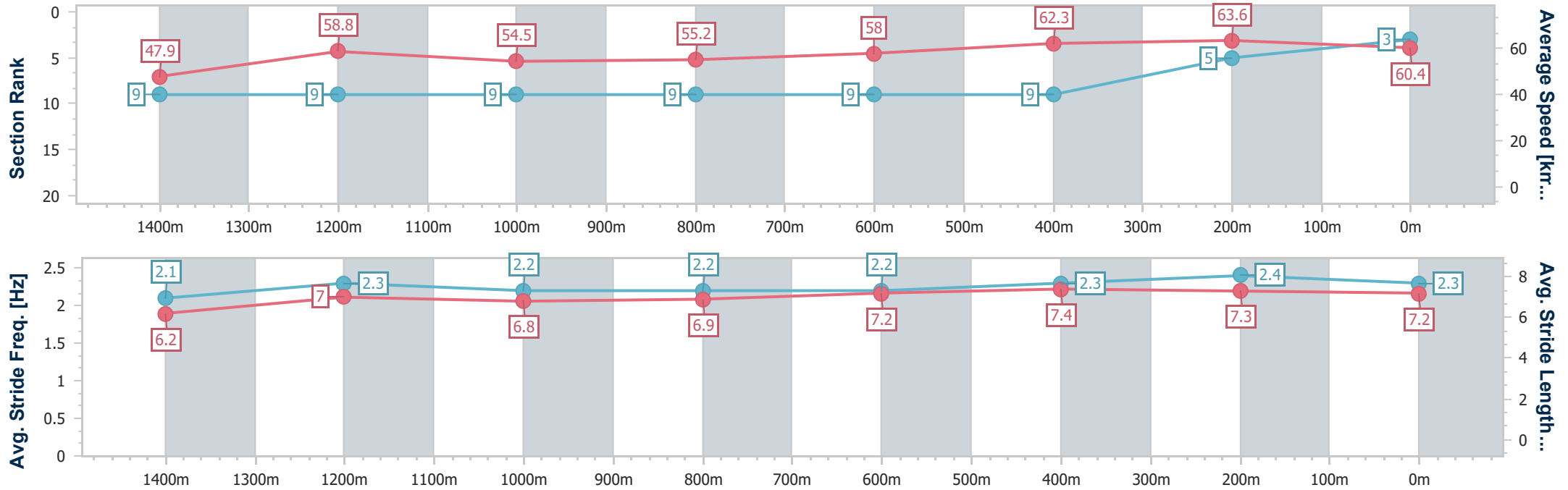
Race 1: TAB Maiden Plate - 1600m

14 April 2024 - 13:04



Track Rating: Soft 6, Weather: Fine, Rail Position: True

Section	Overall	1400m	1200m	1000m	800m	600m	400m	200m
Section Times	1:41.46 [3] (0:15.04)	1:26.42 [9] (0:12.33)	1:14.09 [9] (0:13.30)	1:00.79 [9] (0:13.13)	0:47.66 [9] (0:12.68)	0:34.98 [9] (0:11.75)	0:23.23 [9] (0:11.31)	0:11.92 [5] (0:11.92)
Average Speed [km/h]	47.9	58.8	54.5	55.2	58.0	62.3	63.6	60.4
Top Speed [km/h]	59.0	61.4	59.1	56.8	60.9	64.6	65.4	62.3
Avg. Dist. to Rail [m]	9.2	3.1	3.3	3.1	3.3	3.0	6.8	8.1
Avg. Stride Freq. [Hz]	2.1	2.3	2.2	2.2	2.2	2.3	2.4	2.3
Avg. Stride Length [m]	6.2	7.0	6.8	6.9	7.2	7.4	7.3	7.2



- [] Ranking at each section and finish
- .-.- No data available at this section
- NA No data available



Horse/Jockey Name	Il Toro D'oro
Final Rank	4
Fastest Section Time (Section)	0:11.39 (400m)
Top Speed [km/h] (Section)	64.1 (400m)
Race State	Finished



Sunshine Coast QLD Professional

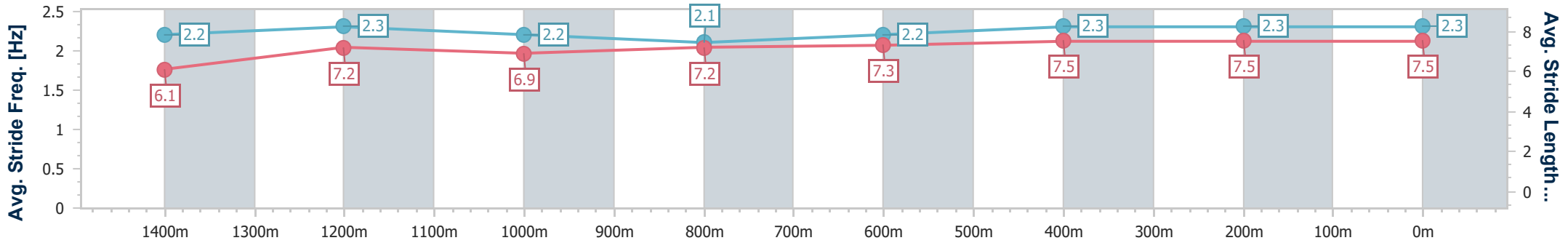
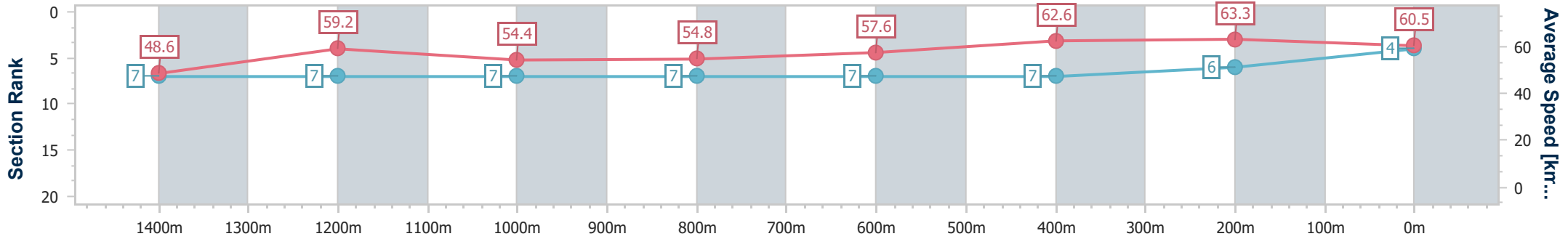
Race 1: TAB Maiden Plate - 1600m

14 April 2024 - 13:04



Track Rating: Soft 6, Weather: Fine, Rail Position: True

Section	Overall	1400m	1200m	1000m	800m	600m	400m	200m
Section Times	1:41.46 [4] (0:14.82)	1:26.64 [7] (0:12.29)	1:14.35 [7] (0:13.27)	1:01.08 [7] (0:13.24)	0:47.84 [7] (0:12.72)	0:35.12 [7] (0:11.85)	0:23.27 [7] (0:11.39)	0:11.88 [6] (0:11.88)
Average Speed [km/h]	48.6	59.2	54.4	54.8	57.6	62.6	63.3	60.5
Top Speed [km/h]	58.9	60.8	57.4	55.8	61.1	63.8	64.1	62.3
Avg. Dist. to Rail [m]	8.2	3.5	3.5	3.3	3.1	4.8	9.2	11.2
Avg. Stride Freq. [Hz]	2.2	2.3	2.2	2.1	2.2	2.3	2.3	2.3
Avg. Stride Length [m]	6.1	7.2	6.9	7.2	7.3	7.5	7.5	7.5



- [] Ranking at each section and finish
- .-.- No data available at this section
- NA No data available



Horse/Jockey Name	Huka
Final Rank	5
Fastest Section Time (Section)	0:11.66 (400m)
Top Speed [km/h] (Section)	63.9 (600m)
Race State	Finished



Sunshine Coast QLD Professional

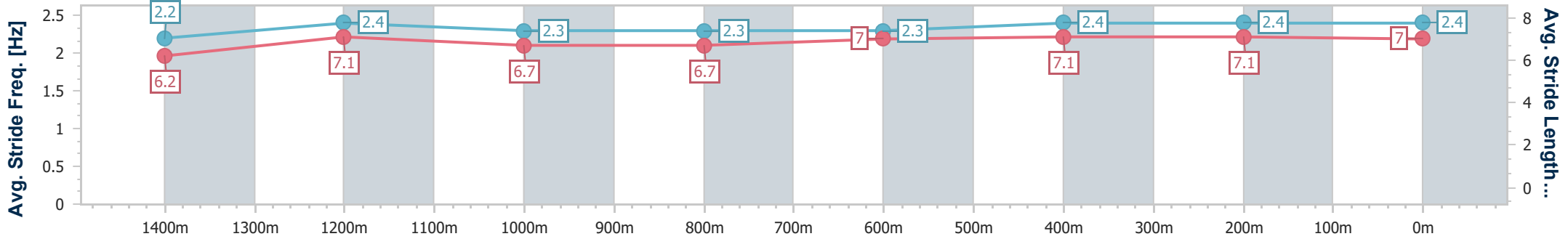
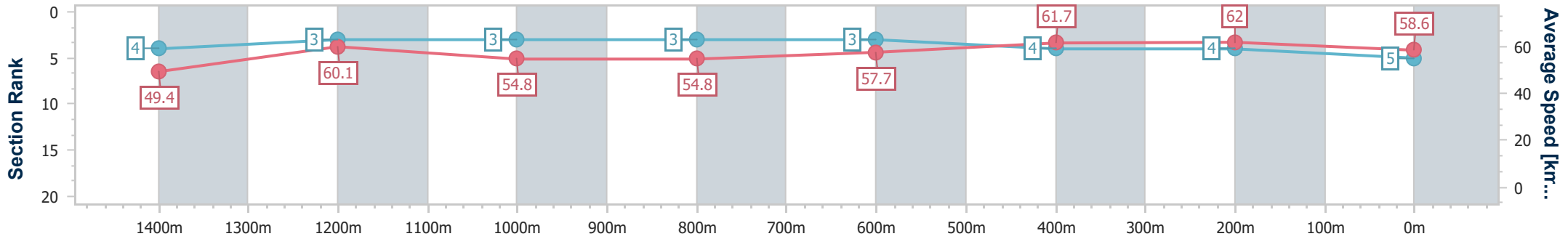
Race 1: TAB Maiden Plate - 1600m

14 April 2024 - 13:04



Track Rating: Soft 6, Weather: Fine, Rail Position: True

Section	Overall	1400m	1200m	1000m	800m	600m	400m	200m
Section Times	1:41.78 [5] (0:14.59)	1:27.19 [4] (0:12.12)	1:15.07 [3] (0:13.22)	1:01.85 [3] (0:13.28)	0:48.57 [3] (0:12.74)	0:35.83 [3] (0:11.92)	0:23.91 [4] (0:11.66)	0:12.25 [4]
Average Speed [km/h]	49.4	60.1	54.8	54.8	57.7	61.7	62.0	58.6
Top Speed [km/h]	59.7	61.8	57.6	55.5	60.8	63.9	63.3	61.2
Avg. Dist. to Rail [m]	10.5	4.9	4.8	4.2	3.6	3.9	6.3	5.4
Avg. Stride Freq. [Hz]	2.2	2.4	2.3	2.3	2.3	2.4	2.4	2.4
Avg. Stride Length [m]	6.2	7.1	6.7	6.7	7.0	7.1	7.1	7.0



- [] Ranking at each section and finish
- .-.-.- No data available at this section
- NA No data available



Horse/Jockey Name	Caesar Cake
Final Rank	6
Fastest Section Time (Section)	0:11.61 (400m)
Top Speed [km/h] (Section)	63.4 (400m)
Race State	Finished



Sunshine Coast QLD Professional

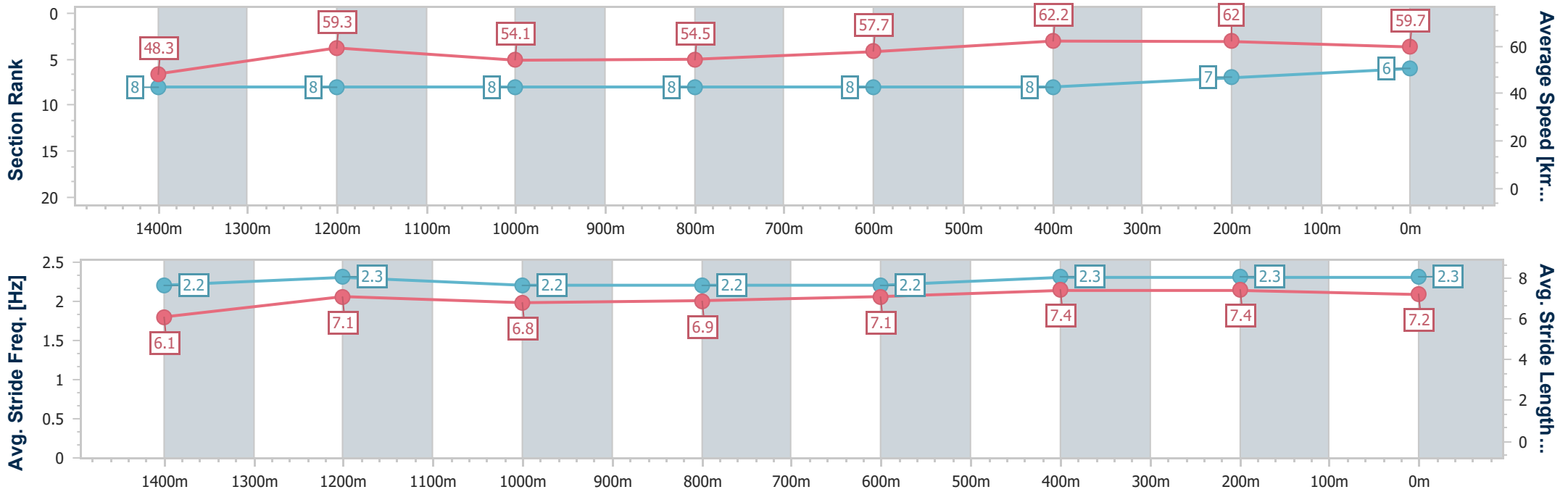
Race 1: TAB Maiden Plate - 1600m

14 April 2024 - 13:04



Track Rating: Soft 6, Weather: Fine, Rail Position: True

Section	Overall	1400m	1200m	1000m	800m	600m	400m	200m
Section Times	1:41.85 [6] (0:14.94)	1:26.91 [8] (0:12.18)	1:14.73 [8] (0:13.38)	1:01.35 [8] (0:13.25)	0:48.10 [8] (0:12.65)	0:35.45 [8] (0:11.81)	0:23.64 [8] (0:11.61)	0:12.03 [7] (0:12.03)
Average Speed [km/h]	48.3	59.3	54.1	54.5	57.7	62.2	62.0	59.7
Top Speed [km/h]	59.4	60.6	58.1	56.2	60.4	62.7	63.4	61.1
Avg. Dist. to Rail [m]	8.2	2.6	2.6	2.3	2.3	2.9	6.1	7.5
Avg. Stride Freq. [Hz]	2.2	2.3	2.2	2.2	2.2	2.3	2.3	2.3
Avg. Stride Length [m]	6.1	7.1	6.8	6.9	7.1	7.4	7.4	7.2



- [] Ranking at each section and finish
- .-.- No data available at this section
- NA No data available



Horse/Jockey Name	White Christmas
Final Rank	7
Fastest Section Time (Section)	0:11.70 (600m)
Top Speed [km/h] (Section)	64.4 (600m)
Race State	Finished



Sunshine Coast QLD Professional

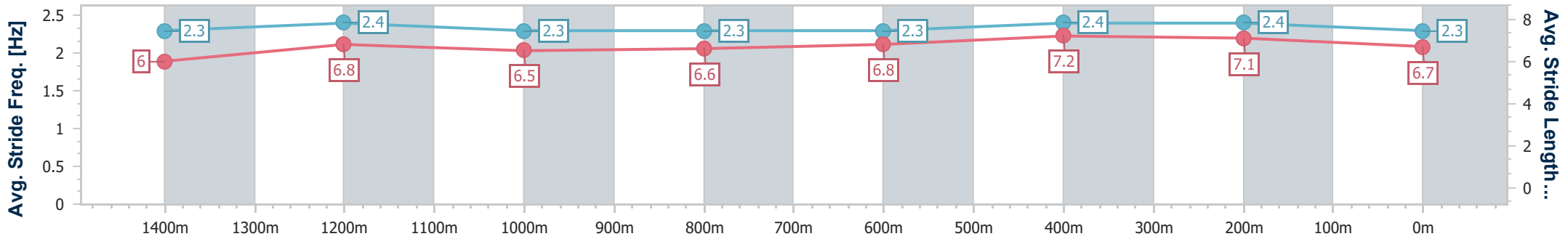
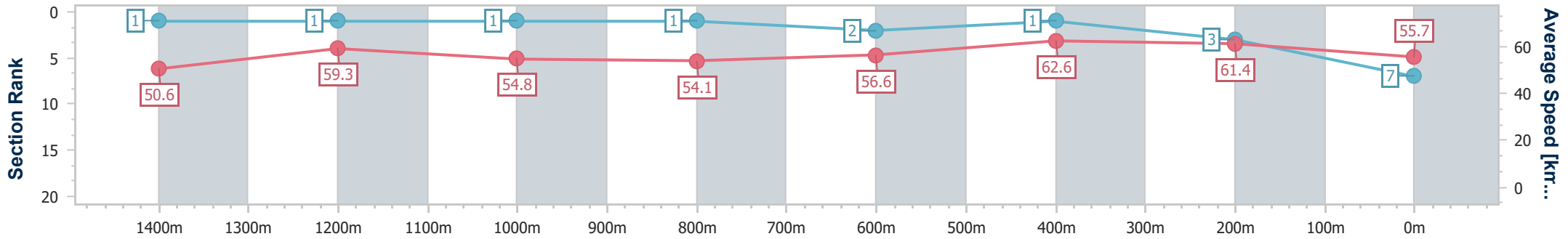
Race 1: TAB Maiden Plate - 1600m

14 April 2024 - 13:04

Track Rating: Soft 6, Weather: Fine, Rail Position: True



Section	Overall	1400m	1200m	1000m	800m	600m	400m	200m
Section Times	1:42.24 [7] (0:14.22)	1:28.02 [1] (0:12.20)	1:15.82 [1] (0:13.16)	1:02.66 [1] (0:13.43)	0:49.23 [1] (0:12.87)	0:36.36 [2] (0:11.70)	0:24.66 [1] (0:11.75)	0:12.91 [3] (0:12.91)
Average Speed [km/h]	50.6	59.3	54.8	54.1	56.6	62.6	61.4	55.7
Top Speed [km/h]	60.4	60.6	56.5	54.5	59.4	64.4	63.3	59.4
Avg. Dist. to Rail [m]	5.8	2.0	2.2	2.7	2.1	2.8	6.0	8.6
Avg. Stride Freq. [Hz]	2.3	2.4	2.3	2.3	2.3	2.4	2.4	2.3
Avg. Stride Length [m]	6.0	6.8	6.5	6.6	6.8	7.2	7.1	6.7



- [] Ranking at each section and finish
- .-.- No data available at this section
- NA No data available



Horse/Jockey Name	Better Be Brief
Final Rank	8
Fastest Section Time (Section)	0:11.91 (400m)
Top Speed [km/h] (Section)	62.0 (400m)
Race State	Finished



Sunshine Coast QLD Professional

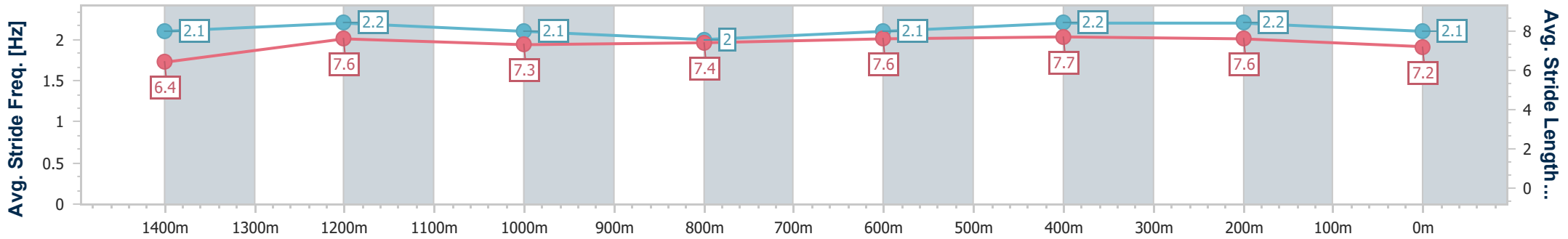
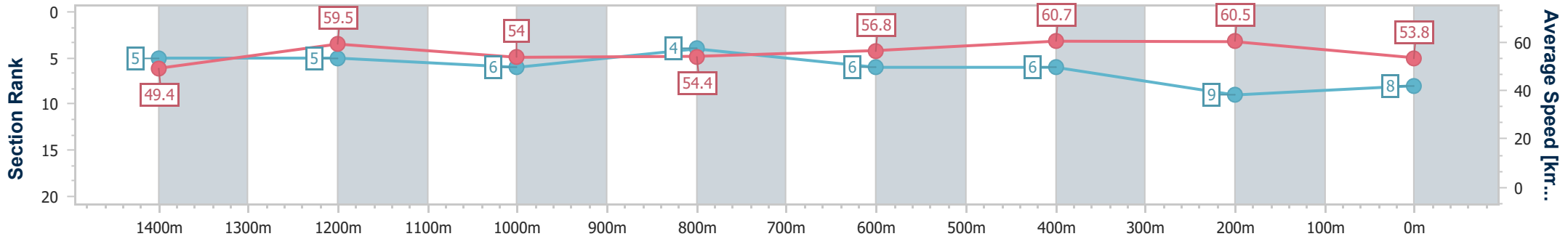
Race 1: TAB Maiden Plate - 1600m

14 April 2024 - 13:04



Track Rating: Soft 6, Weather: Fine, Rail Position: True

Section	Overall	1400m	1200m	1000m	800m	600m	400m	200m
Section Times	1:43.42 [8] (0:14.60)	1:28.82 [5] (0:12.13)	1:16.69 [5] (0:13.39)	1:03.30 [6] (0:13.25)	0:50.05 [4] (0:12.79)	0:37.26 [6] (0:11.95)	0:25.31 [6] (0:11.91)	0:13.40 [9] (0:13.40)
Average Speed [km/h]	49.4	59.5	54.0	54.4	56.8	60.7	60.5	53.8
Top Speed [km/h]	58.8	60.7	56.1	55.5	60.2	61.5	62.0	58.6
Avg. Dist. to Rail [m]	4.2	1.6	1.7	1.4	1.2	1.6	3.0	4.7
Avg. Stride Freq. [Hz]	2.1	2.2	2.1	2.0	2.1	2.2	2.2	2.1
Avg. Stride Length [m]	6.4	7.6	7.3	7.4	7.6	7.7	7.6	7.2



- [] Ranking at each section and finish
- .-.- No data available at this section
- NA No data available



Horse/Jockey Name	Almandez
Final Rank	9
Fastest Section Time (Section)	0:12.09 (600m)
Top Speed [km/h] (Section)	61.6 (600m)
Race State	Finished



Sunshine Coast QLD Professional

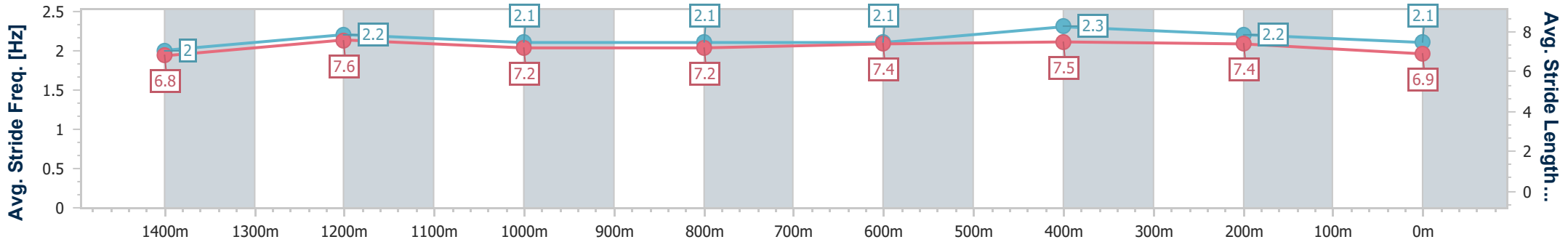
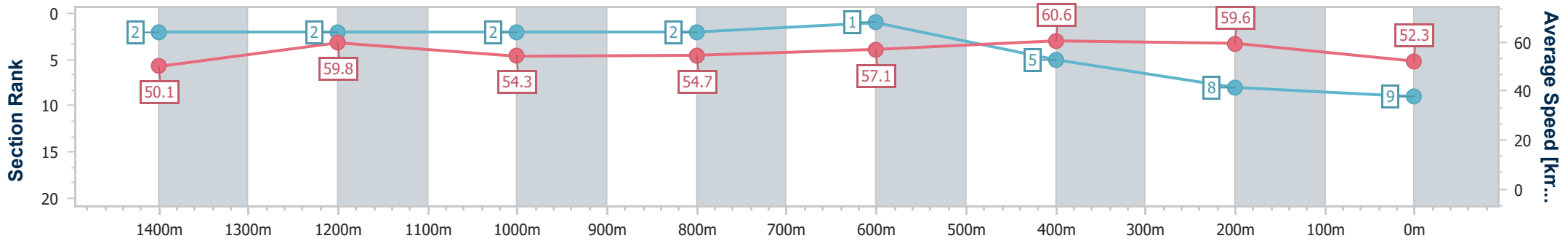
Race 1: TAB Maiden Plate - 1600m

14 April 2024 - 13:04

Track Rating: Soft 6, Weather: Fine, Rail Position: True



Section	Overall	1400m	1200m	1000m	800m	600m	400m	200m
Section Times	1:43.74 [9] (0:14.31)	1:29.43 [2] (0:12.19)	1:17.24 [2] (0:13.28)	1:03.96 [2] (0:13.28)	0:50.68 [2] (0:12.76)	0:37.92 [1] (0:12.09)	0:25.83 [5] (0:12.09)	0:13.74 [8] (0:13.74)
Average Speed [km/h]	50.1	59.8	54.3	54.7	57.1	60.6	59.6	52.3
Top Speed [km/h]	60.7	61.1	56.6	56.4	59.7	61.6	61.3	57.7
Avg. Dist. to Rail [m]	8.2	4.3	3.4	3.4	1.6	2.8	7.6	7.8
Avg. Stride Freq. [Hz]	2.0	2.2	2.1	2.1	2.1	2.3	2.2	2.1
Avg. Stride Length [m]	6.8	7.6	7.2	7.2	7.4	7.5	7.4	6.9



- [] Ranking at each section and finish
- .-.- No data available at this section
- NA No data available



Sunshine Coast QLD Professional
Race 2: HAYMANS ELECTRICAL, DATA & AIRCON - CALOUNDRRA Class
1 Handicap - 1200m
14 April 2024 - 13:41



Track Rating: Soft 6, Weather: Fine, Rail Position: True

Section		Overall	1000m	800m	600m	400m	200m	Last 600m						
Field Times		1:12.40 (0:13.49)	0:58.91 (0:11.46)	0:47.45 (0:11.96)	0:35.49 (0:11.99)	0:23.50 (0:11.47)	0:12.03 (0:12.03)	0:35.49						
Rank	TAB Horse/Jockey	Barrier	Top Speed [km/h]	Fastest Section										
													Margin	Distance Travelled [m]
1	4 ELLIBABY Ryan Maloney	4	66.4	0:11.39	1:12.40 [1] (0:13.58)	0:58.82 [2] (0:11.39)	0:47.43 [2] (0:11.94)	0:35.49 [1] (0:11.99)	0:23.50 [2] (0:11.47)	0:12.03 [1] (0:12.03)	1:12.40	0:35.49		
2	1 LOOSE UNIT Cody Collis	1	64.4	0:11.30	1:12.44 [2] (0:13.73)	0:58.71 [3] (0:11.60)	0:47.11 [3] (0:11.89)	0:35.22 [3] (0:12.00)	0:23.22 [6] (0:11.30)	0:11.92 [2] (0:11.92)	0.2L	0:35.22	-2	
3	8 TORQUE ABOUT MAGIC Robbie Dolan	8	66.1	0:11.31	1:12.96 [3] (0:13.97)	0:58.99 [4] (0:11.52)	0:47.47 [4] (0:11.89)	0:35.58 [5] (0:11.83)	0:23.75 [5] (0:11.31)	0:12.44 [3] (0:12.44)	3.2L	0:35.58	-3	
4	11 CLAUDIUS Wendy Peel	11	64.6	0:11.45	1:13.03 [4] (0:14.15)	0:58.88 [7] (0:11.56)	0:47.32 [7] (0:11.57)	0:35.75 [4] (0:11.89)	0:23.86 [3] (0:11.45)	0:12.41 [5] (0:12.41)	3.5L	0:35.75	+4	
5	5 FINAL SELECTION James Orman	5	64.9	0:11.49	1:13.26 [5] (0:14.31)	0:58.95 [9] (0:11.76)	0:47.19 [9] (0:11.49)	0:35.70 [8] (0:11.75)	0:23.95 [8] (0:11.54)	0:12.41 [6] (0:12.41)	4.8L	0:35.70	-2	
6	9 JUST LOOKING Karl Zechner	9	64.8	0:11.41	1:13.35 [6] (0:13.97)	0:59.38 [5] (0:11.61)	0:47.77 [5] (0:11.82)	0:35.95 [6] (0:11.79)	0:24.16 [4] (0:11.41)	0:12.75 [4] (0:12.75)	5.2L	0:35.95	-2	
7	10 WHO INVITED HER Jake Bayliss	10	64.7	0:11.36	1:13.49 [7] (0:14.20)	0:59.29 [8] (0:11.75)	0:47.54 [8] (0:11.64)	0:35.90 [9] (0:12.00)	0:23.90 [9] (0:11.36)	0:12.54 [7] (0:12.54)	6L	0:35.90	-3	
8	7 CANNON HILL Georgina Cartwright	7	63.4	0:11.66	1:13.76 [8] (0:14.03)	0:59.73 [6] (0:11.66)	0:48.07 [6] (0:11.76)	0:36.31 [7] (0:11.79)	0:24.52 [7] (0:11.74)	0:12.78 [9] (0:12.78)	7.5L	0:36.31	-2	
9	6 SHEZA MARVEL Damien Thornton	6	65.0	0:11.46	1:15.22 [9] (0:13.49)	1:01.73 [1] (0:11.46)	0:50.27 [1] (0:12.04)	0:38.23 [2] (0:11.91)	0:26.32 [1] (0:12.05)	0:14.27 [8] (0:14.27)	16L	0:38.23	-1	

Scratched: Zelgaria (#2), Dayu (#3)

[] Ranking at each section and finish
 -:-:- No data available at this section
 NA No data available
 SCN Saddle cloth number
 DNF Did not finish
 DNT Did not track



Horse/Jockey Name	Ellibaby
Final Rank	1
Fastest Section Time (Section)	0:11.39 (1000m)
Top Speed [km/h] (Section)	66.4 (Overall)
Race State	Finished



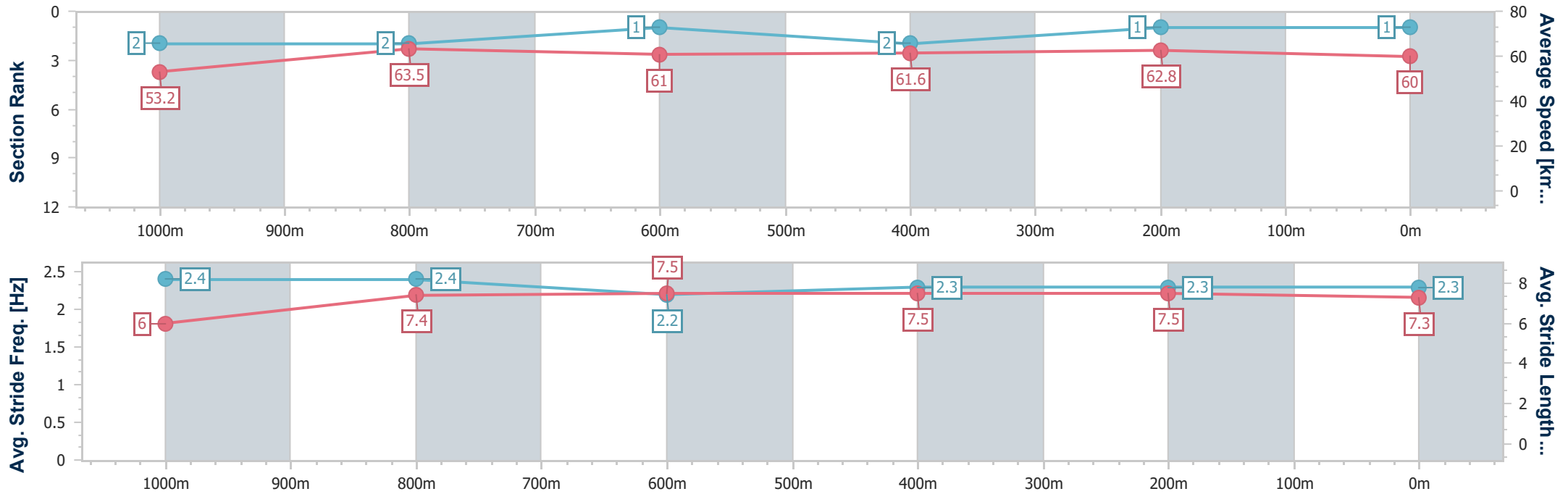
Sunshine Coast QLD Professional
 Race 2: HAYMANS ELECTRICAL, DATA & AIRCON -
 CALOUNDRA Class 1 Handicap - 1200m



14 April 2024 - 13:41

Track Rating: Soft 6, Weather: Fine, Rail Position: True

Section	Overall	1000m	800m	600m	400m	200m
Section Times	1:12.40 [1] (0:13.58)	0:58.82 [2] (0:11.39)	0:47.43 [2] (0:11.94)	0:35.49 [1] (0:11.99)	0:23.50 [2] (0:11.47)	0:12.03 [1] (0:12.03)
Average Speed [km/h]	53.2	63.5	61.0	61.6	62.8	60.0
Top Speed [km/h]	66.4	65.5	62.0	62.6	63.6	62.6
Avg. Dist. to Rail [m]	8.4	4.0	1.8	4.2	8.1	6.2
Avg. Stride Freq. [Hz]	2.4	2.4	2.2	2.3	2.3	2.3
Avg. Stride Length [m]	6.0	7.4	7.5	7.5	7.5	7.3



- [] Ranking at each section and finish
- .-.- No data available at this section
- NA No data available



Horse/Jockey Name	Loose Unit
Final Rank	2
Fastest Section Time (Section)	0:11.30 (400m)
Top Speed [km/h] (Section)	64.4 (400m)
Race State	Finished



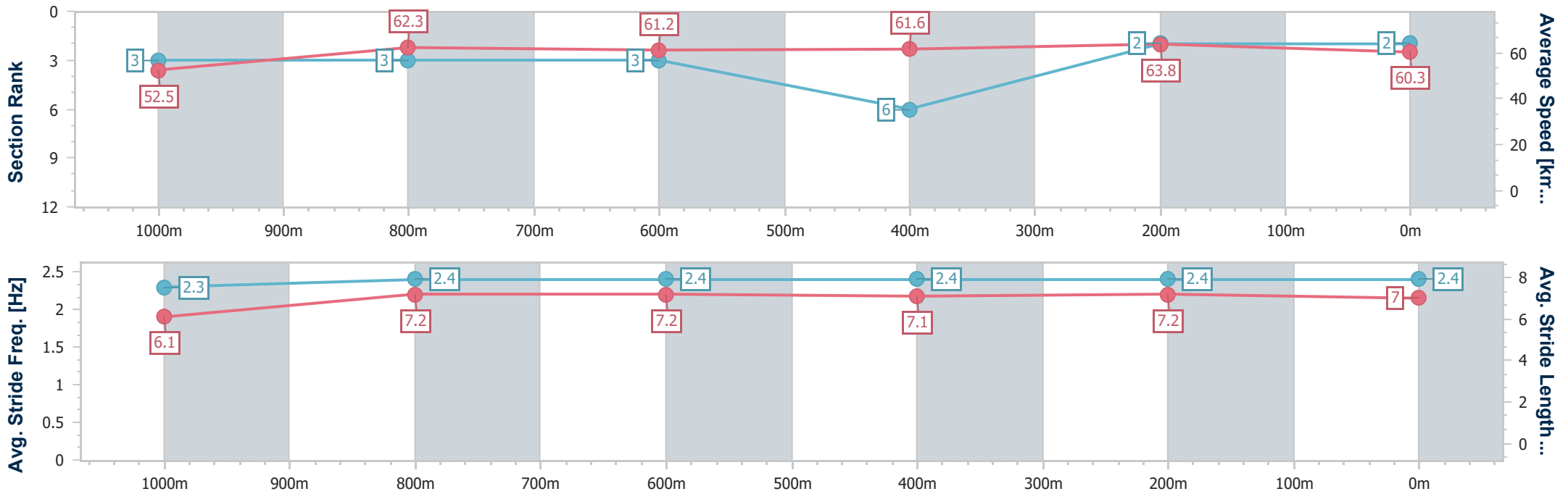
Sunshine Coast QLD Professional
 Race 2: HAYMANS ELECTRICAL, DATA & AIRCON -
 CALOUNDRA Class 1 Handicap - 1200m



14 April 2024 - 13:41

Track Rating: Soft 6, Weather: Fine, Rail Position: True

Section	Overall	1000m	800m	600m	400m	200m
Section Times	1:12.44 [2] (0:13.73)	0:58.71 [3] (0:11.60)	0:47.11 [3] (0:11.89)	0:35.22 [3] (0:12.00)	0:23.22 [6] (0:11.30)	0:11.92 [2] (0:11.92)
Average Speed [km/h]	52.5	62.3	61.2	61.6	63.8	60.3
Top Speed [km/h]	63.7	63.1	62.6	63.6	64.4	64.3
Avg. Dist. to Rail [m]	7.1	2.8	1.4	4.4	7.8	6.6
Avg. Stride Freq. [Hz]	2.3	2.4	2.4	2.4	2.4	2.4
Avg. Stride Length [m]	6.1	7.2	7.2	7.1	7.2	7.0



- [] Ranking at each section and finish
- .-.- No data available at this section
- NA No data available



Horse/Jockey Name	Torque About Magic
Final Rank	3
Fastest Section Time (Section)	0:11.31 (400m)
Top Speed [km/h] (Section)	66.1 (1000m)
Race State	Finished



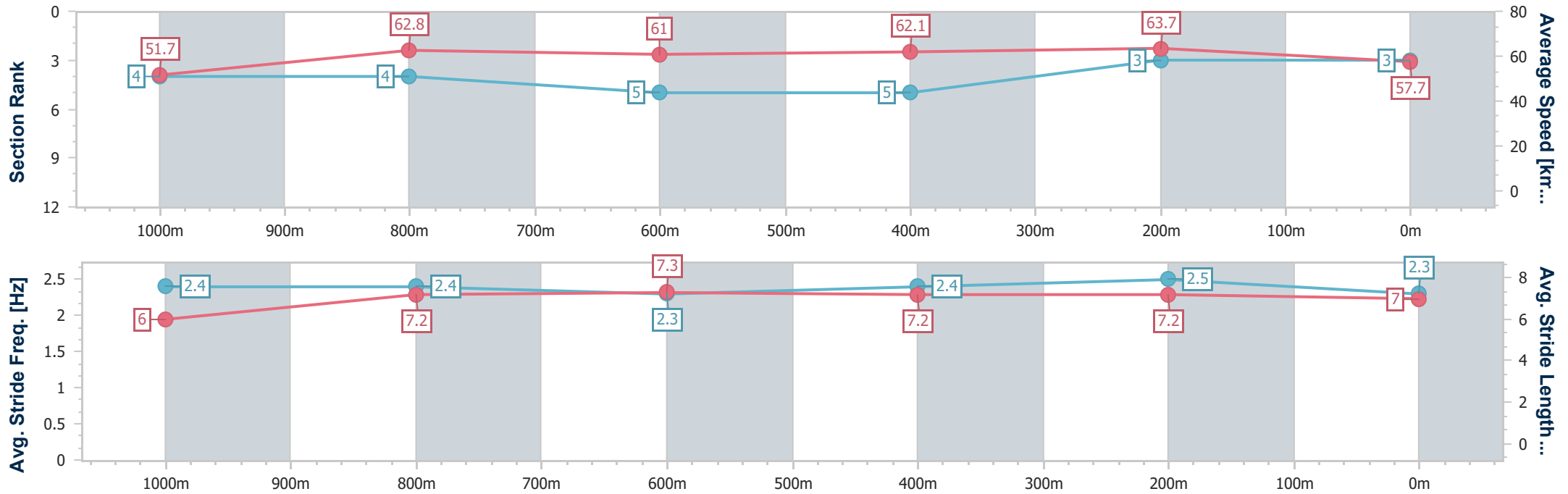
Sunshine Coast QLD Professional
 Race 2: HAYMANS ELECTRICAL, DATA & AIRCON -
 CALOUNDRA Class 1 Handicap - 1200m



14 April 2024 - 13:41

Track Rating: Soft 6, Weather: Fine, Rail Position: True

Section	Overall	1000m	800m	600m	400m	200m
Section Times	1:12.96 [3] (0:13.97)	0:58.99 [4] (0:11.52)	0:47.47 [4] (0:11.89)	0:35.58 [5] (0:11.83)	0:23.75 [5] (0:11.31)	0:12.44 [3] (0:12.44)
Average Speed [km/h]	51.7	62.8	61.0	62.1	63.7	57.7
Top Speed [km/h]	63.9	66.1	62.3	64.1	65.2	62.1
Avg. Dist. to Rail [m]	4.9	2.2	1.5	3.7	7.9	6.2
Avg. Stride Freq. [Hz]	2.4	2.4	2.3	2.4	2.5	2.3
Avg. Stride Length [m]	6.0	7.2	7.3	7.2	7.2	7.0



- [] Ranking at each section and finish
- .-.- No data available at this section
- NA No data available



Horse/Jockey Name	Claudius
Final Rank	4
Fastest Section Time (Section)	0:11.45 (400m)
Top Speed [km/h] (Section)	64.6 (400m)
Race State	Finished



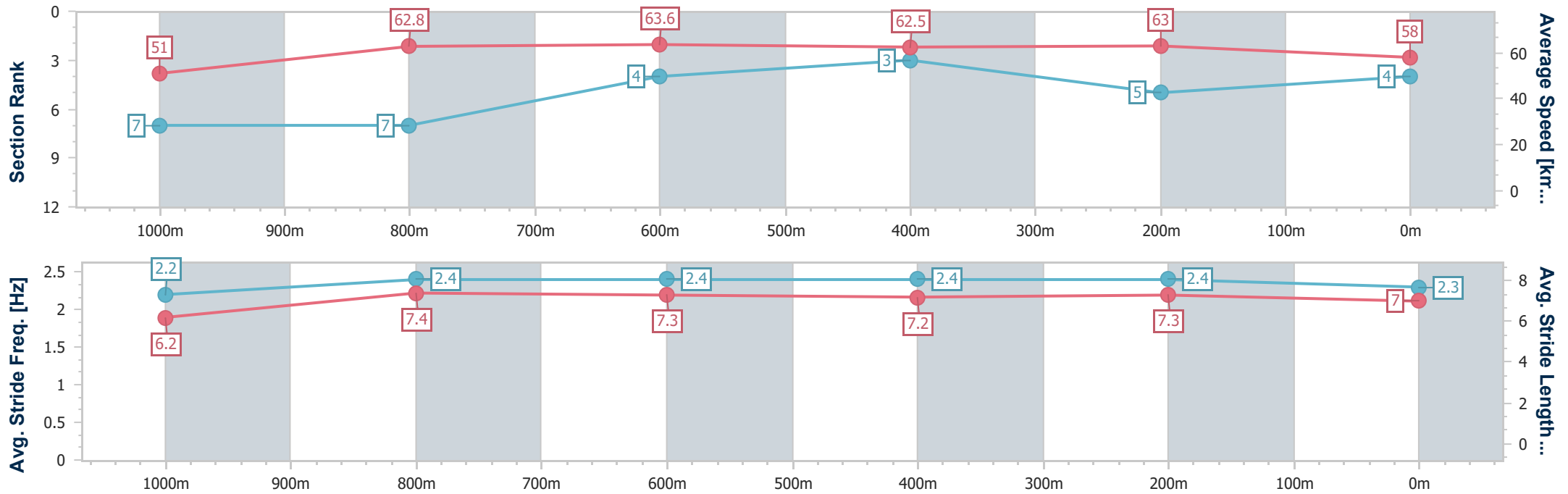
Sunshine Coast QLD Professional
 Race 2: HAYMANS ELECTRICAL, DATA & AIRCON -
 CALOUNDRA Class 1 Handicap - 1200m



14 April 2024 - 13:41

Track Rating: Soft 6, Weather: Fine, Rail Position: True

Section	Overall	1000m	800m	600m	400m	200m
Section Times	1:13.03 [4] (0:14.15)	0:58.88 [7] (0:11.56)	0:47.32 [7] (0:11.57)	0:35.75 [4] (0:11.89)	0:23.86 [3] (0:11.45)	0:12.41 [5] (0:12.41)
Average Speed [km/h]	51.0	62.8	63.6	62.5	63.0	58.0
Top Speed [km/h]	63.8	63.8	64.5	63.8	64.6	60.8
Avg. Dist. to Rail [m]	9.2	4.4	3.7	5.4	9.3	7.7
Avg. Stride Freq. [Hz]	2.2	2.4	2.4	2.4	2.4	2.3
Avg. Stride Length [m]	6.2	7.4	7.3	7.2	7.3	7.0



- [] Ranking at each section and finish
- .-.- No data available at this section
- NA No data available



Horse/Jockey Name	Final Selection
Final Rank	5
Fastest Section Time (Section)	0:11.49 (800m)
Top Speed [km/h] (Section)	64.9 (800m)
Race State	Finished



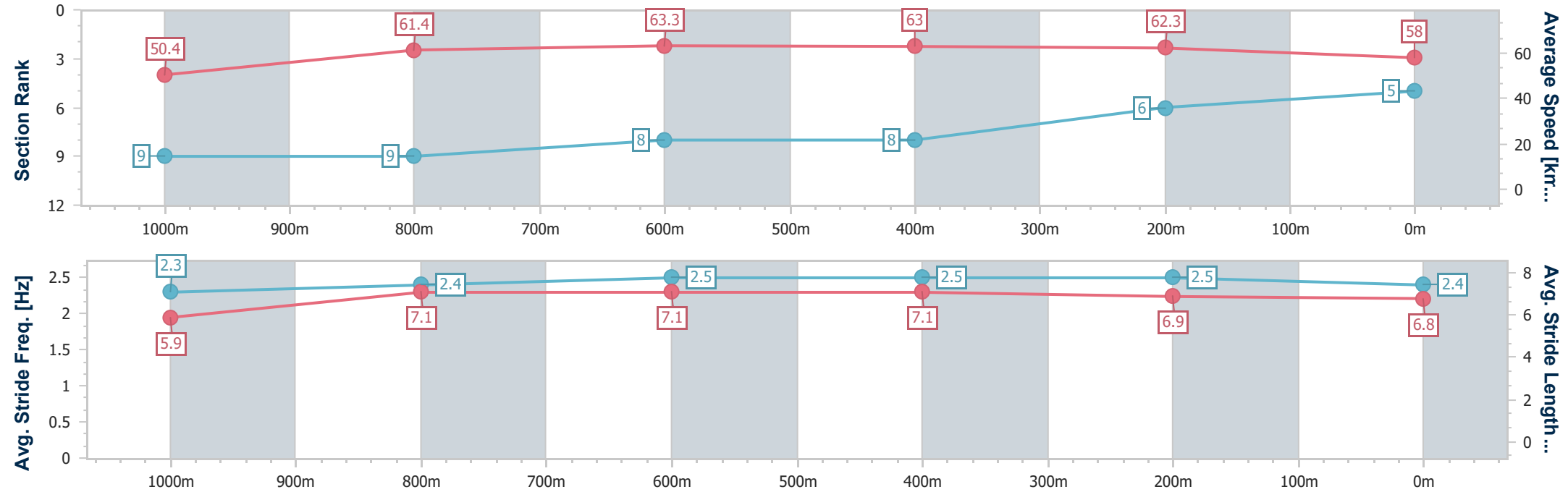
Sunshine Coast QLD Professional
 Race 2: HAYMANS ELECTRICAL, DATA & AIRCON -
 CALOUNDRA Class 1 Handicap - 1200m



14 April 2024 - 13:41

Track Rating: Soft 6, Weather: Fine, Rail Position: True

Section	Overall	1000m	800m	600m	400m	200m
Section Times	1:13.26 [5] (0:14.31)	0:58.95 [9] (0:11.76)	0:47.19 [9] (0:11.49)	0:35.70 [8] (0:11.75)	0:23.95 [8] (0:11.54)	0:12.41 [6] (0:12.41)
Average Speed [km/h]	50.4	61.4	63.3	63.0	62.3	58.0
Top Speed [km/h]	64.0	63.9	64.9	64.8	63.9	60.7
Avg. Dist. to Rail [m]	4.5	1.9	1.5	4.8	10.2	10.1
Avg. Stride Freq. [Hz]	2.3	2.4	2.5	2.5	2.5	2.4
Avg. Stride Length [m]	5.9	7.1	7.1	7.1	6.9	6.8



- [] Ranking at each section and finish
- .-.- No data available at this section
- NA No data available



Horse/Jockey Name	Just Looking
Final Rank	6
Fastest Section Time (Section)	0:11.41 (400m)
Top Speed [km/h] (Section)	64.8 (400m)
Race State	Finished



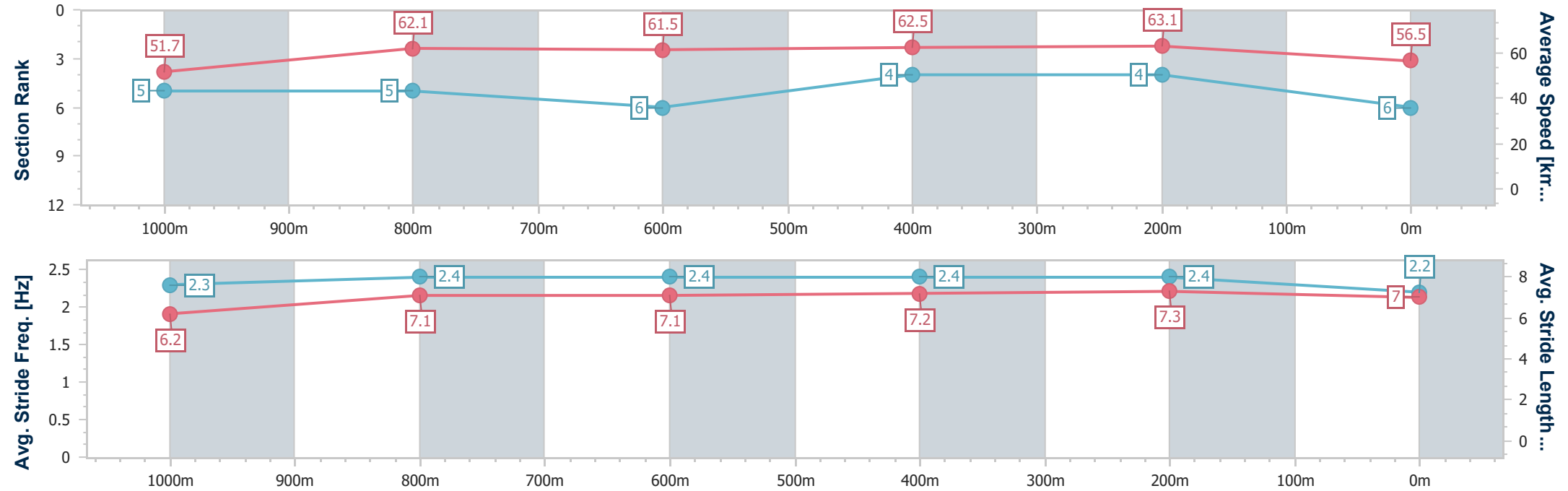
Sunshine Coast QLD Professional
 Race 2: HAYMANS ELECTRICAL, DATA & AIRCON -
 CALOUNDRA Class 1 Handicap - 1200m



14 April 2024 - 13:41

Track Rating: Soft 6, Weather: Fine, Rail Position: True

Section	Overall	1000m	800m	600m	400m	200m
Section Times	1:13.35 [6] (0:13.97)	0:59.38 [5] (0:11.61)	0:47.77 [5] (0:11.82)	0:35.95 [6] (0:11.79)	0:24.16 [4] (0:11.41)	0:12.75 [4] (0:12.75)
Average Speed [km/h]	51.7	62.1	61.5	62.5	63.1	56.5
Top Speed [km/h]	64.6	63.6	62.6	64.5	64.8	60.3
Avg. Dist. to Rail [m]	5.7	1.9	1.5	4.1	6.8	6.3
Avg. Stride Freq. [Hz]	2.3	2.4	2.4	2.4	2.4	2.2
Avg. Stride Length [m]	6.2	7.1	7.1	7.2	7.3	7.0



- [] Ranking at each section and finish
- .-.- No data available at this section
- NA No data available



Horse/Jockey Name	Who Invited Her
Final Rank	7
Fastest Section Time (Section)	0:11.36 (400m)
Top Speed [km/h] (Section)	64.7 (600m)
Race State	Finished



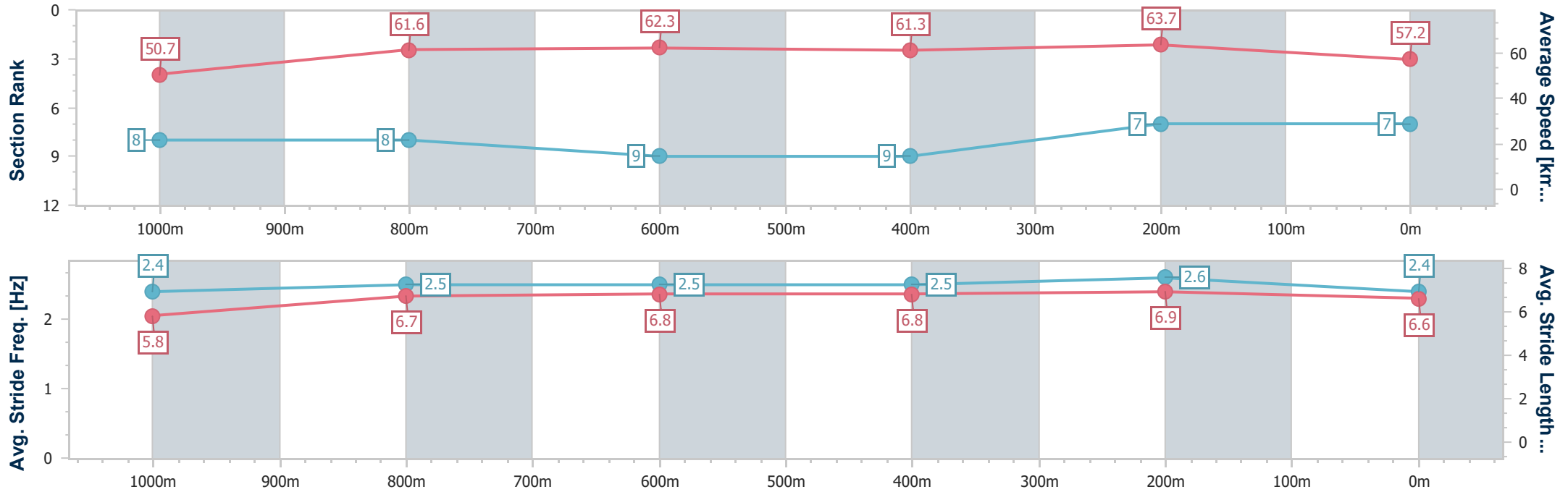
Sunshine Coast QLD Professional
 Race 2: HAYMANS ELECTRICAL, DATA & AIRCON -
 CALOUNDRA Class 1 Handicap - 1200m



14 April 2024 - 13:41

Track Rating: Soft 6, Weather: Fine, Rail Position: True

Section	Overall	1000m	800m	600m	400m	200m
Section Times	1:13.49 [7] (0:14.20)	0:59.29 [8] (0:11.75)	0:47.54 [8] (0:11.64)	0:35.90 [9] (0:12.00)	0:23.90 [9] (0:11.36)	0:12.54 [7] (0:12.54)
Average Speed [km/h]	50.7	61.6	62.3	61.3	63.7	57.2
Top Speed [km/h]	63.4	63.4	64.3	64.7	64.3	61.8
Avg. Dist. to Rail [m]	5.1	3.2	1.1	4.0	9.2	7.4
Avg. Stride Freq. [Hz]	2.4	2.5	2.5	2.5	2.6	2.4
Avg. Stride Length [m]	5.8	6.7	6.8	6.8	6.9	6.6



- [] Ranking at each section and finish
- .-.- No data available at this section
- NA No data available



Horse/Jockey Name	Cannon Hill
Final Rank	8
Fastest Section Time (Section)	0:11.66 (1000m)
Top Speed [km/h] (Section)	63.4 (600m)
Race State	Finished



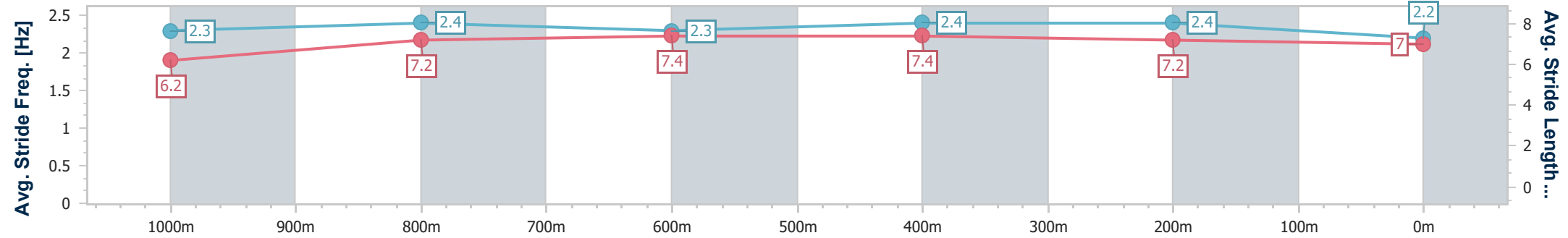
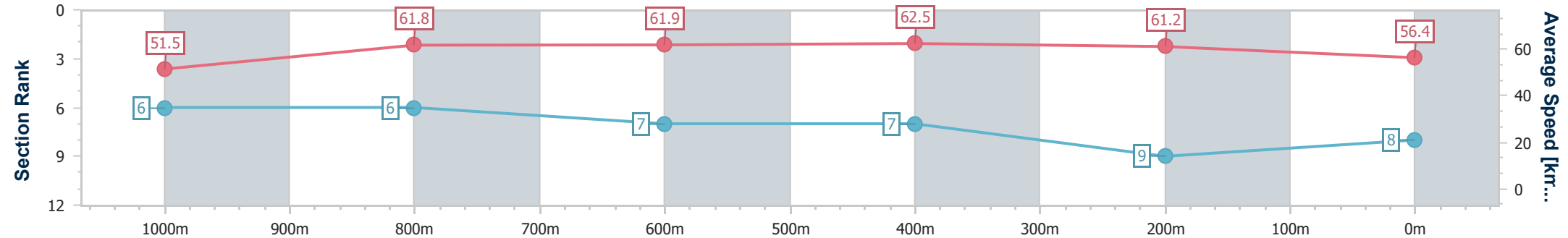
Sunshine Coast QLD Professional
 Race 2: HAYMANS ELECTRICAL, DATA & AIRCON -
 CALOUNDRA Class 1 Handicap - 1200m



14 April 2024 - 13:41

Track Rating: Soft 6, Weather: Fine, Rail Position: True

Section	Overall	1000m	800m	600m	400m	200m
Section Times	1:13.76 [8] (0:14.03)	0:59.73 [6] (0:11.66)	0:48.07 [6] (0:11.76)	0:36.31 [7] (0:11.79)	0:24.52 [7] (0:11.74)	0:12.78 [9] (0:12.78)
Average Speed [km/h]	51.5	61.8	61.9	62.5	61.2	56.4
Top Speed [km/h]	62.6	63.1	62.8	63.4	63.0	59.2
Avg. Dist. to Rail [m]	3.2	2.5	1.7	3.2	5.5	4.4
Avg. Stride Freq. [Hz]	2.3	2.4	2.3	2.4	2.4	2.2
Avg. Stride Length [m]	6.2	7.2	7.4	7.4	7.2	7.0



- [] Ranking at each section and finish
- .-.- No data available at this section
- NA No data available



Horse/Jockey Name	Sheza Marvel
Final Rank	9
Fastest Section Time (Section)	0:11.46 (1000m)
Top Speed [km/h] (Section)	65.0 (Overall)
Race State	Finished



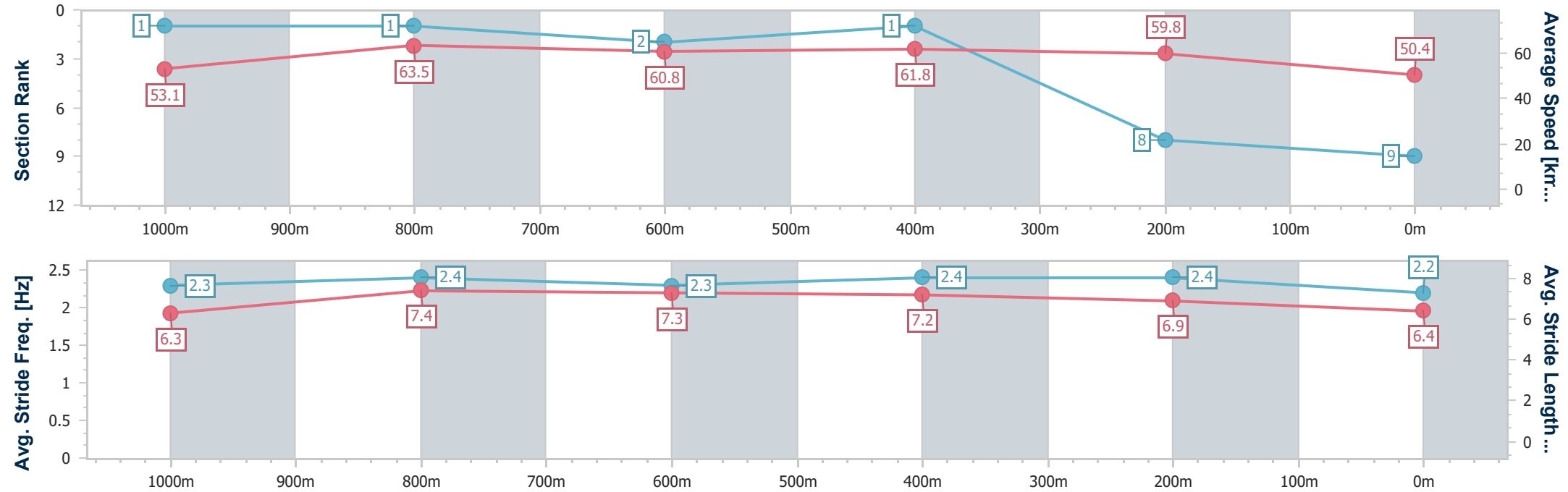
Sunshine Coast QLD Professional
 Race 2: HAYMANS ELECTRICAL, DATA & AIRCON -
 CALOUNDRA Class 1 Handicap - 1200m



14 April 2024 - 13:41

Track Rating: Soft 6, Weather: Fine, Rail Position: True

Section	Overall	1000m	800m	600m	400m	200m
Section Times	1:15.22 [9] (0:13.49)	1:01.73 [1] (0:11.46)	0:50.27 [1] (0:12.04)	0:38.23 [2] (0:11.91)	0:26.32 [1] (0:12.05)	0:14.27 [8] (0:14.27)
Average Speed [km/h]	53.1	63.5	60.8	61.8	59.8	50.4
Top Speed [km/h]	65.0	65.0	61.6	62.6	63.0	56.7
Avg. Dist. to Rail [m]	4.4	3.1	3.4	3.7	3.1	3.9
Avg. Stride Freq. [Hz]	2.3	2.4	2.3	2.4	2.4	2.2
Avg. Stride Length [m]	6.3	7.4	7.3	7.2	6.9	6.4



- [] Ranking at each section and finish
- .-.- No data available at this section
- NA No data available



Sunshine Coast QLD Professional
Race 3: K SMITH & SON JEWELLERS RATINGS BAND 0 - 58 Handicap - 1000m
14 April 2024 - 14:21



Track Rating: Soft 6, Weather: Fine, Rail Position: True

Section		Overall	800m	600m	400m	200m	Last 600m					
Field Times		0:59.56 (0:13.43)	0:46.13 (0:10.76)	0:35.37 (0:11.37)	0:24.00 (0:11.49)	0:12.51 (0:12.51)	0:35.37					
Rank	TAB Horse/Jockey	Barrier	Top Speed [km/h]	Fastest Section	Margin					Distance Travelled [m]		
1	2 IT'S RAINING AGAIN Cody Collis	2	68.2 800m	0:10.84 800m	0:59.56 [1] (0:13.73)	0:45.83 [3] (0:10.84)	0:34.99 [3] (0:11.12)	0:23.87 [2] (0:11.36)	0:12.51 [1] (0:12.51)	0:59.56	0:34.99	
2	10 OUR BLING Emily Lang	10	67.3 800m	0:10.93 800m	0:59.67 [2] (0:13.95)	0:45.72 [6] (0:10.93)	0:34.79 [5] (0:11.44)	0:23.35 [5] (0:11.25)	0:12.10 [6] (0:12.10)	0.5L	0:34.79	+0
3	9 SATURDAY GLORY Jake Bayliss	9	67.3 800m	0:11.09 800m	0:59.71 [3] (0:14.15)	0:45.56 [8] (0:11.09)	0:34.47 [8] (0:11.09)	0:23.38 [6] (0:11.16)	0:12.22 [5] (0:12.22)	0.7L	0:34.47	+0
4	8 EARLSTON Micheal Hellyer	8	67.4 800m	0:10.93 800m	1:00.11 [4] (0:13.74)	0:46.37 [4] (0:10.93)	0:35.44 [4] (0:11.25)	0:24.19 [4] (0:11.55)	0:12.64 [4] (0:12.64)	3L	0:35.44	-4
5	1 DAINTREE DREAMING Robbie Dolan	1	67.2 800m	0:11.00 800m	1:00.32 [5] (0:14.01)	0:46.31 [7] (0:11.00)	0:35.31 [6] (0:11.33)	0:23.98 [7] (0:11.41)	0:12.57 [7] (0:12.57)	4L	0:35.31	-1
6	6 SO IT BEGINS Karl Zechner	6	69.4 800m	0:10.76 800m	1:00.33 [6] (0:13.43)	0:46.90 [1] (0:10.76)	0:36.14 [1] (0:11.37)	0:24.77 [1] (0:11.58)	0:13.19 [2] (0:13.19)	4.1L	0:36.14	+1
7	7 CURRY LEGEND Jai Williams	7	67.6 800m	0:10.94 800m	1:00.56 [7] (0:13.54)	0:47.02 [2] (0:10.94)	0:36.08 [2] (0:11.22)	0:24.86 [3] (0:11.61)	0:13.25 [3] (0:13.25)	5.4L	0:36.08	-3
8	4 WARRIOR JACK Georgina Cartwright	4	66.4 800m	0:11.11 800m	1:01.51 [8] (0:13.91)	0:47.60 [5] (0:11.11)	0:36.49 [7] (0:11.36)	0:25.13 [8] (0:11.71)	0:13.42 [8] (0:13.42)	10.9L	0:36.49	+2

Scratched: Tawfiq Star (#5), Better Lad (#3)

[] Ranking at each section and finish
 -:-:- No data available at this section
 NA No data available

SCN Saddle cloth number
 DNF Did not finish
 DNT Did not track



Horse/Jockey Name	It's Raining Again
Final Rank	1
Fastest Section Time (Section)	0:10.84 (800m)
Top Speed [km/h] (Section)	68.2 (800m)
Race State	Finished



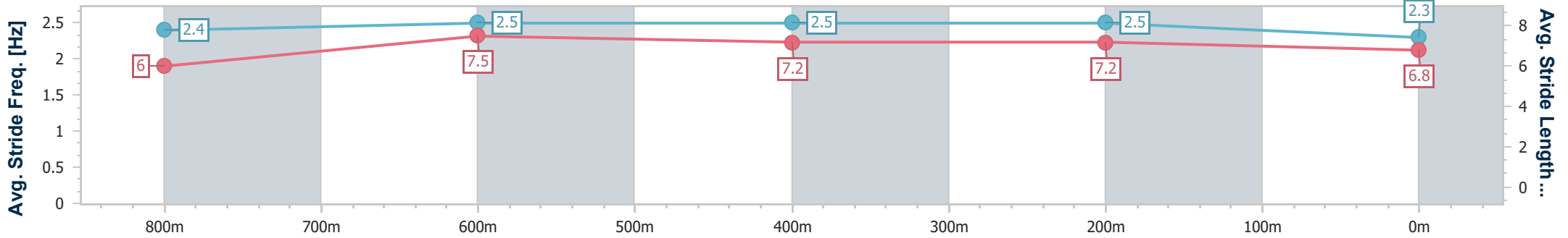
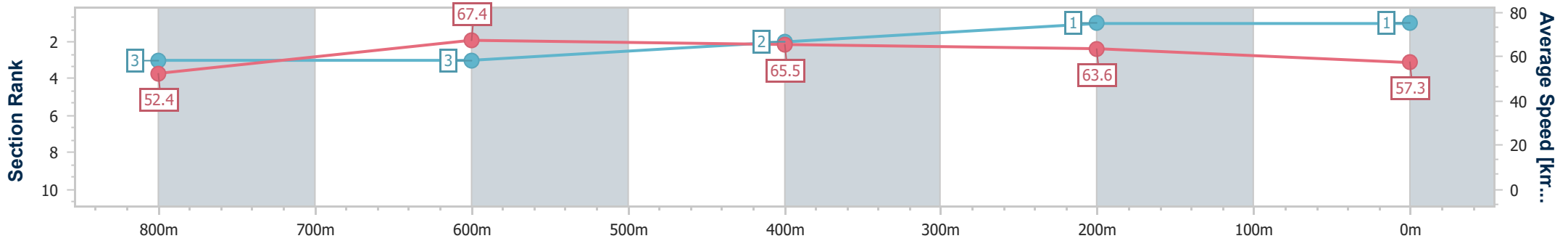
Sunshine Coast QLD Professional
 Race 3: K SMITH & SON JEWELLERS RATINGS BAND 0 - 58
 Handicap - 1000m



14 April 2024 - 14:21

Track Rating: Soft 6, Weather: Fine, Rail Position: True

Section	Overall	800m	600m	400m	200m
Section Times	0:59.56 [1] (0:13.73)	0:45.83 [3] (0:10.84)	0:34.99 [3] (0:11.12)	0:23.87 [2] (0:11.36)	0:12.51 [1] (0:12.51)
Average Speed [km/h]	52.4	67.4	65.5	63.6	57.3
Top Speed [km/h]	66.5	68.2	67.6	64.8	62.0
Avg. Dist. to Rail [m]	9.1	4.0	2.1	6.4	5.0
Avg. Stride Freq. [Hz]	2.4	2.5	2.5	2.5	2.3
Avg. Stride Length [m]	6.0	7.5	7.2	7.2	6.8



- [] Ranking at each section and finish
- .-.- No data available at this section
- NA No data available



Horse/Jockey Name	Our Bling
Final Rank	2
Fastest Section Time (Section)	0:10.93 (800m)
Top Speed [km/h] (Section)	67.3 (800m)
Race State	Finished



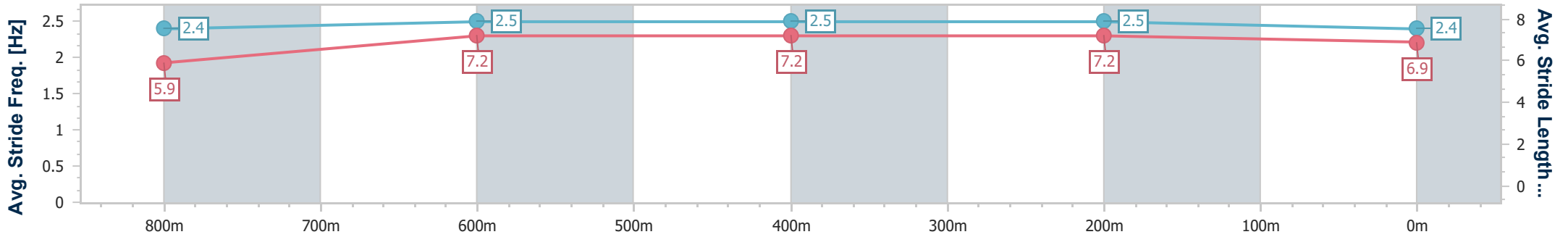
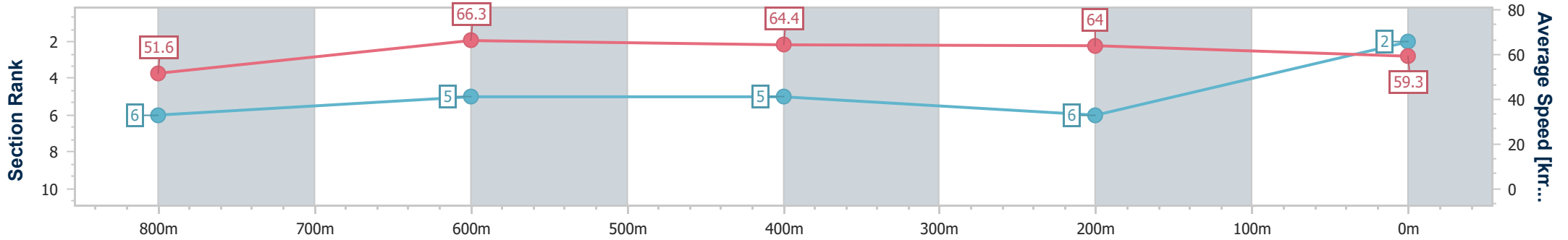
Sunshine Coast QLD Professional
 Race 3: K SMITH & SON JEWELLERS RATINGS BAND 0 - 58
 Handicap - 1000m



14 April 2024 - 14:21

Track Rating: Soft 6, Weather: Fine, Rail Position: True

Section	Overall	800m	600m	400m	200m
Section Times	0:59.67 [2] (0:13.95)	0:45.72 [6] (0:10.93)	0:34.79 [5] (0:11.44)	0:23.35 [5] (0:11.25)	0:12.10 [6] (0:12.10)
Average Speed [km/h]	51.6	66.3	64.4	64.0	59.3
Top Speed [km/h]	64.2	67.3	66.0	65.1	62.9
Avg. Dist. to Rail [m]	5.0	2.4	3.2	6.0	7.2
Avg. Stride Freq. [Hz]	2.4	2.5	2.5	2.5	2.4
Avg. Stride Length [m]	5.9	7.2	7.2	7.2	6.9



- [] Ranking at each section and finish
- .-.- No data available at this section
- NA No data available



Horse/Jockey Name	Saturday Glory
Final Rank	3
Fastest Section Time (Section)	0:11.09 (800m)
Top Speed [km/h] (Section)	67.3 (800m)
Race State	Finished

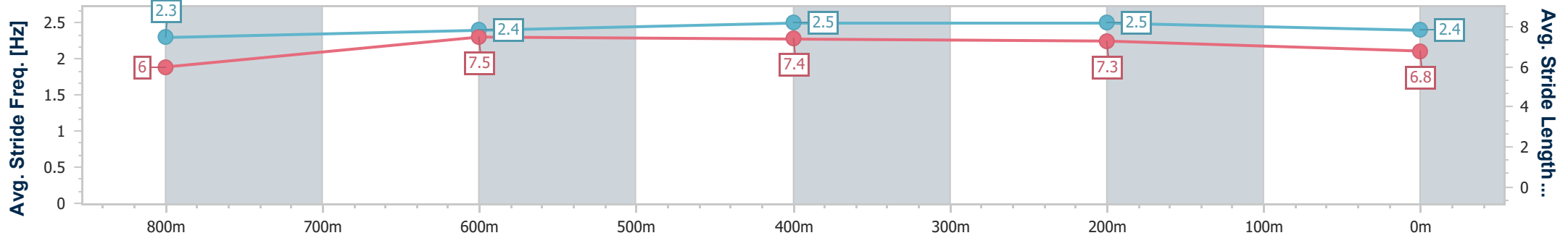
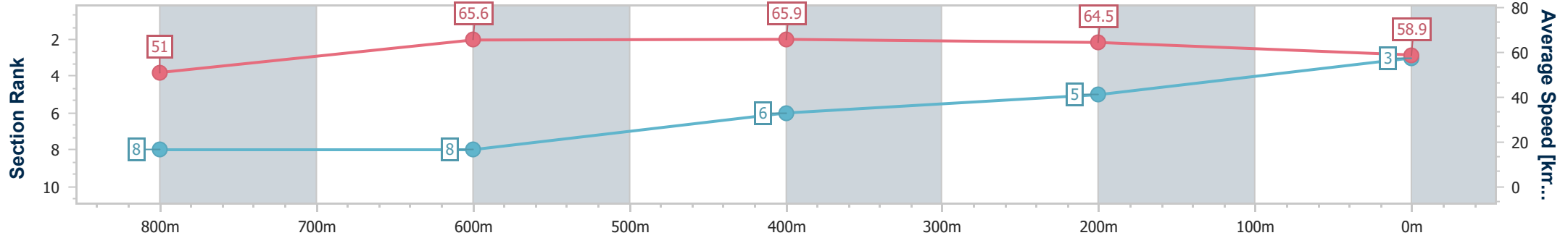


Sunshine Coast QLD Professional
 Race 3: K SMITH & SON JEWELLERS RATINGS BAND 0 - 58
 Handicap - 1000m
 14 April 2024 - 14:21



Track Rating: Soft 6, Weather: Fine, Rail Position: True

Section	Overall	800m	600m	400m	200m
Section Times	0:59.71 [3] (0:14.15)	0:45.56 [8] (0:11.09)	0:34.47 [8] (0:11.09)	0:23.38 [6] (0:11.16)	0:12.22 [5] (0:12.22)
Average Speed [km/h]	51.0	65.6	65.9	64.5	58.9
Top Speed [km/h]	64.5	67.3	66.7	65.9	62.7
Avg. Dist. to Rail [m]	7.8	3.1	2.1	5.1	6.0
Avg. Stride Freq. [Hz]	2.3	2.4	2.5	2.5	2.4
Avg. Stride Length [m]	6.0	7.5	7.4	7.3	6.8



- [] Ranking at each section and finish
- .-.- No data available at this section
- NA No data available



Horse/Jockey Name	Earlston
Final Rank	4
Fastest Section Time (Section)	0:10.93 (800m)
Top Speed [km/h] (Section)	67.4 (800m)
Race State	Finished



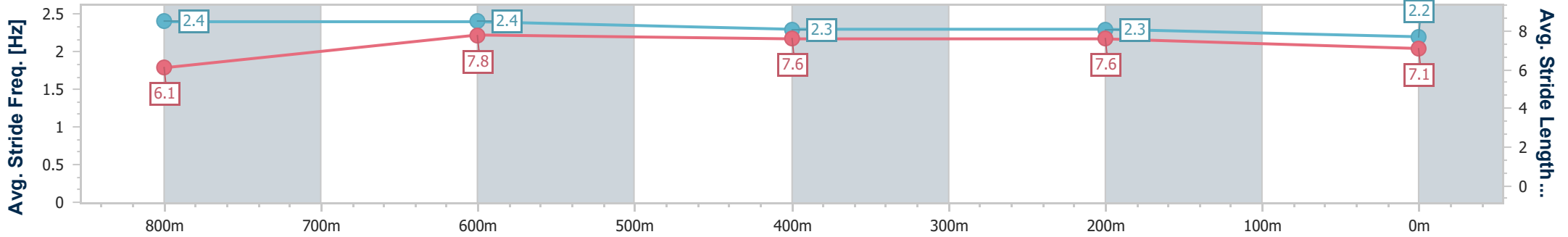
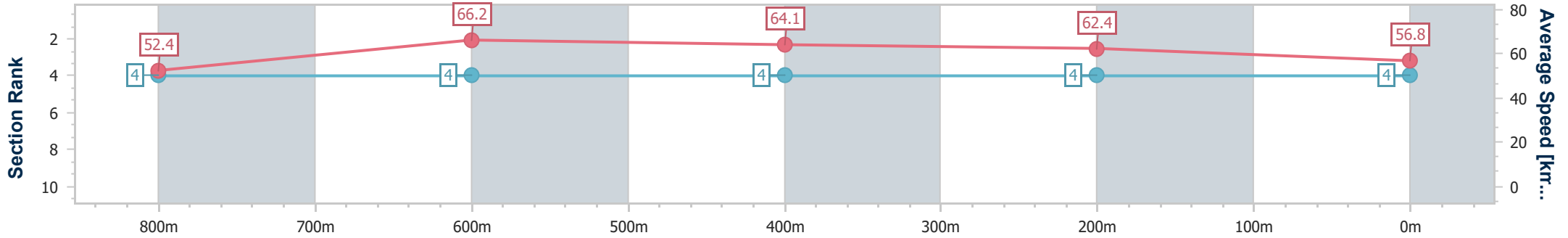
Sunshine Coast QLD Professional
 Race 3: K SMITH & SON JEWELLERS RATINGS BAND 0 - 58
 Handicap - 1000m



14 April 2024 - 14:21

Track Rating: Soft 6, Weather: Fine, Rail Position: True

Section	Overall	800m	600m	400m	200m
Section Times	1:00.11 [4] (0:13.74)	0:46.37 [4] (0:10.93)	0:35.44 [4] (0:11.25)	0:24.19 [4] (0:11.55)	0:12.64 [4] (0:12.64)
Average Speed [km/h]	52.4	66.2	64.1	62.4	56.8
Top Speed [km/h]	65.4	67.4	66.5	63.4	60.7
Avg. Dist. to Rail [m]	6.5	1.5	0.4	4.2	5.4
Avg. Stride Freq. [Hz]	2.4	2.4	2.3	2.3	2.2
Avg. Stride Length [m]	6.1	7.8	7.6	7.6	7.1



- [] Ranking at each section and finish
- .-.- No data available at this section
- NA No data available



Horse/Jockey Name	Daintree Dreaming
Final Rank	5
Fastest Section Time (Section)	0:11.00 (800m)
Top Speed [km/h] (Section)	67.2 (800m)
Race State	Finished

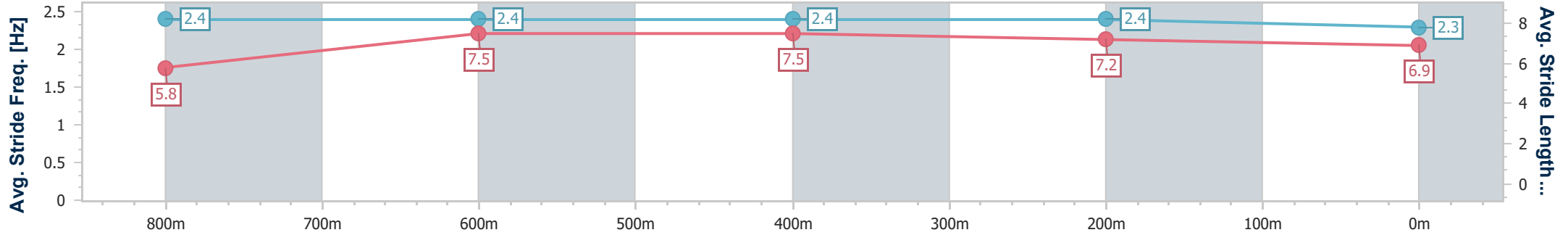
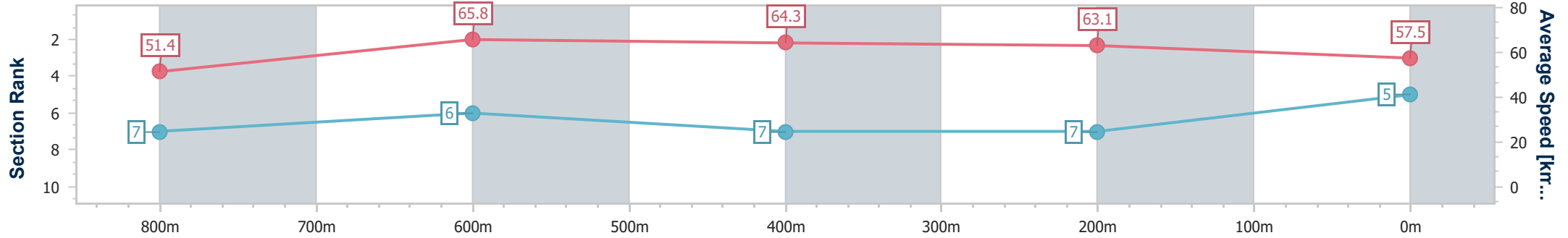


Sunshine Coast QLD Professional
 Race 3: K SMITH & SON JEWELLERS RATINGS BAND 0 - 58
 Handicap - 1000m
 14 April 2024 - 14:21



Track Rating: Soft 6, Weather: Fine, Rail Position: True

Section	Overall	800m	600m	400m	200m
Section Times	1:00.32 [5] (0:14.01)	0:46.31 [7] (0:11.00)	0:35.31 [6] (0:11.33)	0:23.98 [7] (0:11.41)	0:12.57 [7] (0:12.57)
Average Speed [km/h]	51.4	65.8	64.3	63.1	57.5
Top Speed [km/h]	65.2	67.2	65.4	64.7	60.8
Avg. Dist. to Rail [m]	3.3	1.3	1.9	4.4	3.3
Avg. Stride Freq. [Hz]	2.4	2.4	2.4	2.4	2.3
Avg. Stride Length [m]	5.8	7.5	7.5	7.2	6.9



- [] Ranking at each section and finish
- .-.- No data available at this section
- NA No data available



Horse/Jockey Name	So It Begins
Final Rank	6
Fastest Section Time (Section)	0:10.76 (800m)
Top Speed [km/h] (Section)	69.4 (800m)
Race State	Finished

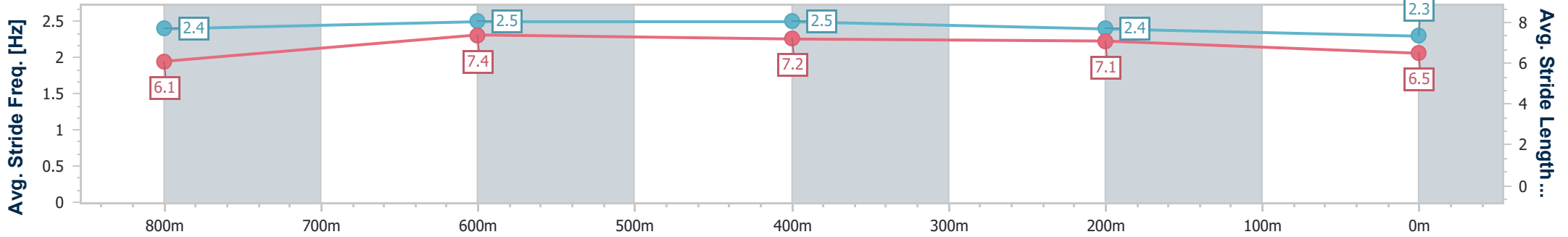
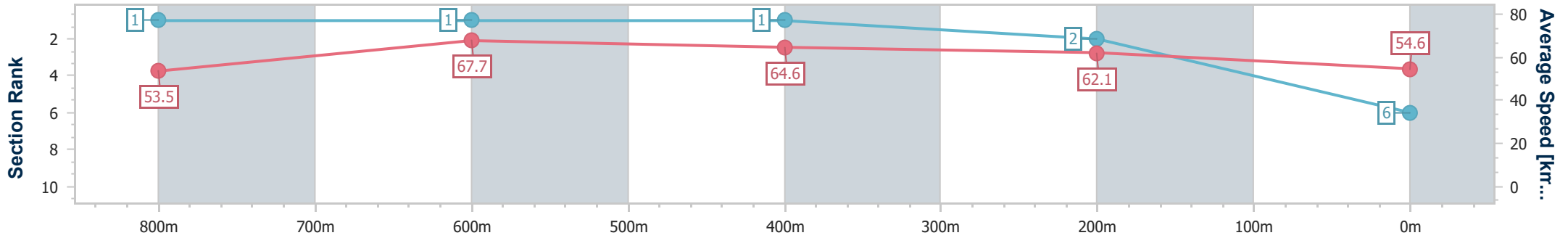


Sunshine Coast QLD Professional
 Race 3: K SMITH & SON JEWELLERS RATINGS BAND 0 - 58
 Handicap - 1000m
 14 April 2024 - 14:21



Track Rating: Soft 6, Weather: Fine, Rail Position: True

Section	Overall	800m	600m	400m	200m
Section Times	1:00.33 [6] (0:13.43)	0:46.90 [1] (0:10.76)	0:36.14 [1] (0:11.37)	0:24.77 [1] (0:11.58)	0:13.19 [2] (0:13.19)
Average Speed [km/h]	53.5	67.7	64.6	62.1	54.6
Top Speed [km/h]	68.6	69.4	65.6	64.3	60.5
Avg. Dist. to Rail [m]	6.0	3.0	3.3	5.1	4.7
Avg. Stride Freq. [Hz]	2.4	2.5	2.5	2.4	2.3
Avg. Stride Length [m]	6.1	7.4	7.2	7.1	6.5



- [] Ranking at each section and finish
- .-.- No data available at this section
- NA No data available



Horse/Jockey Name	Curry Legend
Final Rank	7
Fastest Section Time (Section)	0:10.94 (800m)
Top Speed [km/h] (Section)	67.6 (800m)
Race State	Finished

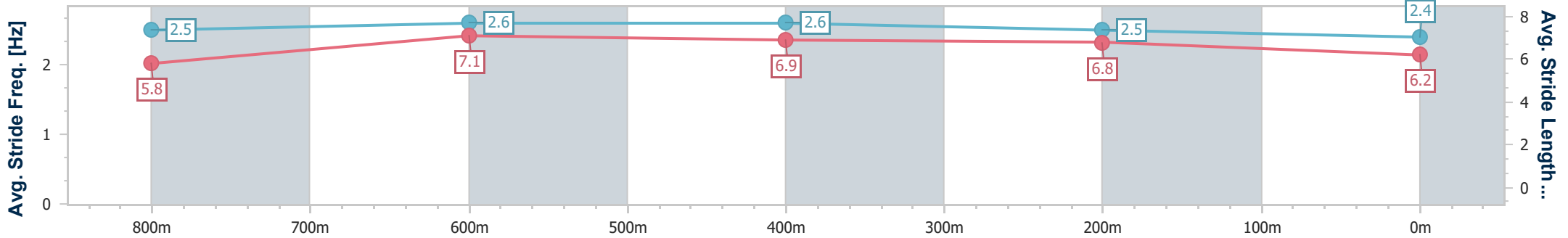
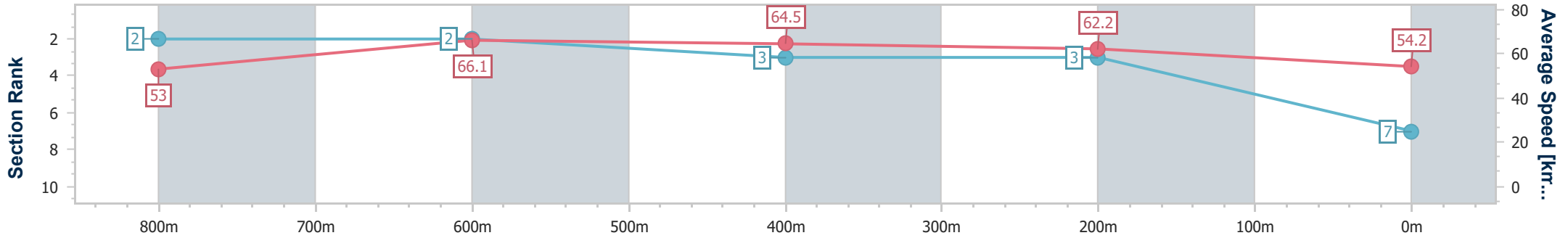


Sunshine Coast QLD Professional
 Race 3: K SMITH & SON JEWELLERS RATINGS BAND 0 - 58
 Handicap - 1000m
 14 April 2024 - 14:21



Track Rating: Soft 6, Weather: Fine, Rail Position: True

Section	Overall	800m	600m	400m	200m
Section Times	1:00.56 [7] (0:13.54)	0:47.02 [2] (0:10.94)	0:36.08 [2] (0:11.22)	0:24.86 [3] (0:11.61)	0:13.25 [3] (0:13.25)
Average Speed [km/h]	53.0	66.1	64.5	62.2	54.2
Top Speed [km/h]	67.1	67.6	65.4	64.2	59.5
Avg. Dist. to Rail [m]	3.1	1.3	1.3	2.8	1.0
Avg. Stride Freq. [Hz]	2.5	2.6	2.6	2.5	2.4
Avg. Stride Length [m]	5.8	7.1	6.9	6.8	6.2



- [] Ranking at each section and finish
- .-.- No data available at this section
- NA No data available



Horse/Jockey Name	Warrior Jack
Final Rank	8
Fastest Section Time (Section)	0:11.11 (800m)
Top Speed [km/h] (Section)	66.4 (800m)
Race State	Finished

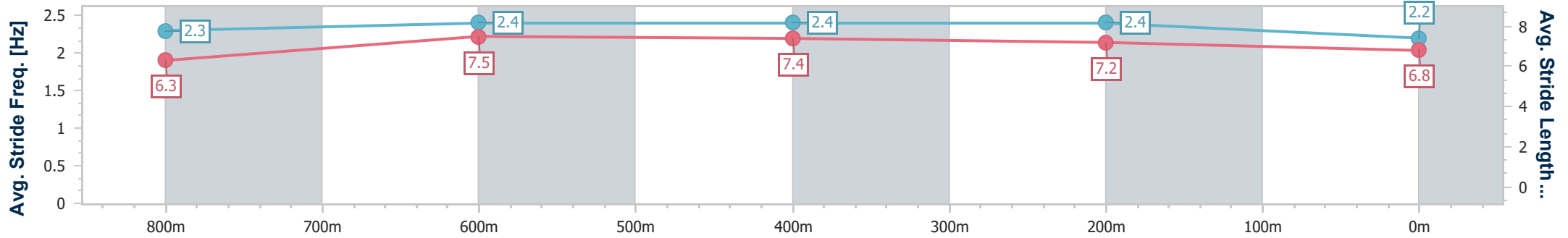
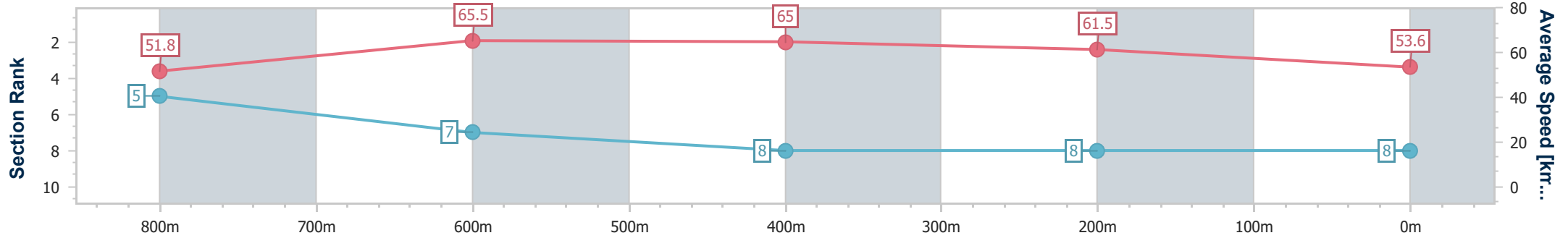


Sunshine Coast QLD Professional
 Race 3: K SMITH & SON JEWELLERS RATINGS BAND 0 - 58
 Handicap - 1000m
 14 April 2024 - 14:21



Track Rating: Soft 6, Weather: Fine, Rail Position: True

Section	Overall	800m	600m	400m	200m
Section Times	1:01.51 [8] (0:13.91)	0:47.60 [5] (0:11.11)	0:36.49 [7] (0:11.36)	0:25.13 [8] (0:11.71)	0:13.42 [8] (0:13.42)
Average Speed [km/h]	51.8	65.5	65.0	61.5	53.6
Top Speed [km/h]	65.9	66.4	65.7	63.6	58.9
Avg. Dist. to Rail [m]	8.8	3.4	3.9	7.0	6.5
Avg. Stride Freq. [Hz]	2.3	2.4	2.4	2.4	2.2
Avg. Stride Length [m]	6.3	7.5	7.4	7.2	6.8



- [] Ranking at each section and finish
- .-.- No data available at this section
- NA No data available



Sunshine Coast QLD Professional
Race 4: PELICAN WATERS GOLF CLUB BENCHMARK 65 Handicap - 1000m
14 April 2024 - 15:07



Track Rating: Soft 6, Weather: Fine, Rail Position: True

Section		Overall	800m	600m	400m	200m	Last 600m					
Field Times		0:59.01 (0:13.20)	0:45.81 (0:10.78)	0:35.03 (0:11.16)	0:23.87 (0:11.50)	0:12.37 (0:12.37)	0:35.03					
Rank	TAB Horse/Jockey	Barrier	Top Speed [km/h]	Fastest Section	Margin					Distance Travelled [m]		
1	8 CABRINELLA Bailey Wheeler	8	69.0 800m	0:10.76 800m	0:59.01 [1] (0:13.63)	0:45.38 [7] (0:10.76)	0:34.62 [6] (0:11.03)	0:23.59 [4] (0:11.22)	0:12.37 [1] (0:12.37)	0:59.01	0:34.62	
2	13 WHAT A SHAM Sean Cormack	13	68.4 800m	0:10.74 800m	0:59.02 [2] (0:13.76)	0:45.26 [8] (0:10.74)	0:34.52 [8] (0:11.06)	0:23.46 [9] (0:11.19)	0:12.27 [3] (0:12.27)	0.1L	0:34.52	+0
3	11 PIANIST Micheal Hellyer	11	69.2 800m	0:10.65 800m	0:59.22 [3] (0:13.95)	0:45.27 [9] (0:10.65)	0:34.62 [9] (0:10.91)	0:23.71 [8] (0:11.32)	0:12.39 [5] (0:12.39)	1.1L	0:34.62	-4
4	7 SECRET STATEMENT Robbie Dolan	7	68.3 800m	0:10.85 800m	0:59.29 [4] (0:13.55)	0:45.74 [4] (0:10.85)	0:34.89 [7] (0:11.08)	0:23.81 [7] (0:11.35)	0:12.46 [6] (0:12.46)	1.4L	0:34.89	+0
5	12 ROMAN REIGN Georgina Cartwright	12	70.6 800m	0:10.70 800m	0:59.62 [5] (0:13.30)	0:46.32 [2] (0:10.70)	0:35.62 [2] (0:11.14)	0:24.48 [1] (0:11.66)	0:12.82 [4] (0:12.82)	3.2L	0:35.62	-2
6	3 MR ENCORE James Orman	3	69.8 Overall	0:10.78 800m	0:59.78 [6] (0:13.20)	0:46.58 [1] (0:10.78)	0:35.80 [1] (0:11.23)	0:24.57 [2] (0:11.51)	0:13.06 [2] (0:13.06)	4L	0:35.80	+1
7	4 BELISTIC MAN Minonette Kennedy	4	68.8 Overall	0:10.73 800m	0:59.91 [7] (0:13.33)	0:46.58 [3] (0:10.73)	0:35.85 [3] (0:11.40)	0:24.45 [5] (0:11.58)	0:12.87 [8] (0:12.87)	4.8L	0:35.85	-2
8	5 I AM A MARVEL Emily Lang	5	69.4 800m	0:10.64 800m	1:00.17 [8] (0:13.63)	0:46.54 [6] (0:10.64)	0:35.90 [5] (0:11.19)	0:24.71 [5] (0:11.70)	0:13.01 [9] (0:13.01)	6.1L	0:35.90	+2
9	6 OUR RED PLANET Jim Byrne	6	68.6 800m	0:10.60 800m	1:00.57 [9] (0:13.62)	0:46.95 [5] (0:10.60)	0:36.35 [4] (0:11.00)	0:25.35 [3] (0:11.73)	0:13.62 [7] (0:13.62)	8.4L	0:36.35	-4

Scratched: Rustic Boom (#2), One 'N' Only (#9), Tow The Line (#10), Minks Star (#1)

[] Ranking at each section and finish
 -:-:- No data available at this section
 NA No data available
 SCN Saddle cloth number
 DNF Did not finish
 DNT Did not track



Horse/Jockey Name	Cabrinella
Final Rank	1
Fastest Section Time (Section)	0:10.76 (800m)
Top Speed [km/h] (Section)	69.0 (800m)
Race State	Finished

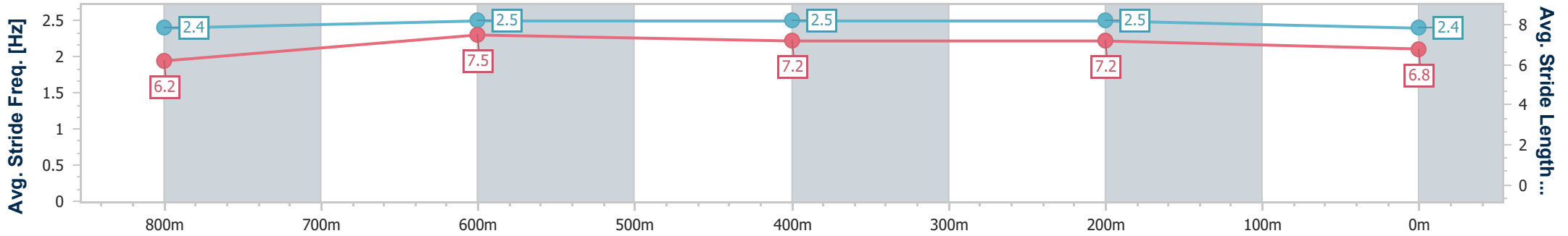
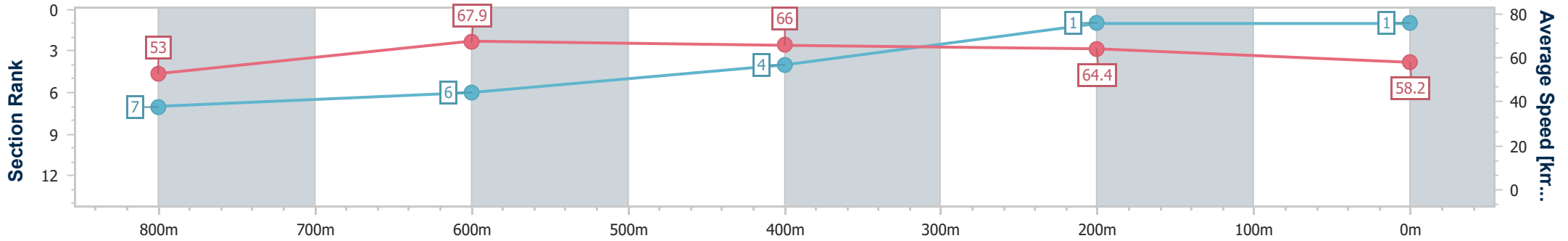


Sunshine Coast QLD Professional
 Race 4: PELICAN WATERS GOLF CLUB BENCHMARK 65
 Handicap - 1000m
 14 April 2024 - 15:07



Track Rating: Soft 6, Weather: Fine, Rail Position: True

Section	Overall	800m	600m	400m	200m
Section Times	0:59.01 [1] (0:13.63)	0:45.38 [7] (0:10.76)	0:34.62 [6] (0:11.03)	0:23.59 [4] (0:11.22)	0:12.37 [1] (0:12.37)
Average Speed [km/h]	53.0	67.9	66.0	64.4	58.2
Top Speed [km/h]	68.0	69.0	67.8	65.8	61.4
Avg. Dist. to Rail [m]	10.5	5.1	2.4	5.6	4.4
Avg. Stride Freq. [Hz]	2.4	2.5	2.5	2.5	2.4
Avg. Stride Length [m]	6.2	7.5	7.2	7.2	6.8



- [] Ranking at each section and finish
- .-.- No data available at this section
- NA No data available



Horse/Jockey Name	What A Sham
Final Rank	2
Fastest Section Time (Section)	0:10.74 (800m)
Top Speed [km/h] (Section)	68.4 (800m)
Race State	Finished

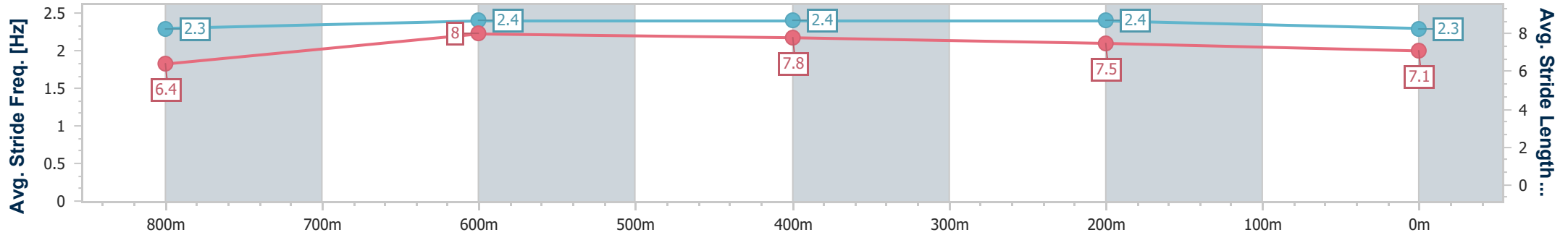
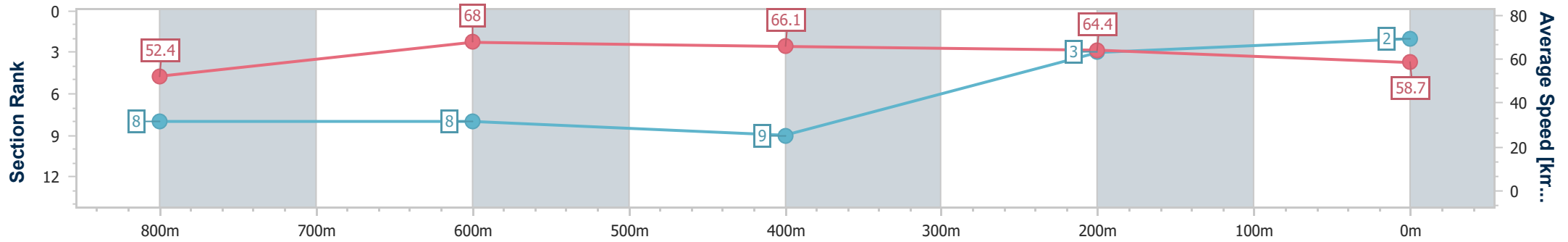


Sunshine Coast QLD Professional
 Race 4: PELICAN WATERS GOLF CLUB BENCHMARK 65
 Handicap - 1000m
 14 April 2024 - 15:07



Track Rating: Soft 6, Weather: Fine, Rail Position: True

Section	Overall	800m	600m	400m	200m
Section Times	0:59.02 [2] (0:13.76)	0:45.26 [8] (0:10.74)	0:34.52 [8] (0:11.06)	0:23.46 [9] (0:11.19)	0:12.27 [3] (0:12.27)
Average Speed [km/h]	52.4	68.0	66.1	64.4	58.7
Top Speed [km/h]	65.9	68.4	67.4	65.7	60.9
Avg. Dist. to Rail [m]	8.6	3.3	2.8	5.6	4.0
Avg. Stride Freq. [Hz]	2.3	2.4	2.4	2.4	2.3
Avg. Stride Length [m]	6.4	8.0	7.8	7.5	7.1



- [] Ranking at each section and finish
- .-.- No data available at this section
- NA No data available



Horse/Jockey Name	Pianist
Final Rank	3
Fastest Section Time (Section)	0:10.65 (800m)
Top Speed [km/h] (Section)	69.2 (800m)
Race State	Finished

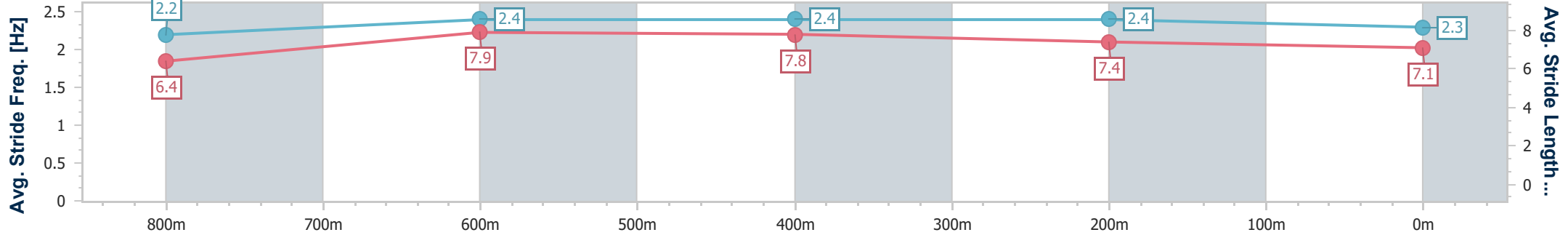
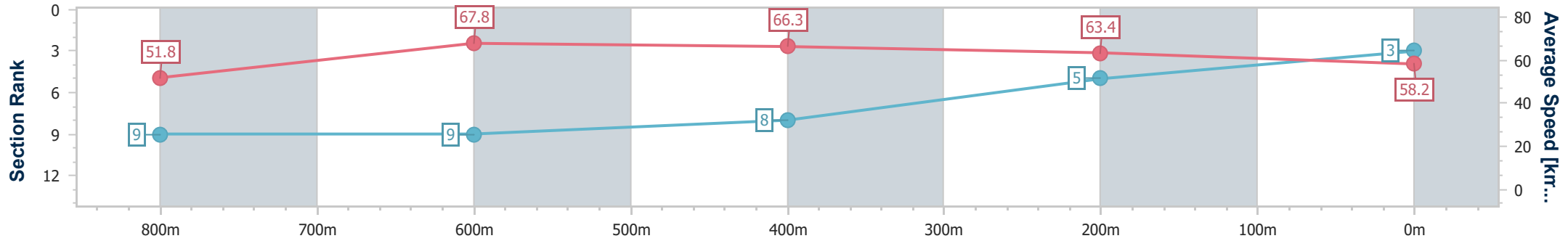


Sunshine Coast QLD Professional
 Race 4: PELICAN WATERS GOLF CLUB BENCHMARK 65
 Handicap - 1000m
 14 April 2024 - 15:07



Track Rating: Soft 6, Weather: Fine, Rail Position: True

Section	Overall	800m	600m	400m	200m
Section Times	0:59.22 [3] (0:13.95)	0:45.27 [9] (0:10.65)	0:34.62 [9] (0:10.91)	0:23.71 [8] (0:11.32)	0:12.39 [5] (0:12.39)
Average Speed [km/h]	51.8	67.8	66.3	63.4	58.2
Top Speed [km/h]	68.7	69.2	68.0	65.5	61.8
Avg. Dist. to Rail [m]	7.3	2.3	0.5	1.7	2.1
Avg. Stride Freq. [Hz]	2.2	2.4	2.4	2.4	2.3
Avg. Stride Length [m]	6.4	7.9	7.8	7.4	7.1



- [] Ranking at each section and finish
- .-.- No data available at this section
- NA No data available



Horse/Jockey Name	Secret Statement
Final Rank	4
Fastest Section Time (Section)	0:10.85 (800m)
Top Speed [km/h] (Section)	68.3 (800m)
Race State	Finished

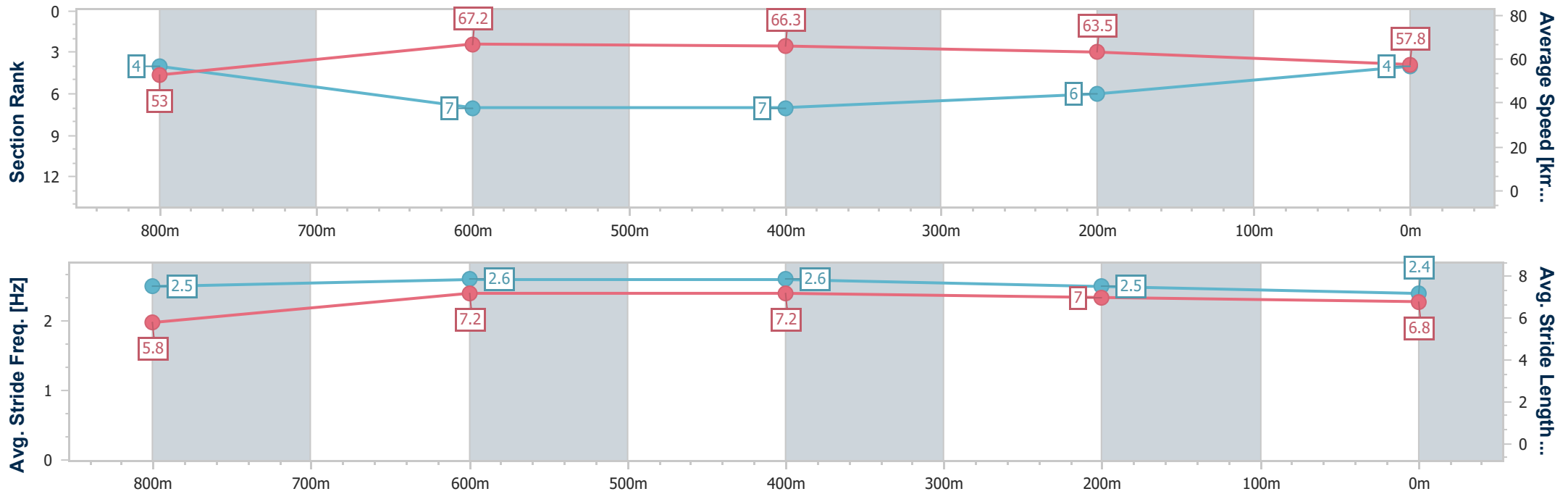


Sunshine Coast QLD Professional
 Race 4: PELICAN WATERS GOLF CLUB BENCHMARK 65
 Handicap - 1000m
 14 April 2024 - 15:07



Track Rating: Soft 6, Weather: Fine, Rail Position: True

Section	Overall	800m	600m	400m	200m
Section Times	0:59.29 [4] (0:13.55)	0:45.74 [4] (0:10.85)	0:34.89 [7] (0:11.08)	0:23.81 [7] (0:11.35)	0:12.46 [6] (0:12.46)
Average Speed [km/h]	53.0	67.2	66.3	63.5	57.8
Top Speed [km/h]	66.7	68.3	67.3	65.7	60.7
Avg. Dist. to Rail [m]	7.0	3.7	3.1	6.1	6.8
Avg. Stride Freq. [Hz]	2.5	2.6	2.6	2.5	2.4
Avg. Stride Length [m]	5.8	7.2	7.2	7.0	6.8



- [] Ranking at each section and finish
- .-.- No data available at this section
- NA No data available



Horse/Jockey Name	Roman Reign
Final Rank	5
Fastest Section Time (Section)	0:10.70 (800m)
Top Speed [km/h] (Section)	70.6 (800m)
Race State	Finished

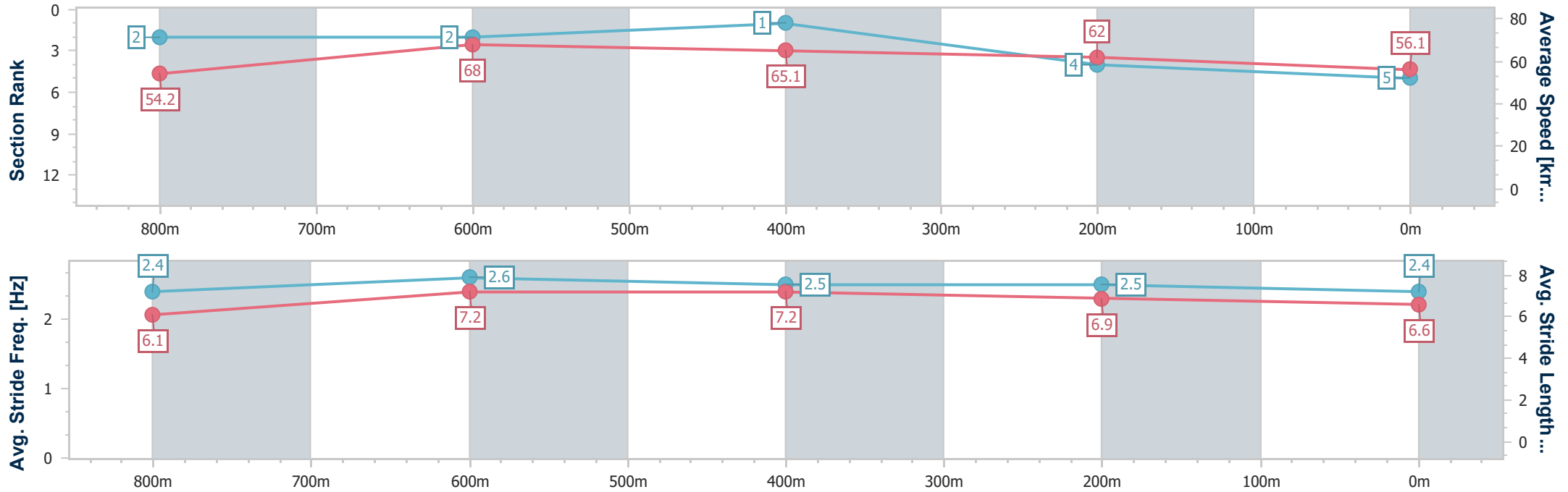


Sunshine Coast QLD Professional
 Race 4: PELICAN WATERS GOLF CLUB BENCHMARK 65
 Handicap - 1000m
 14 April 2024 - 15:07



Track Rating: Soft 6, Weather: Fine, Rail Position: True

Section	Overall	800m	600m	400m	200m
Section Times	0:59.62 [5] (0:13.30)	0:46.32 [2] (0:10.70)	0:35.62 [2] (0:11.14)	0:24.48 [1] (0:11.66)	0:12.82 [4] (0:12.82)
Average Speed [km/h]	54.2	68.0	65.1	62.0	56.1
Top Speed [km/h]	69.7	70.6	67.1	63.7	61.4
Avg. Dist. to Rail [m]	4.2	2.8	1.6	4.0	3.5
Avg. Stride Freq. [Hz]	2.4	2.6	2.5	2.5	2.4
Avg. Stride Length [m]	6.1	7.2	7.2	6.9	6.6



- [] Ranking at each section and finish
- .-.- No data available at this section
- NA No data available



Horse/Jockey Name	Mr Encore
Final Rank	6
Fastest Section Time (Section)	0:10.78 (800m)
Top Speed [km/h] (Section)	69.8 (Overall)
Race State	Finished

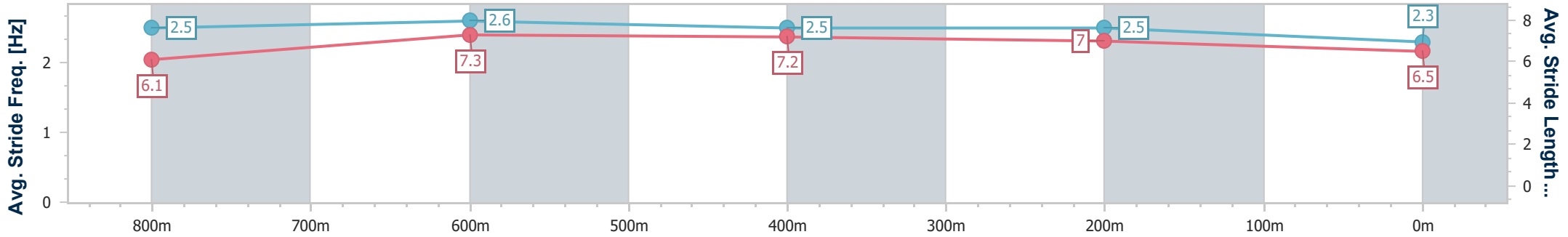
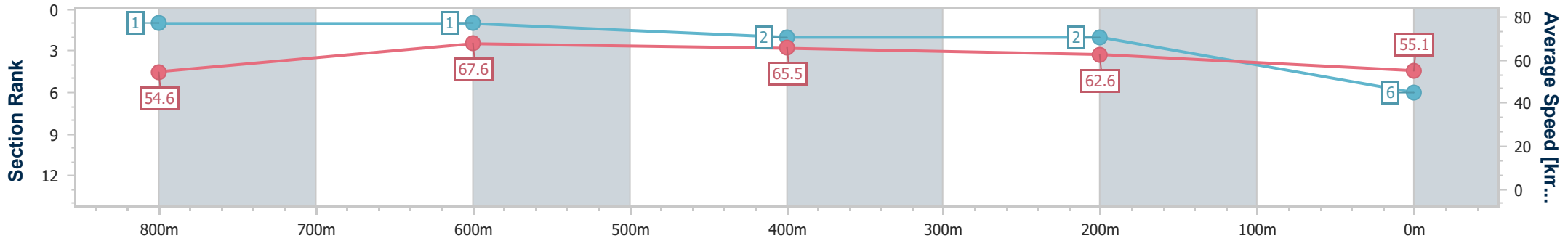


Sunshine Coast QLD Professional
 Race 4: PELICAN WATERS GOLF CLUB BENCHMARK 65
 Handicap - 1000m
 14 April 2024 - 15:07



Track Rating: Soft 6, Weather: Fine, Rail Position: True

Section	Overall	800m	600m	400m	200m
Section Times	0:59.78 [6] (0:13.20)	0:46.58 [1] (0:10.78)	0:35.80 [1] (0:11.23)	0:24.57 [2] (0:11.51)	0:13.06 [2] (0:13.06)
Average Speed [km/h]	54.6	67.6	65.5	62.6	55.1
Top Speed [km/h]	69.8	69.4	66.7	64.3	60.0
Avg. Dist. to Rail [m]	9.4	4.1	3.5	5.5	5.0
Avg. Stride Freq. [Hz]	2.5	2.6	2.5	2.5	2.3
Avg. Stride Length [m]	6.1	7.3	7.2	7.0	6.5



- [] Ranking at each section and finish
- .-.- No data available at this section
- NA No data available



Horse/Jockey Name	Belistic Man
Final Rank	7
Fastest Section Time (Section)	0:10.73 (800m)
Top Speed [km/h] (Section)	68.8 (Overall)
Race State	Finished

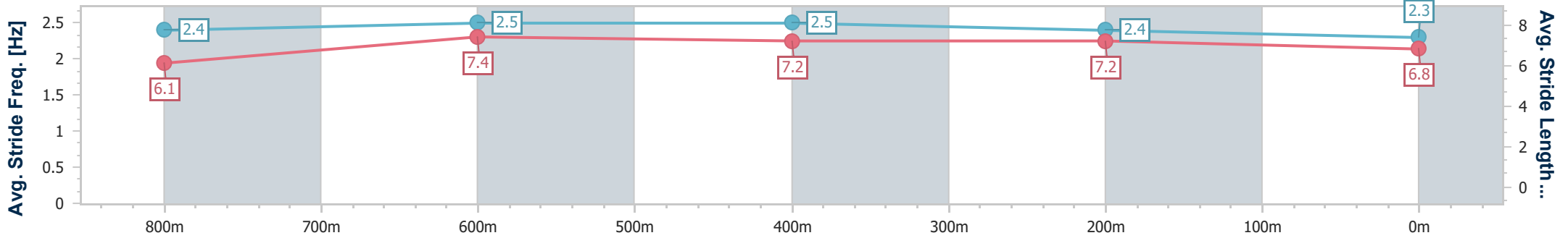
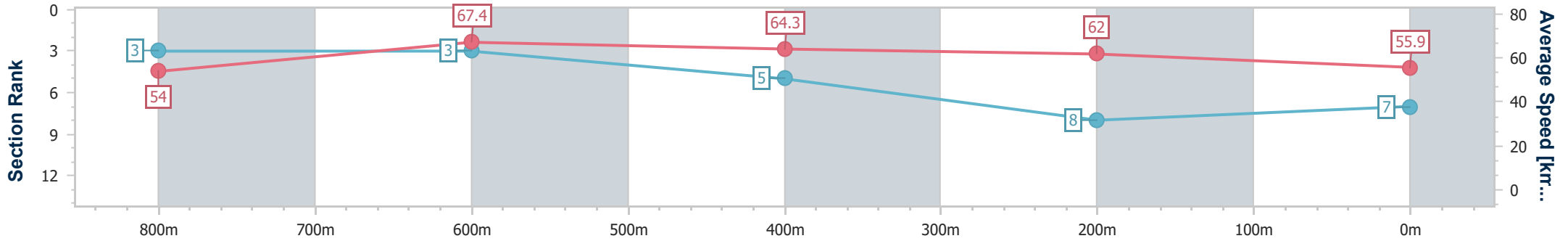


Sunshine Coast QLD Professional
 Race 4: PELICAN WATERS GOLF CLUB BENCHMARK 65
 Handicap - 1000m
 14 April 2024 - 15:07



Track Rating: Soft 6, Weather: Fine, Rail Position: True

Section	Overall	800m	600m	400m	200m
Section Times	0:59.91 [7] (0:13.33)	0:46.58 [3] (0:10.73)	0:35.85 [3] (0:11.40)	0:24.45 [5] (0:11.58)	0:12.87 [8] (0:12.87)
Average Speed [km/h]	54.0	67.4	64.3	62.0	55.9
Top Speed [km/h]	68.8	68.7	65.8	65.9	60.2
Avg. Dist. to Rail [m]	4.9	1.3	2.7	3.6	4.1
Avg. Stride Freq. [Hz]	2.4	2.5	2.5	2.4	2.3
Avg. Stride Length [m]	6.1	7.4	7.2	7.2	6.8



- [] Ranking at each section and finish
- .-.- No data available at this section
- NA No data available



Horse/Jockey Name	I Am A Marvel
Final Rank	8
Fastest Section Time (Section)	0:10.64 (800m)
Top Speed [km/h] (Section)	69.4 (800m)
Race State	Finished

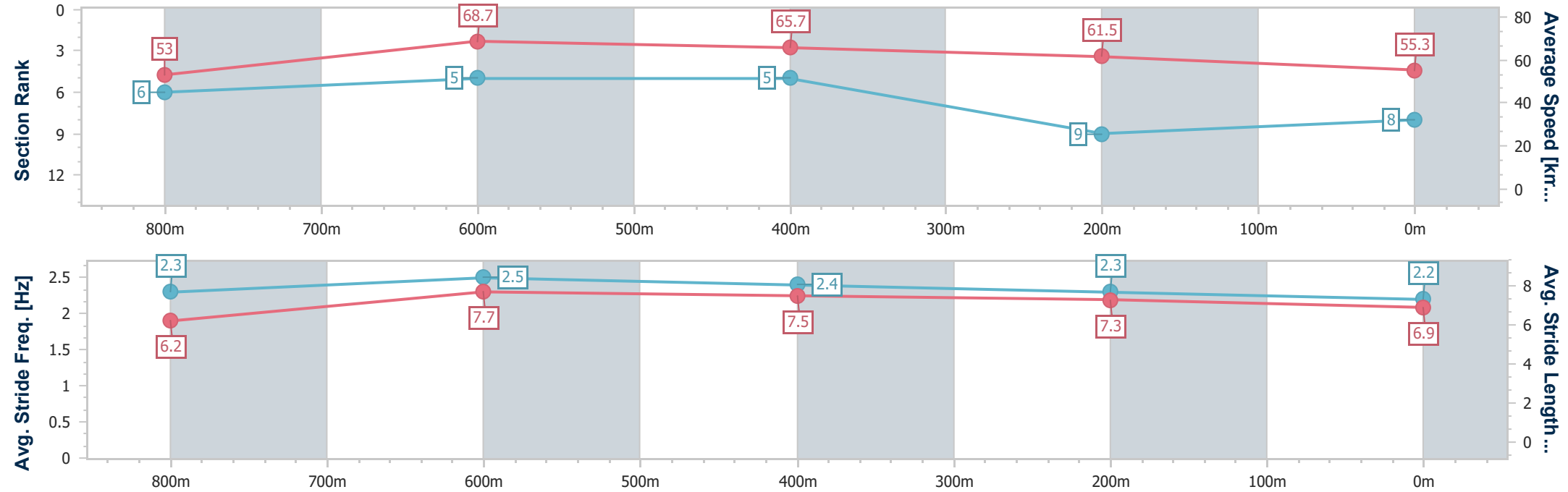


Sunshine Coast QLD Professional
 Race 4: PELICAN WATERS GOLF CLUB BENCHMARK 65
 Handicap - 1000m
 14 April 2024 - 15:07



Track Rating: Soft 6, Weather: Fine, Rail Position: True

Section	Overall	800m	600m	400m	200m
Section Times	1:00.17 [8] (0:13.63)	0:46.54 [6] (0:10.64)	0:35.90 [5] (0:11.19)	0:24.71 [5] (0:11.70)	0:13.01 [9] (0:13.01)
Average Speed [km/h]	53.0	68.7	65.7	61.5	55.3
Top Speed [km/h]	69.3	69.4	68.3	63.1	58.1
Avg. Dist. to Rail [m]	8.2	4.6	3.5	8.1	7.6
Avg. Stride Freq. [Hz]	2.3	2.5	2.4	2.3	2.2
Avg. Stride Length [m]	6.2	7.7	7.5	7.3	6.9



- [] Ranking at each section and finish
- .-.- No data available at this section
- NA No data available



Horse/Jockey Name	Our Red Planet
Final Rank	9
Fastest Section Time (Section)	0:10.60 (800m)
Top Speed [km/h] (Section)	68.6 (800m)
Race State	Finished

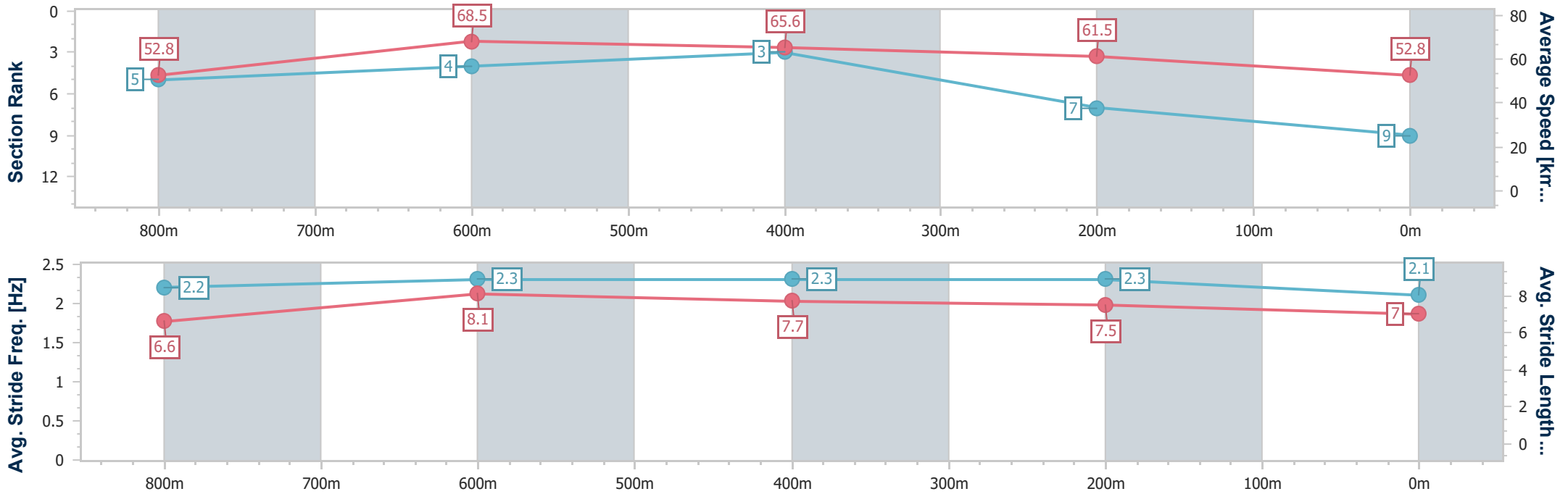


Sunshine Coast QLD Professional
 Race 4: PELICAN WATERS GOLF CLUB BENCHMARK 65
 Handicap - 1000m
 14 April 2024 - 15:07



Track Rating: Soft 6, Weather: Fine, Rail Position: True

Section	Overall	800m	600m	400m	200m
Section Times	1:00.57 [9] (0:13.62)	0:46.95 [5] (0:10.60)	0:36.35 [4] (0:11.00)	0:25.35 [3] (0:11.73)	0:13.62 [7] (0:13.62)
Average Speed [km/h]	52.8	68.5	65.6	61.5	52.8
Top Speed [km/h]	68.0	68.6	68.0	63.9	58.1
Avg. Dist. to Rail [m]	6.3	2.2	1.0	2.0	2.5
Avg. Stride Freq. [Hz]	2.2	2.3	2.3	2.3	2.1
Avg. Stride Length [m]	6.6	8.1	7.7	7.5	7.0



- [] Ranking at each section and finish
- .-.- No data available at this section
- NA No data available



Sunshine Coast QLD Professional
Race 5: BOLD DESIGN KITCHENS QTIS Three-Year-Old Maiden
Handicap - 1200m
14 April 2024 - 15:50



Track Rating: Soft 6, Weather: Fine, Rail Position: True

Section												Last 600m		
Field Times		Overall	1000m	800m	600m	400m	200m						0:36.58	
		1:12.99 (0:13.45)	0:59.54 (0:10.97)	0:48.57 (0:11.99)	0:36.58 (0:12.26)	0:24.32 (0:11.99)	0:12.33 (0:12.33)							
Rank	TAB	Horse/Jockey	Barrier	Top Speed [km/h]	Fastest Section							Margin	Distance Travelled [m]	
1	3	FOURANDHALF Ryan Maloney	3	66.8 1000m	0:11.24 1000m	1:12.99 [1] (0:14.27)	0:58.72 [10] (0:11.24)	0:47.48 [10] (0:11.78)	0:35.70 [10] (0:11.93)	0:23.77 [9] (0:11.54)	0:12.23 [4] (0:12.23)	1:12.99	0:35.70	
2	13	MOONFLEET Justin Huxtable	13	67.8 1000m	0:11.16 1000m	1:13.04 [2] (0:13.67)	0:59.37 [3] (0:11.16)	0:48.21 [3] (0:12.08)	0:36.13 [4] (0:12.20)	0:23.93 [7] (0:11.68)	0:12.25 [5] (0:12.25)	0.2L	0:36.13	+1
3	10	WATERMELON Boris Thornton	10	66.9 1000m	0:11.29 1000m	1:13.07 [3] (0:14.51)	0:58.56 [11] (0:11.29)	0:47.27 [11] (0:11.62)	0:35.65 [11] (0:11.84)	0:23.81 [10] (0:11.58)	0:12.23 [7] (0:12.23)	0.3L	0:35.65	+2
4	15	TORERA Mark Du Plessis	15	66.2 Overall	0:11.26 1000m	1:13.38 [4] (0:13.95)	0:59.43 [8] (0:11.26)	0:48.17 [7] (0:11.86)	0:36.31 [7] (0:12.10)	0:24.21 [8] (0:11.66)	0:12.55 [6] (0:12.55)	2.1L	0:36.31	+6
5	4	OLE BAZZLE Nikita Beriman	4	65.5 1000m	0:11.43 1000m	1:13.42 [5] (0:13.99)	0:59.43 [9] (0:11.43)	0:48.00 [8] (0:11.76)	0:36.24 [8] (0:11.88)	0:24.36 [4] (0:11.70)	0:12.66 [3] (0:12.66)	2.3L	0:36.24	+5
6	20	VIDEO VIXEN Jake Bayliss	20	67.7 1000m	0:11.02 1000m	1:13.59 [6] (0:13.47)	1:00.12 [2] (0:11.02)	0:49.10 [2] (0:12.03)	0:37.07 [2] (0:12.29)	0:24.78 [2] (0:11.85)	0:12.93 [1] (0:12.93)	3.1L	0:37.07	+1
7	2	CATALAN COMET Georgina Cartwright	2	67.7 1000m	0:10.97 1000m	1:13.69 [7] (0:13.45)	1:00.24 [1] (0:10.97)	0:49.27 [1] (0:11.99)	0:37.28 [1] (0:12.26)	0:25.02 [1] (0:12.05)	0:12.97 [2] (0:12.97)	3.6L	0:37.28	-2
8	16	TORNADO TORQUE Cody Collis	16	66.9 Overall	0:11.23 1000m	1:14.07 [8] (0:13.73)	1:00.34 [4] (0:11.23)	0:49.11 [5] (0:12.01)	0:37.10 [5] (0:12.10)	0:25.00 [5] (0:11.95)	0:13.05 [8] (0:13.05)	5.6L	0:37.10	+0
9	18	RUMBLING AWAY Cejay Graham	18	65.9 1000m	0:11.46 1000m	1:14.33 [9] (0:13.74)	1:00.59 [6] (0:11.46)	0:49.13 [6] (0:11.80)	0:37.33 [6] (0:12.08)	0:25.25 [6] (0:12.19)	0:13.06 [10] (0:13.06)	6.9L	0:37.33	-2
10	21	BALLROOM BLITZ Wendy Peel	21	65.1 1000m	0:11.57 1000m	1:14.54 [10] (0:13.91)	1:00.63 [7] (0:11.57)	0:49.06 [9] (0:11.78)	0:37.28 [9] (0:12.04)	0:25.24 [11] (0:12.18)	0:13.06 [11] (0:13.06)	8.2L	0:37.28	-3

Scratched: Our Bling (#17), Kidston (#6), John's Road (#9), Better Be Slick (#1), Takin'hell (#7), Ready To Flirt (#14), Champonnet (#19), Flying D'amore (#11), Dulverton Charm (#5), Iridescence (#12)

[] Ranking at each section and finish
 -:-:- No data available at this section
 NA No data available
 SCN Saddle cloth number
 DNF Did not finish
 DNT Did not track



Sunshine Coast QLD Professional
Race 5: BOLD DESIGN KITCHENS QTIS Three-Year-Old Maiden
Handicap - 1200m
14 April 2024 - 15:50



Track Rating: Soft 6, Weather: Fine, Rail Position: True

Section	Overall	1000m	800m	600m	400m	200m	Last 600m
Field Times	1:12.99 (0:13.45)	0:59.54 (0:10.97)	0:48.57 (0:11.99)	0:36.58 (0:12.26)	0:24.32 (0:11.99)	0:12.33 (0:12.33)	0:36.58

Rank	TAB	Horse/Jockey	Barrier	Top Speed [km/h]	Fastest Section	Margin	Distance Travelled [m]
11	8	BOLD AS BRASS	8	67.0	0:11.20	1:14.65 [11]	
		Sean Cormack		Overall	1000m	(0:13.74)	(0:11.20)
							(0:11.74)
							(0:12.18)
							(0:12.25)
							(0:13.54)
						8.7L	0:37.97
							-2

Scratched: Our Bling (#17), Kidston (#6), John's Road (#9), Better Be Slick (#1), Takin'hell (#7), Ready To Flirt (#14), Champonnet (#19), Flying D'amore (#11), Dulverton Charm (#5), Iridescence (#12)

[] Ranking at each section and finish
 -:-:-:- No data available at this section
 NA No data available

SCN Saddle cloth number
 DNF Did not finish
 DNT Did not track



Horse/Jockey Name	Fourandahalf
Final Rank	1
Fastest Section Time (Section)	0:11.24 (1000m)
Top Speed [km/h] (Section)	66.8 (1000m)
Race State	Finished

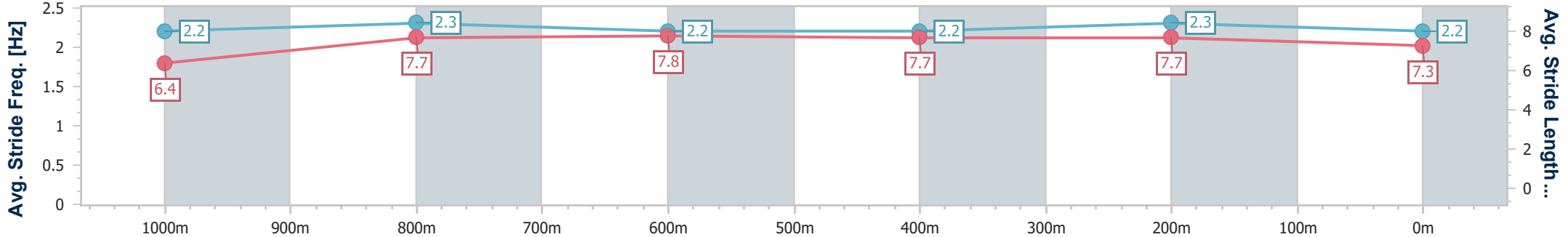
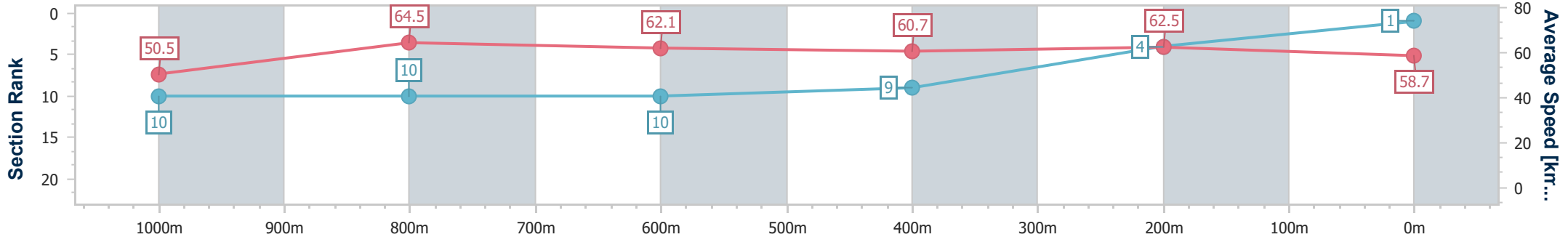


Sunshine Coast QLD Professional
 Race 5: BOLD DESIGN KITCHENS QTIS Three-Year-Old Maiden Handicap - 1200m
 14 April 2024 - 15:50



Track Rating: Soft 6, Weather: Fine, Rail Position: True

Section	Overall	1000m	800m	600m	400m	200m
Section Times	1:12.99 [1] (0:14.27)	0:58.72 [10] (0:11.24)	0:47.48 [10] (0:11.78)	0:35.70 [10] (0:11.93)	0:23.77 [9] (0:11.54)	0:12.23 [4] (0:12.23)
Average Speed [km/h]	50.5	64.5	62.1	60.7	62.5	58.7
Top Speed [km/h]	65.4	66.8	62.8	61.9	63.4	61.0
Avg. Dist. to Rail [m]	10.1	3.3	2.4	1.4	4.4	5.1
Avg. Stride Freq. [Hz]	2.2	2.3	2.2	2.2	2.3	2.2
Avg. Stride Length [m]	6.4	7.7	7.8	7.7	7.7	7.3



- [] Ranking at each section and finish
- .-.- No data available at this section
- NA No data available



Horse/Jockey Name	Moonfleet
Final Rank	2
Fastest Section Time (Section)	0:11.16 (1000m)
Top Speed [km/h] (Section)	67.8 (1000m)
Race State	Finished

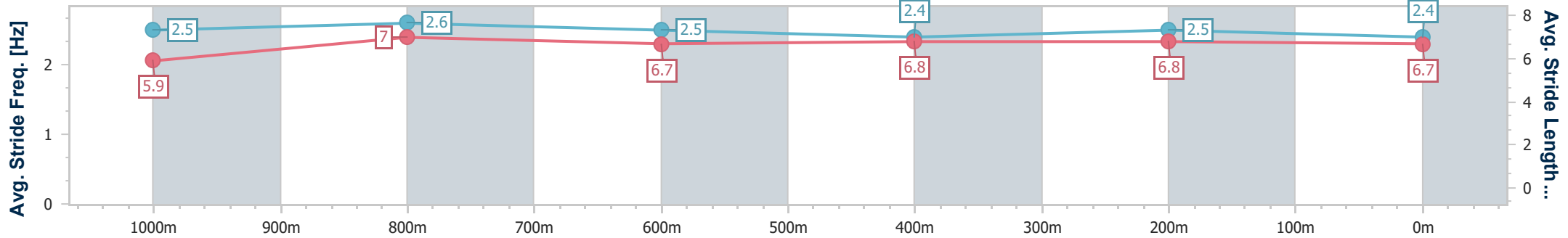
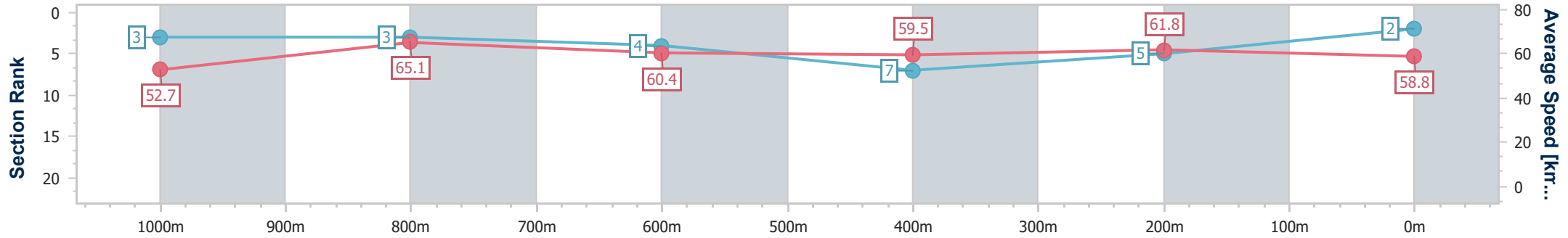


Sunshine Coast QLD Professional
 Race 5: BOLD DESIGN KITCHENS QTIS Three-Year-Old Maiden Handicap - 1200m
 14 April 2024 - 15:50



Track Rating: Soft 6, Weather: Fine, Rail Position: True

Section	Overall	1000m	800m	600m	400m	200m
Section Times	1:13.04 [2] (0:13.67)	0:59.37 [3] (0:11.16)	0:48.21 [3] (0:12.08)	0:36.13 [4] (0:12.20)	0:23.93 [7] (0:11.68)	0:12.25 [5]
Average Speed [km/h]	52.7	65.1	60.4	59.5	61.8	58.8
Top Speed [km/h]	67.3	67.8	62.4	60.5	62.9	62.1
Avg. Dist. to Rail [m]	7.3	3.6	2.2	1.6	7.2	7.4
Avg. Stride Freq. [Hz]	2.5	2.6	2.5	2.4	2.5	2.4
Avg. Stride Length [m]	5.9	7.0	6.7	6.8	6.8	6.7



- [] Ranking at each section and finish
- .-.- No data available at this section
- NA No data available



Horse/Jockey Name	Watermelon
Final Rank	3
Fastest Section Time (Section)	0:11.29 (1000m)
Top Speed [km/h] (Section)	66.9 (1000m)
Race State	Finished

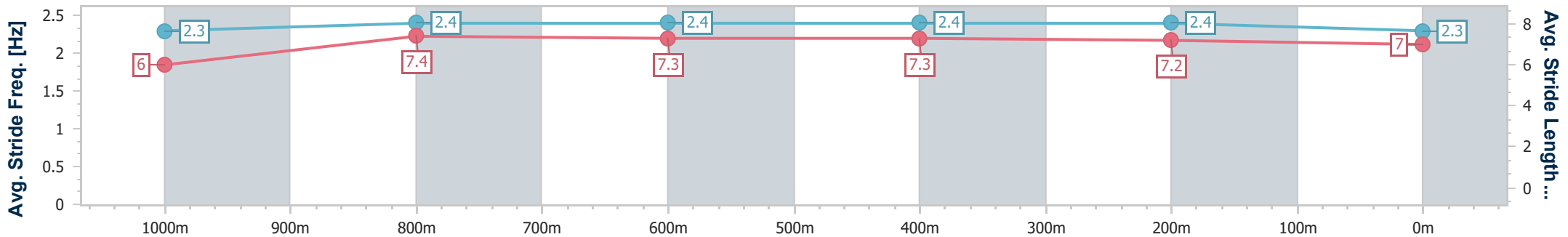
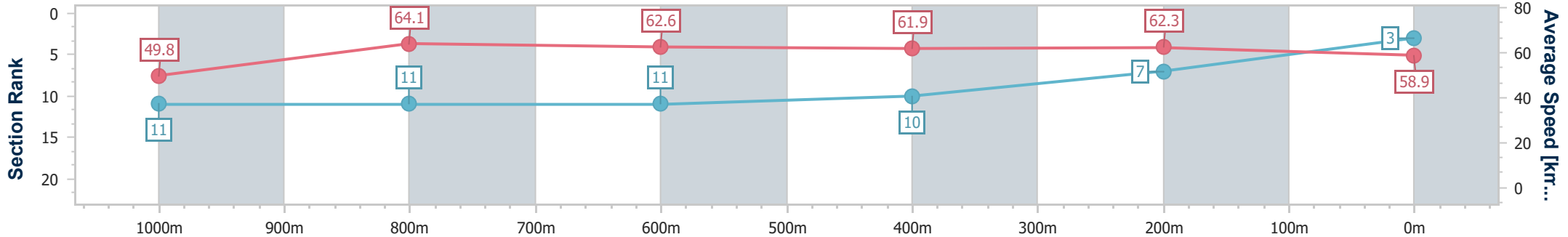


Sunshine Coast QLD Professional
 Race 5: BOLD DESIGN KITCHENS QTIS Three-Year-Old Maiden Handicap - 1200m
 14 April 2024 - 15:50



Track Rating: Soft 6, Weather: Fine, Rail Position: True

Section	Overall	1000m	800m	600m	400m	200m
Section Times	1:13.07 [3] (0:14.51)	0:58.56 [11] (0:11.29)	0:47.27 [11] (0:11.62)	0:35.65 [11] (0:11.84)	0:23.81 [10] (0:11.58)	0:12.23 [7]
Average Speed [km/h]	49.8	64.1	62.6	61.9	62.3	58.9
Top Speed [km/h]	63.7	66.9	63.4	63.1	64.0	62.1
Avg. Dist. to Rail [m]	11.3	2.9	1.7	3.0	8.1	8.9
Avg. Stride Freq. [Hz]	2.3	2.4	2.4	2.4	2.4	2.3
Avg. Stride Length [m]	6.0	7.4	7.3	7.3	7.2	7.0



- [] Ranking at each section and finish
- .-.- No data available at this section
- NA No data available



Horse/Jockey Name	Torera
Final Rank	4
Fastest Section Time (Section)	0:11.26 (1000m)
Top Speed [km/h] (Section)	66.2 (Overall)
Race State	Finished

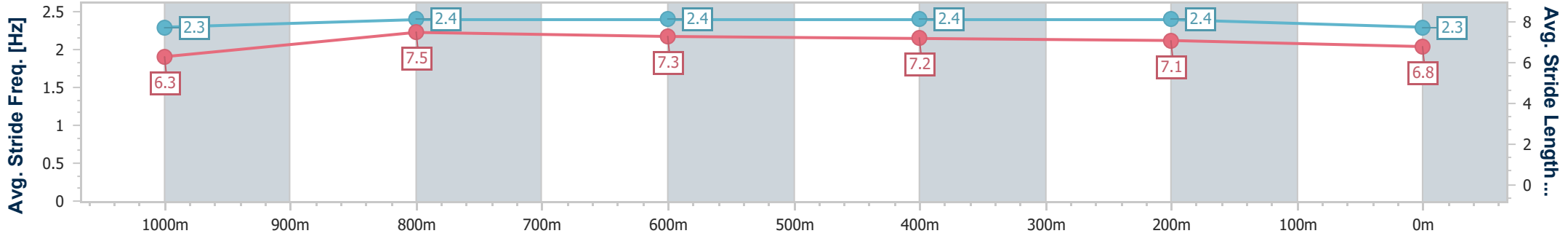
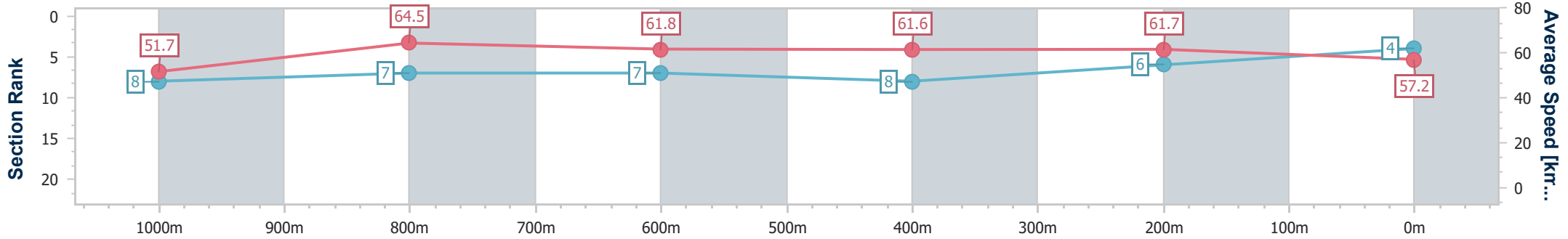


Sunshine Coast QLD Professional
 Race 5: BOLD DESIGN KITCHENS QTIS Three-Year-Old Maiden Handicap - 1200m
 14 April 2024 - 15:50



Track Rating: Soft 6, Weather: Fine, Rail Position: True

Section	Overall	1000m	800m	600m	400m	200m
Section Times	1:13.38 [4] (0:13.95)	0:59.43 [8] (0:11.26)	0:48.17 [7] (0:11.86)	0:36.31 [7] (0:12.10)	0:24.21 [8] (0:11.66)	0:12.55 [6] (0:12.55)
Average Speed [km/h]	51.7	64.5	61.8	61.6	61.7	57.2
Top Speed [km/h]	66.2	65.6	62.4	62.4	62.7	60.0
Avg. Dist. to Rail [m]	6.9	2.7	3.5	5.3	9.1	9.3
Avg. Stride Freq. [Hz]	2.3	2.4	2.4	2.4	2.4	2.3
Avg. Stride Length [m]	6.3	7.5	7.3	7.2	7.1	6.8



- [] Ranking at each section and finish
- .-.- No data available at this section
- NA No data available



Horse/Jockey Name	Ole Bazzle
Final Rank	5
Fastest Section Time (Section)	0:11.43 (1000m)
Top Speed [km/h] (Section)	65.5 (1000m)
Race State	Finished

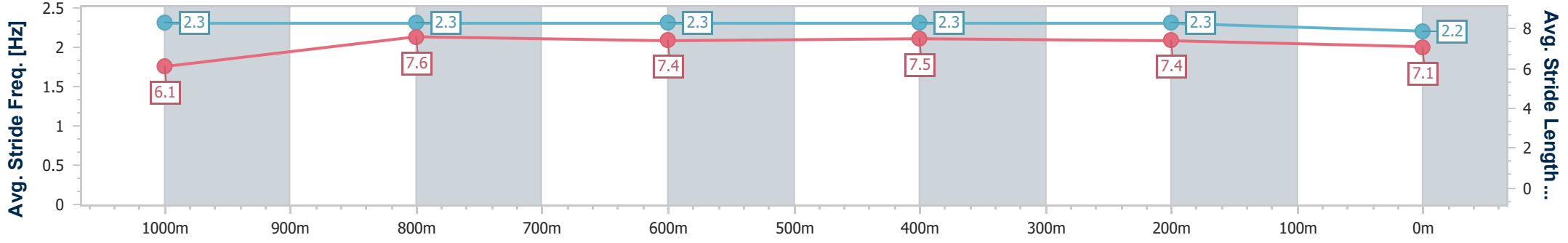
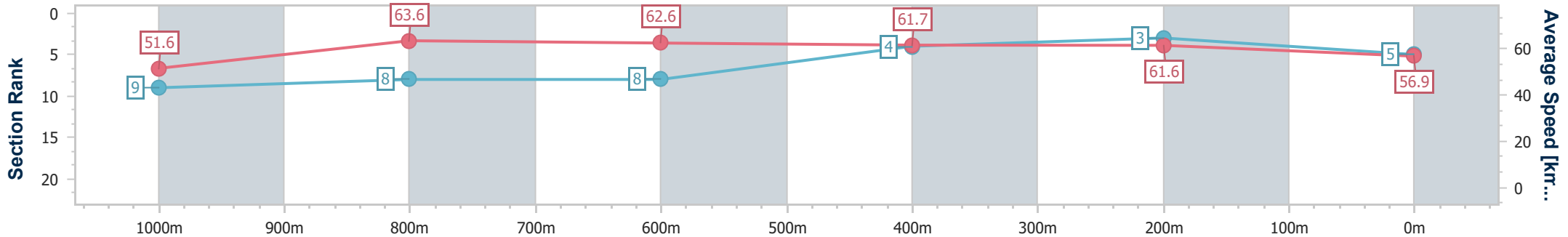


Sunshine Coast QLD Professional
 Race 5: BOLD DESIGN KITCHENS QTIS Three-Year-Old Maiden Handicap - 1200m
 14 April 2024 - 15:50



Track Rating: Soft 6, Weather: Fine, Rail Position: True

Section	Overall	1000m	800m	600m	400m	200m
Section Times	1:13.42 [5] (0:13.99)	0:59.43 [9] (0:11.43)	0:48.00 [8] (0:11.76)	0:36.24 [8] (0:11.88)	0:24.36 [4] (0:11.70)	0:12.66 [3] (0:12.66)
Average Speed [km/h]	51.6	63.6	62.6	61.7	61.6	56.9
Top Speed [km/h]	65.4	65.5	63.5	62.3	62.4	59.8
Avg. Dist. to Rail [m]	8.6	4.7	3.4	3.3	7.9	9.3
Avg. Stride Freq. [Hz]	2.3	2.3	2.3	2.3	2.3	2.2
Avg. Stride Length [m]	6.1	7.6	7.4	7.5	7.4	7.1



- [] Ranking at each section and finish
- .-.- No data available at this section
- NA No data available



Horse/Jockey Name	Video Vixen
Final Rank	6
Fastest Section Time (Section)	0:11.02 (1000m)
Top Speed [km/h] (Section)	67.7 (1000m)
Race State	Finished

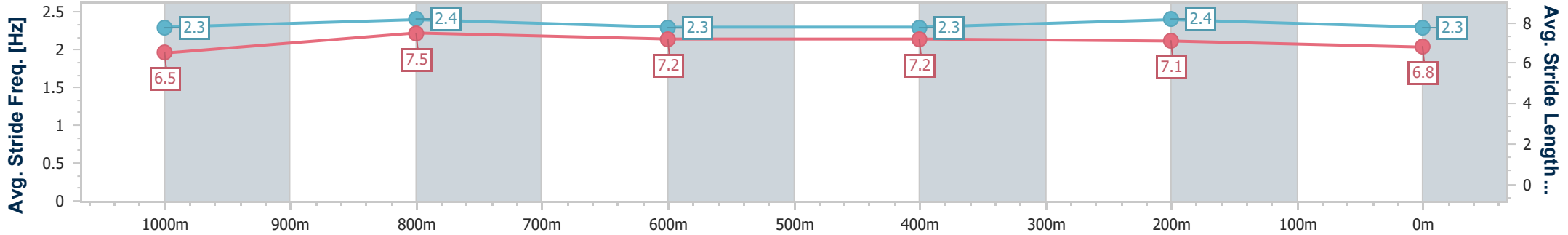
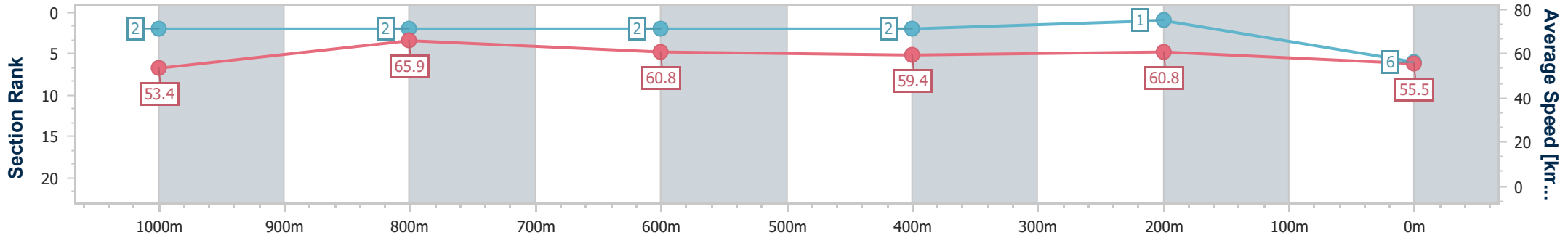


Sunshine Coast QLD Professional
 Race 5: BOLD DESIGN KITCHENS QTIS Three-Year-Old Maiden Handicap - 1200m
 14 April 2024 - 15:50



Track Rating: Soft 6, Weather: Fine, Rail Position: True

Section	Overall	1000m	800m	600m	400m	200m
Section Times	1:13.59 [6] (0:13.47)	1:00.12 [2] (0:11.02)	0:49.10 [2] (0:12.03)	0:37.07 [2] (0:12.29)	0:24.78 [2] (0:11.85)	0:12.93 [1] (0:12.93)
Average Speed [km/h]	53.4	65.9	60.8	59.4	60.8	55.5
Top Speed [km/h]	67.7	67.7	62.9	60.1	61.9	58.9
Avg. Dist. to Rail [m]	10.6	5.3	2.5	1.9	4.9	6.1
Avg. Stride Freq. [Hz]	2.3	2.4	2.3	2.3	2.4	2.3
Avg. Stride Length [m]	6.5	7.5	7.2	7.2	7.1	6.8



- [] Ranking at each section and finish
- .-.- No data available at this section
- NA No data available



Horse/Jockey Name	Catalan Comet
Final Rank	7
Fastest Section Time (Section)	0:10.97 (1000m)
Top Speed [km/h] (Section)	67.7 (1000m)
Race State	Finished

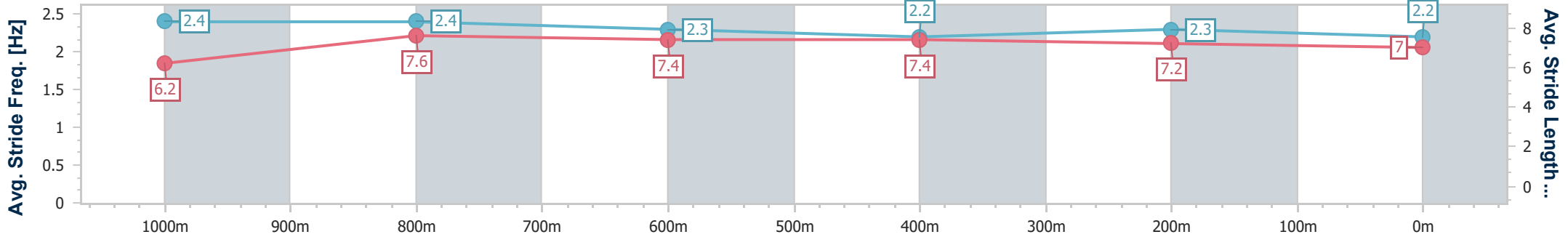
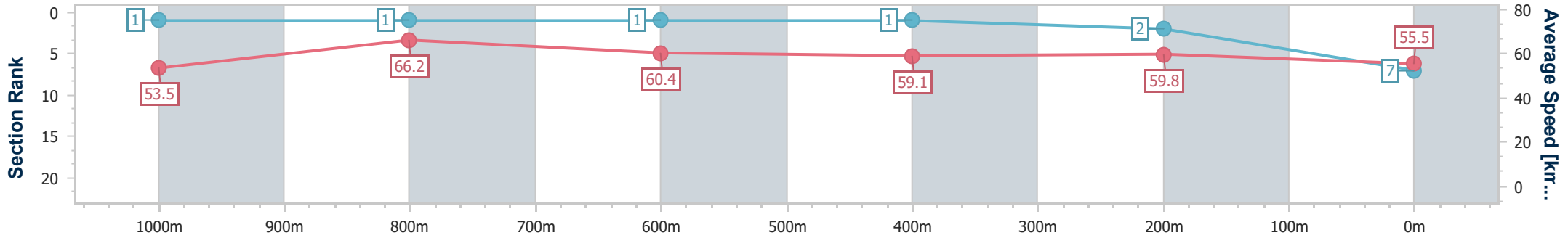


Sunshine Coast QLD Professional
 Race 5: BOLD DESIGN KITCHENS QTIS Three-Year-Old Maiden Handicap - 1200m
 14 April 2024 - 15:50



Track Rating: Soft 6, Weather: Fine, Rail Position: True

Section	Overall	1000m	800m	600m	400m	200m
Section Times	1:13.69 [7] (0:13.45)	1:00.24 [1] (0:10.97)	0:49.27 [1] (0:11.99)	0:37.28 [1] (0:12.26)	0:25.02 [1] (0:12.05)	0:12.97 [2] (0:12.97)
Average Speed [km/h]	53.5	66.2	60.4	59.1	59.8	55.5
Top Speed [km/h]	67.6	67.7	62.2	59.7	60.3	58.7
Avg. Dist. to Rail [m]	9.2	3.7	1.6	0.7	3.2	3.7
Avg. Stride Freq. [Hz]	2.4	2.4	2.3	2.2	2.3	2.2
Avg. Stride Length [m]	6.2	7.6	7.4	7.4	7.2	7.0



- [] Ranking at each section and finish
- .-.- No data available at this section
- NA No data available



Horse/Jockey Name	Tornado Torque
Final Rank	8
Fastest Section Time (Section)	0:11.23 (1000m)
Top Speed [km/h] (Section)	66.9 (Overall)
Race State	Finished

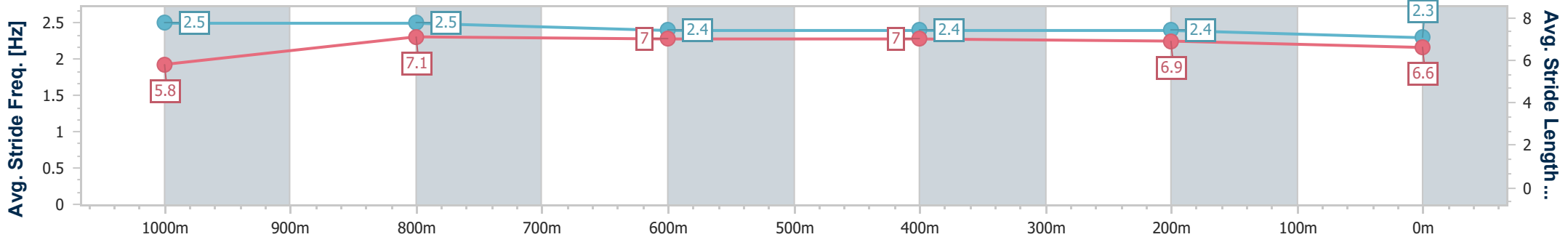
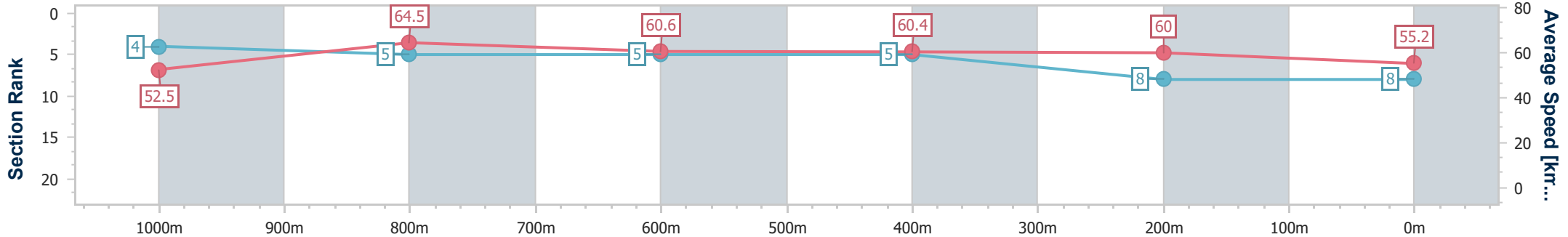


Sunshine Coast QLD Professional
 Race 5: BOLD DESIGN KITCHENS QTIS Three-Year-Old Maiden Handicap - 1200m
 14 April 2024 - 15:50



Track Rating: Soft 6, Weather: Fine, Rail Position: True

Section	Overall	1000m	800m	600m	400m	200m
Section Times	1:14.07 [8] (0:13.73)	1:00.34 [4] (0:11.23)	0:49.11 [5] (0:12.01)	0:37.10 [5] (0:12.10)	0:25.00 [5] (0:11.95)	0:13.05 [8] (0:13.05)
Average Speed [km/h]	52.5	64.5	60.6	60.4	60.0	55.2
Top Speed [km/h]	66.9	66.9	61.7	61.3	61.2	58.7
Avg. Dist. to Rail [m]	6.1	3.1	2.1	1.8	5.8	6.5
Avg. Stride Freq. [Hz]	2.5	2.5	2.4	2.4	2.4	2.3
Avg. Stride Length [m]	5.8	7.1	7.0	7.0	6.9	6.6



- [] Ranking at each section and finish
- .-.- No data available at this section
- NA No data available



Horse/Jockey Name	Rumbling Away
Final Rank	9
Fastest Section Time (Section)	0:11.46 (1000m)
Top Speed [km/h] (Section)	65.9 (1000m)
Race State	Finished

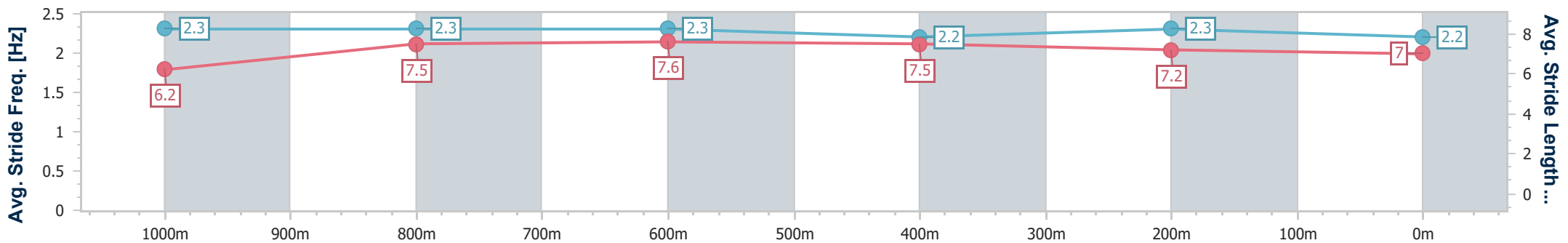
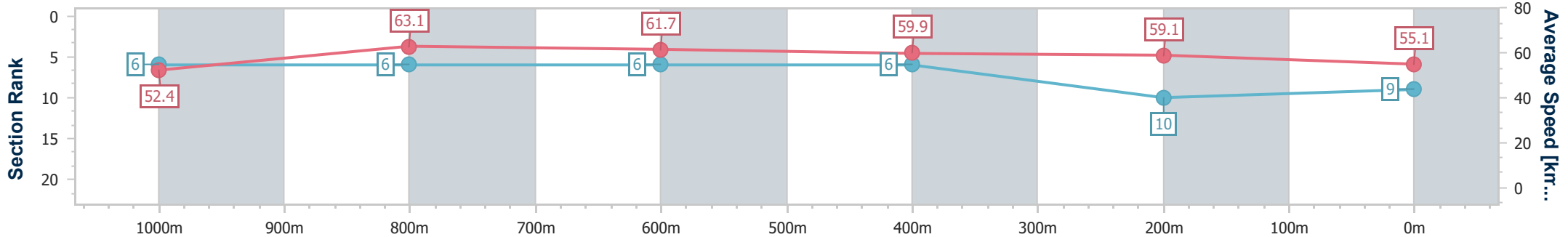


Sunshine Coast QLD Professional
 Race 5: BOLD DESIGN KITCHENS QTIS Three-Year-Old Maiden Handicap - 1200m
 14 April 2024 - 15:50



Track Rating: Soft 6, Weather: Fine, Rail Position: True

Section	Overall	1000m	800m	600m	400m	200m
Section Times	1:14.33 [9] (0:13.74)	1:00.59 [6] (0:11.46)	0:49.13 [6] (0:11.80)	0:37.33 [6] (0:12.08)	0:25.25 [6] (0:12.19)	0:13.06 [10] (0:13.06)
Average Speed [km/h]	52.4	63.1	61.7	59.9	59.1	55.1
Top Speed [km/h]	65.7	65.9	62.6	60.6	60.7	57.4
Avg. Dist. to Rail [m]	3.6	1.0	1.9	0.8	1.1	2.9
Avg. Stride Freq. [Hz]	2.3	2.3	2.3	2.2	2.3	2.2
Avg. Stride Length [m]	6.2	7.5	7.6	7.5	7.2	7.0



- [] Ranking at each section and finish
- .-.- No data available at this section
- NA No data available



Horse/Jockey Name	Ballroom Blitz
Final Rank	10
Fastest Section Time (Section)	0:11.57 (1000m)
Top Speed [km/h] (Section)	65.1 (1000m)
Race State	Finished

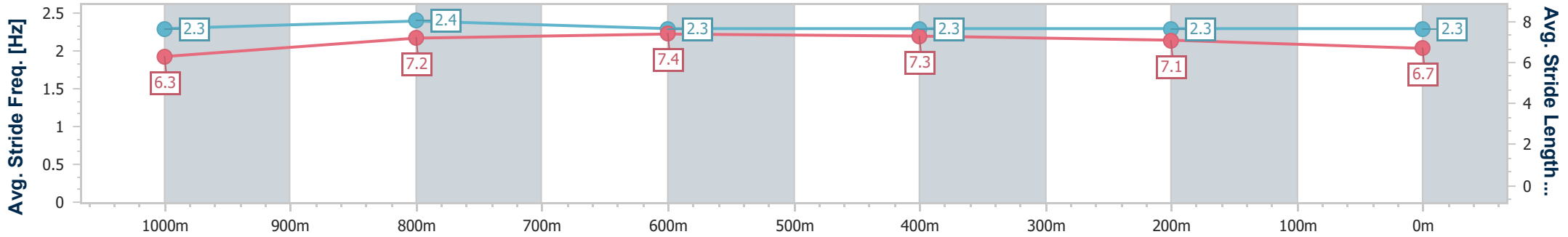
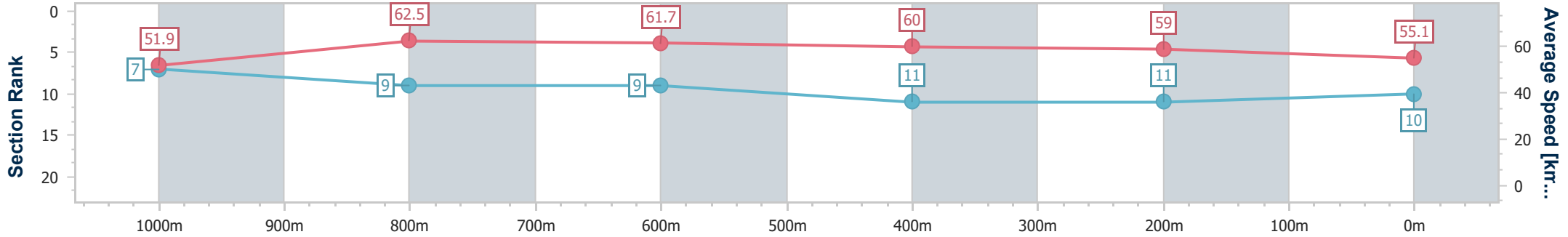


Sunshine Coast QLD Professional
 Race 5: BOLD DESIGN KITCHENS QTIS Three-Year-Old Maiden Handicap - 1200m
 14 April 2024 - 15:50



Track Rating: Soft 6, Weather: Fine, Rail Position: True

Section	Overall	1000m	800m	600m	400m	200m
Section Times	1:14.54 [10] (0:13.91)	1:00.63 [7] (0:11.57)	0:49.06 [9] (0:11.78)	0:37.28 [9] (0:12.04)	0:25.24 [11] (0:12.18)	0:13.06 [11] (0:13.06)
Average Speed [km/h]	51.9	62.5	61.7	60.0	59.0	55.1
Top Speed [km/h]	64.6	65.1	62.1	60.7	60.8	56.7
Avg. Dist. to Rail [m]	3.5	2.5	1.3	0.4	0.8	1.9
Avg. Stride Freq. [Hz]	2.3	2.4	2.3	2.3	2.3	2.3
Avg. Stride Length [m]	6.3	7.2	7.4	7.3	7.1	6.7



- [] Ranking at each section and finish
- .-.- No data available at this section
- NA No data available



Horse/Jockey Name	Bold As Brass
Final Rank	11
Fastest Section Time (Section)	0:11.20 (1000m)
Top Speed [km/h] (Section)	67.0 (Overall)
Race State	Finished

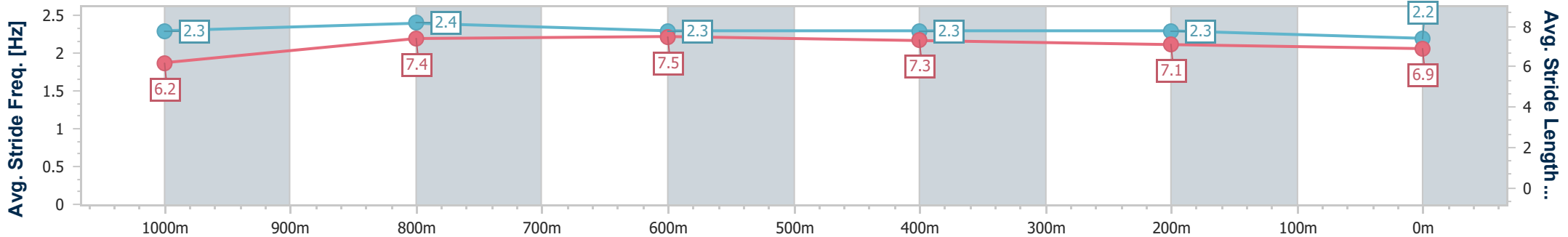
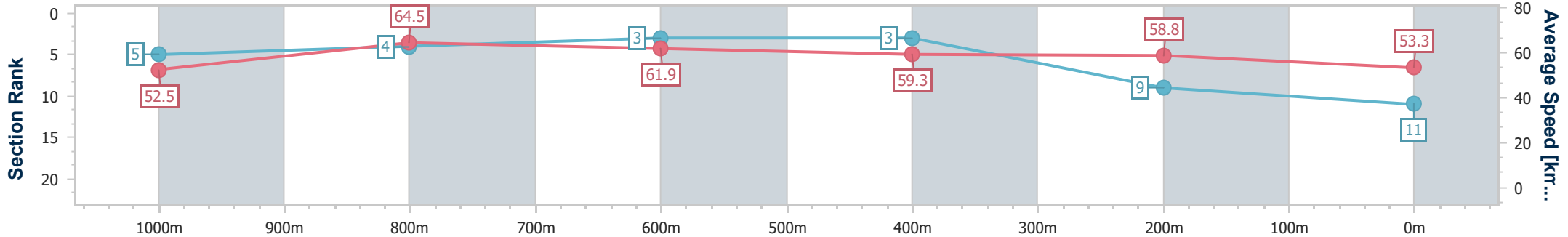


Sunshine Coast QLD Professional
 Race 5: BOLD DESIGN KITCHENS QTIS Three-Year-Old Maiden Handicap - 1200m
 14 April 2024 - 15:50



Track Rating: Soft 6, Weather: Fine, Rail Position: True

Section	Overall	1000m	800m	600m	400m	200m
Section Times	1:14.65 [11] (0:13.74)	1:00.91 [5] (0:11.20)	0:49.71 [4] (0:11.74)	0:37.97 [3] (0:12.18)	0:25.79 [3] (0:12.25)	0:13.54 [9] (0:13.54)
Average Speed [km/h]	52.5	64.5	61.9	59.3	58.8	53.3
Top Speed [km/h]	67.0	66.3	63.7	60.1	60.2	56.5
Avg. Dist. to Rail [m]	5.1	2.1	1.5	0.7	2.0	5.3
Avg. Stride Freq. [Hz]	2.3	2.4	2.3	2.3	2.3	2.2
Avg. Stride Length [m]	6.2	7.4	7.5	7.3	7.1	6.9



- [] Ranking at each section and finish
- .-.- No data available at this section
- NA No data available



Sunshine Coast QLD Professional

Race 6: PROLIQUOR BENCHMARK 62 Handicap - 1400m

14 April 2024 - 16:20



Track Rating: Soft 6, Weather: Fine, Rail Position: True

Section		Field Times										Last 600m				
		Overall	1200m	1000m	800m	600m	400m					0:35.35				
		(0:14.31)	(0:11.87)	(0:12.57)	(0:12.33)	(0:12.00)	(0:11.45)									
Rank	TAB	Horse/Jockey	Barrier	Top Speed [km/h]	Fastest Section											Distance Travelled [m]
1	1	BASSAC LANE James Orman	1	64.0 400m	0:11.39 400m	1:26.43 [1] (0:14.43)	1:12.00 [2] (0:11.87)	1:00.13 [2] (0:12.59)	0:47.54 [2] (0:12.34)	0:35.20 [2] (0:11.91)	0:23.29 [2] (0:11.39)	0:35.20				
2	3	ADONISEA Jag Guthmann-Chester	3	64.8 400m	0:11.28 400m	1:26.43 [2] (0:14.58)	1:11.85 [3] (0:12.03)	0:59.82 [3] (0:12.52)	0:47.30 [4] (0:12.32)	0:34.98 [4] (0:11.87)	0:23.11 [4] (0:11.28)	0:34.98 +1				
3	10	JAC THE GREAT Micheal Hellyer	10	64.9 400m	0:11.16 400m	1:26.63 [3] (0:15.18)	1:11.45 [9] (0:12.13)	0:59.32 [8] (0:12.51)	0:46.81 [9] (0:12.34)	0:34.47 [9] (0:11.56)	0:22.91 [9] (0:11.16)	0:34.47 +0				
4	12	IOANE Cody Collis	12	64.5 400m	0:11.27 400m	1:26.64 [4] (0:14.99)	1:11.65 [6] (0:12.01)	0:59.64 [6] (0:12.42)	0:47.22 [5] (0:12.24)	0:34.98 [5] (0:11.83)	0:23.15 [6] (0:11.27)	0:34.98 -4				
5	6	HARMONY REIGNS Sean Cormack	6	65.6 400m	0:11.26 400m	1:26.69 [5] (0:14.87)	1:11.82 [5] (0:12.07)	0:59.75 [5] (0:12.55)	0:47.20 [6] (0:12.24)	0:34.96 [6] (0:11.67)	0:23.29 [5] (0:11.26)	0:34.96 -1				
6	14	BID FOR FAME Mark Du Plessis	14	64.6 400m	0:11.30 400m	1:26.81 [6] (0:15.02)	1:11.79 [7] (0:12.12)	0:59.67 [7] (0:12.57)	0:47.10 [7] (0:12.31)	0:34.79 [7] (0:11.59)	0:23.20 [7] (0:11.30)	0:34.79 -3				
7	11	PROUD WITH PRIDE Damien Thornton	11	63.2 400m	0:11.55 400m	1:27.05 [7] (0:14.71)	1:12.34 [4] (0:12.00)	1:00.34 [4] (0:12.41)	0:47.93 [3] (0:12.30)	0:35.63 [3] (0:11.87)	0:23.76 [3] (0:11.55)	0:35.63 -3				
8	13	TORQUE LEICA STAR Robbie Dolan	13	63.3 400m	0:11.54 400m	1:27.41 [8] (0:15.16)	1:12.25 [8] (0:12.16)	1:00.09 [9] (0:12.44)	0:47.65 [8] (0:12.32)	0:35.33 [8] (0:11.58)	0:23.75 [8] (0:11.54)	0:35.33 -9				
9	9	TUKI TWELVE Jake Bayliss	9	63.2 Overall	0:11.87 1200m	1:27.49 [9] (0:14.31)	1:13.18 [1] (0:11.87)	1:01.31 [1] (0:12.57)	0:48.74 [1] (0:12.33)	0:36.41 [1] (0:12.00)	0:24.41 [1] (0:11.94)	0:36.41 -4				

Scratched: Soarhi (#7), Picko Rocks (#2), Nightstick (#5), Sokudo (#8), Half Crown (#4), Sarodec (#15)

[] Ranking at each section and finish
 -:-:- No data available at this section
 NA No data available

SCN Saddle cloth number
 DNF Did not finish
 DNT Did not track



Sunshine Coast QLD Professional

Race 6: PROLIQUOR BENCHMARK 62 Handicap - 1400m



14 April 2024 - 16:20

Track Rating: Soft 6, Weather: Fine, Rail Position: True

Section				200m				Last 600m	
Field Times				0:11.90				0:35.35	
				(0:11.90)					
Rank	TAB	Horse/Jockey	Barrier	Top Speed [km/h]	Fastest Section	Margin			Distance Travelled [m]
1	1	BASSAC LANE James Orman	1	64.0 400m	0:11.39 400m	0:11.90 [1] (0:11.90)	1:26.43		0:35.20
2	3	ADONISEA Jag Guthmann-Chester	3	64.8 400m	0:11.28 400m	0:11.83 [2] (0:11.83)	0.1L		0:34.98 +1
3	10	JAC THE GREAT Micheal Hellyer	10	64.9 400m	0:11.16 400m	0:11.75 [6] (0:11.75)	1.1L		0:34.47 +0
4	12	IOANE Cody Collis	12	64.5 400m	0:11.27 400m	0:11.88 [4] (0:11.88)	1.2L		0:34.98 -4
5	6	HARMONY REIGNS Sean Cormack	6	65.6 400m	0:11.26 400m	0:12.03 [3] (0:12.03)	1.4L		0:34.96 -1
6	14	BID FOR FAME Mark Du Plessis	14	64.6 400m	0:11.30 400m	0:11.90 [7] (0:11.90)	1.9L		0:34.79 -3
7	11	PROUD WITH PRIDE Damien Thornton	11	63.2 400m	0:11.55 400m	0:12.21 [5] (0:12.21)	3.2L		0:35.63 -3
8	13	TORQUE LEICA STAR Robbie Dolan	13	63.3 400m	0:11.54 400m	0:12.21 [9] (0:12.21)	5.2L		0:35.33 -9
9	9	TUKI TWELVE Jake Bayliss	9	63.2 Overall	0:11.87 1200m	0:12.47 [8] (0:12.47)	5.5L		0:36.41 -4

Scratched: Soarhi (#7), Picko Rocks (#2), Nightstick (#5), Sokudo (#8), Half Crown (#4), Sarodec (#15)



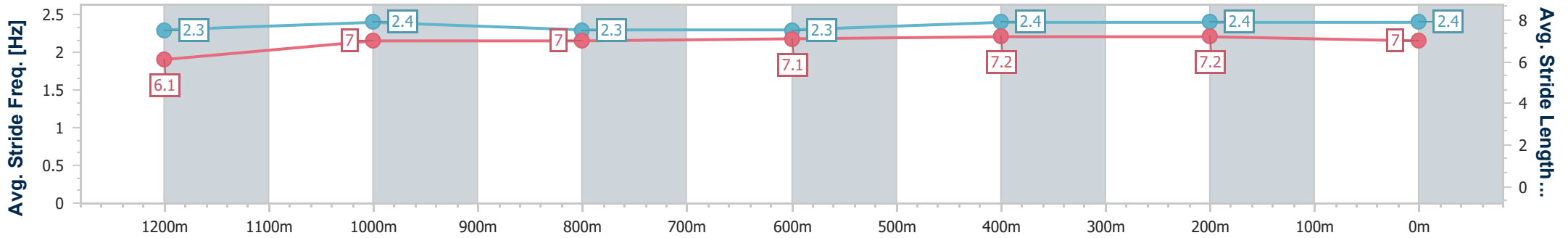
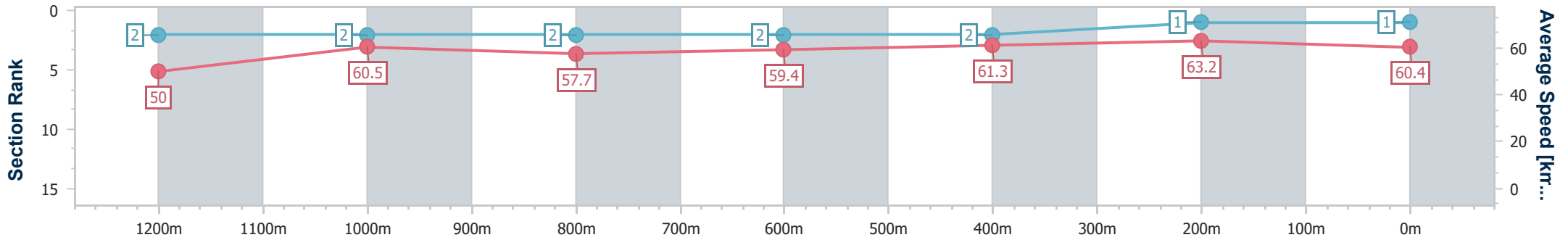
Horse/Jockey Name	Bassac Lane
Final Rank	1
Fastest Section Time (Section)	0:11.39 (400m)
Top Speed [km/h] (Section)	64.0 (400m)
Race State	Finished



Sunshine Coast QLD Professional
 Race 6: PROLIQUOR BENCHMARK 62 Handicap - 1400m
 14 April 2024 - 16:20
 Track Rating: Soft 6, Weather: Fine, Rail Position: True



Section	Overall	1200m	1000m	800m	600m	400m	200m
Section Times	1:26.43 [1] (0:14.43)	1:12.00 [2] (0:11.87)	1:00.13 [2] (0:12.59)	0:47.54 [2] (0:12.34)	0:35.20 [2] (0:11.91)	0:23.29 [2] (0:11.39)	0:11.90 [1] (0:11.90)
Average Speed [km/h]	50.0	60.5	57.7	59.4	61.3	63.2	60.4
Top Speed [km/h]	63.3	63.0	58.1	60.7	63.4	64.0	62.5
Avg. Dist. to Rail [m]	11.5	5.0	3.2	2.8	2.4	5.3	6.2
Avg. Stride Freq. [Hz]	2.3	2.4	2.3	2.3	2.4	2.4	2.4
Avg. Stride Length [m]	6.1	7.0	7.0	7.1	7.2	7.2	7.0



- [] Ranking at each section and finish
- .-.- No data available at this section
- NA No data available



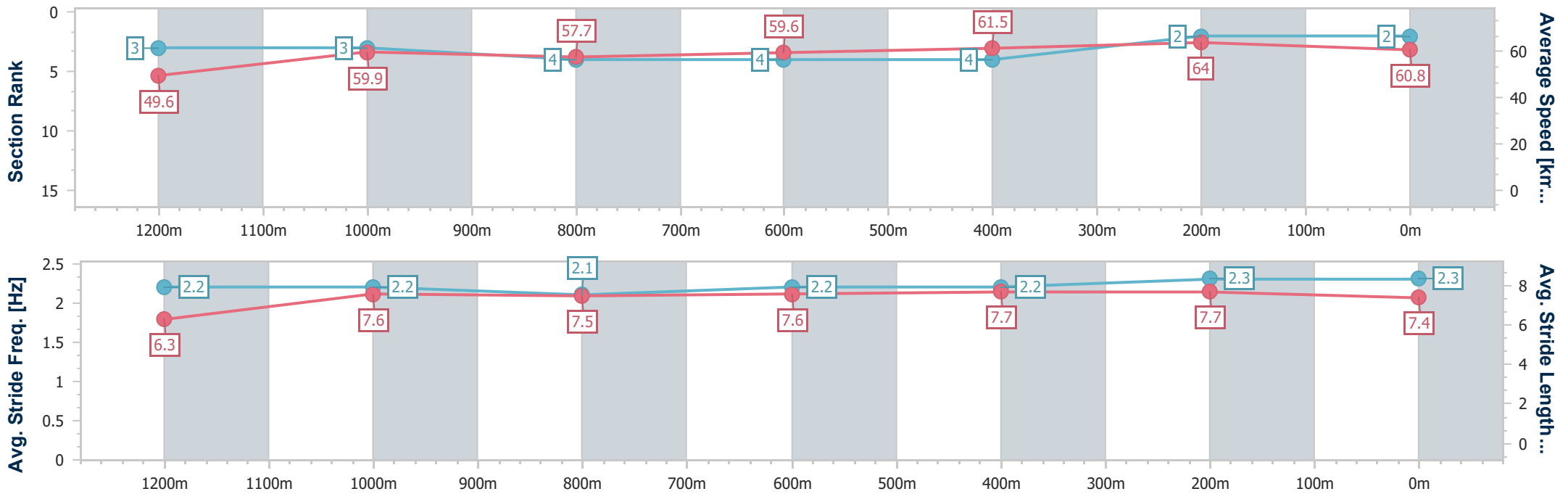
Horse/Jockey Name	Adonisea
Final Rank	2
Fastest Section Time (Section)	0:11.28 (400m)
Top Speed [km/h] (Section)	64.8 (400m)
Race State	Finished



Sunshine Coast QLD Professional
 Race 6: PROLIQUOR BENCHMARK 62 Handicap - 1400m
 14 April 2024 - 16:20
 Track Rating: Soft 6, Weather: Fine, Rail Position: True



Section	Overall	1200m	1000m	800m	600m	400m	200m
Section Times	1:26.43 [2] (0:14.58)	1:11.85 [3] (0:12.03)	0:59.82 [3] (0:12.52)	0:47.30 [4] (0:12.32)	0:34.98 [4] (0:11.87)	0:23.11 [4] (0:11.28)	0:11.83 [2] (0:11.83)
Average Speed [km/h]	49.6	59.9	57.7	59.6	61.5	64.0	60.8
Top Speed [km/h]	61.0	61.4	58.3	61.1	64.5	64.8	62.5
Avg. Dist. to Rail [m]	7.1	3.9	3.2	2.7	2.7	6.7	8.1
Avg. Stride Freq. [Hz]	2.2	2.2	2.1	2.2	2.2	2.3	2.3
Avg. Stride Length [m]	6.3	7.6	7.5	7.6	7.7	7.7	7.4



- [] Ranking at each section and finish
- .-.- No data available at this section
- NA No data available



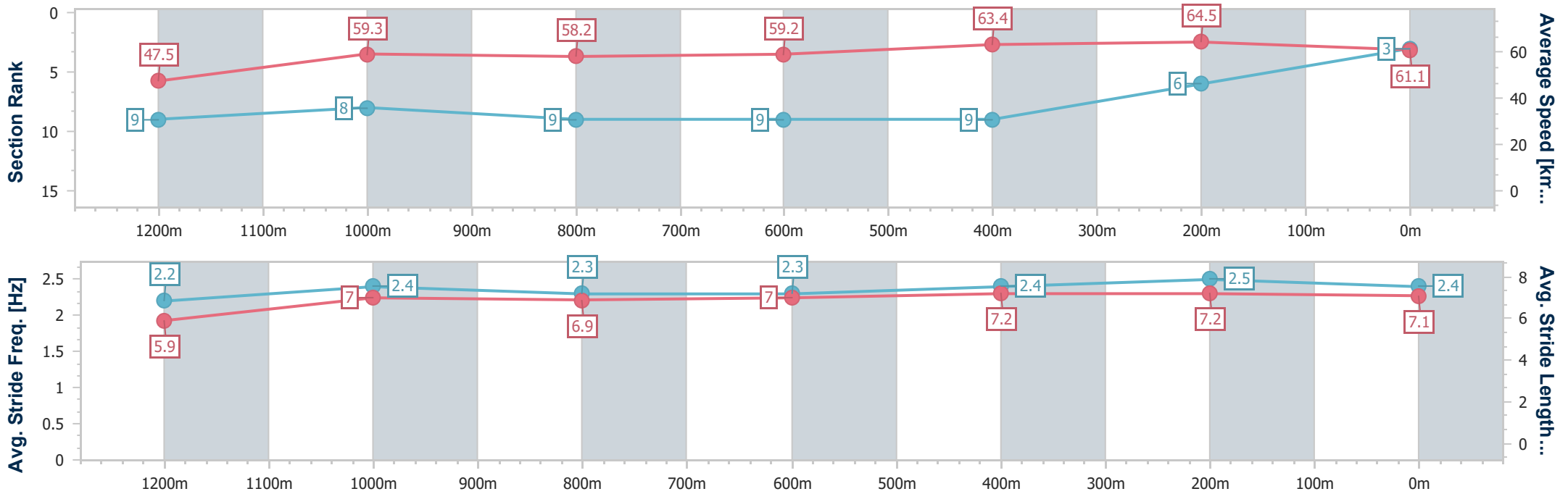
Horse/Jockey Name	Jac The Great
Final Rank	3
Fastest Section Time (Section)	0:11.16 (400m)
Top Speed [km/h] (Section)	64.9 (400m)
Race State	Finished



Sunshine Coast QLD Professional
 Race 6: PROLIQUOR BENCHMARK 62 Handicap - 1400m
 14 April 2024 - 16:20
 Track Rating: Soft 6, Weather: Fine, Rail Position: True



Section	Overall	1200m	1000m	800m	600m	400m	200m
Section Times	1:26.63 [3] (0:15.18)	1:11.45 [9] (0:12.13)	0:59.32 [8] (0:12.51)	0:46.81 [9] (0:12.34)	0:34.47 [9] (0:11.56)	0:22.91 [9] (0:11.16)	0:11.75 [6]
Average Speed [km/h]	47.5	59.3	58.2	59.2	63.4	64.5	61.1
Top Speed [km/h]	60.3	60.4	59.2	62.6	64.3	64.9	64.0
Avg. Dist. to Rail [m]	11.3	4.7	3.4	2.6	2.8	6.7	9.7
Avg. Stride Freq. [Hz]	2.2	2.4	2.3	2.3	2.4	2.5	2.4
Avg. Stride Length [m]	5.9	7.0	6.9	7.0	7.2	7.2	7.1



- [] Ranking at each section and finish
- .-.- No data available at this section
- NA No data available



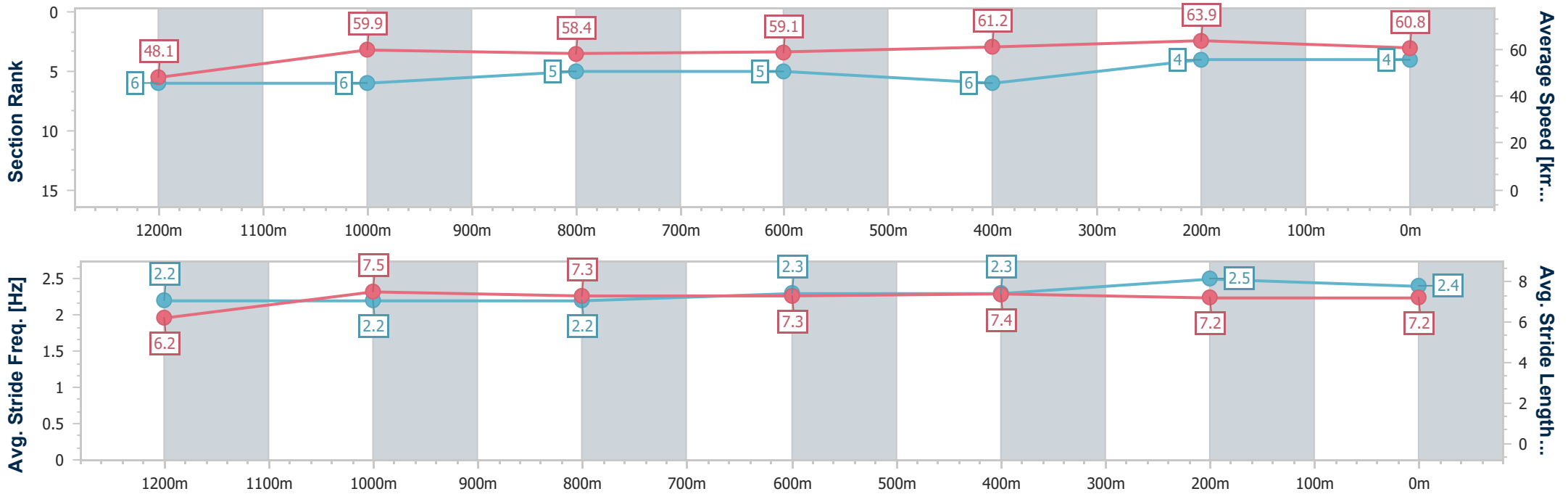
Horse/Jockey Name	Ioane
Final Rank	4
Fastest Section Time (Section)	0:11.27 (400m)
Top Speed [km/h] (Section)	64.5 (400m)
Race State	Finished



Sunshine Coast QLD Professional
 Race 6: PROLIQUOR BENCHMARK 62 Handicap - 1400m
 14 April 2024 - 16:20
 Track Rating: Soft 6, Weather: Fine, Rail Position: True



Section	Overall	1200m	1000m	800m	600m	400m	200m
Section Times	1:26.64 [4] (0:14.99)	1:11.65 [6] (0:12.01)	0:59.64 [6] (0:12.42)	0:47.22 [5] (0:12.24)	0:34.98 [5] (0:11.83)	0:23.15 [6] (0:11.27)	0:11.88 [4] (0:11.88)
Average Speed [km/h]	48.1	59.9	58.4	59.1	61.2	63.9	60.8
Top Speed [km/h]	61.1	60.9	59.3	61.5	63.8	64.5	63.2
Avg. Dist. to Rail [m]	5.6	2.8	2.2	1.6	0.8	2.9	5.2
Avg. Stride Freq. [Hz]	2.2	2.2	2.2	2.3	2.3	2.5	2.4
Avg. Stride Length [m]	6.2	7.5	7.3	7.3	7.4	7.2	7.2



- [] Ranking at each section and finish
- .-.- No data available at this section
- NA No data available



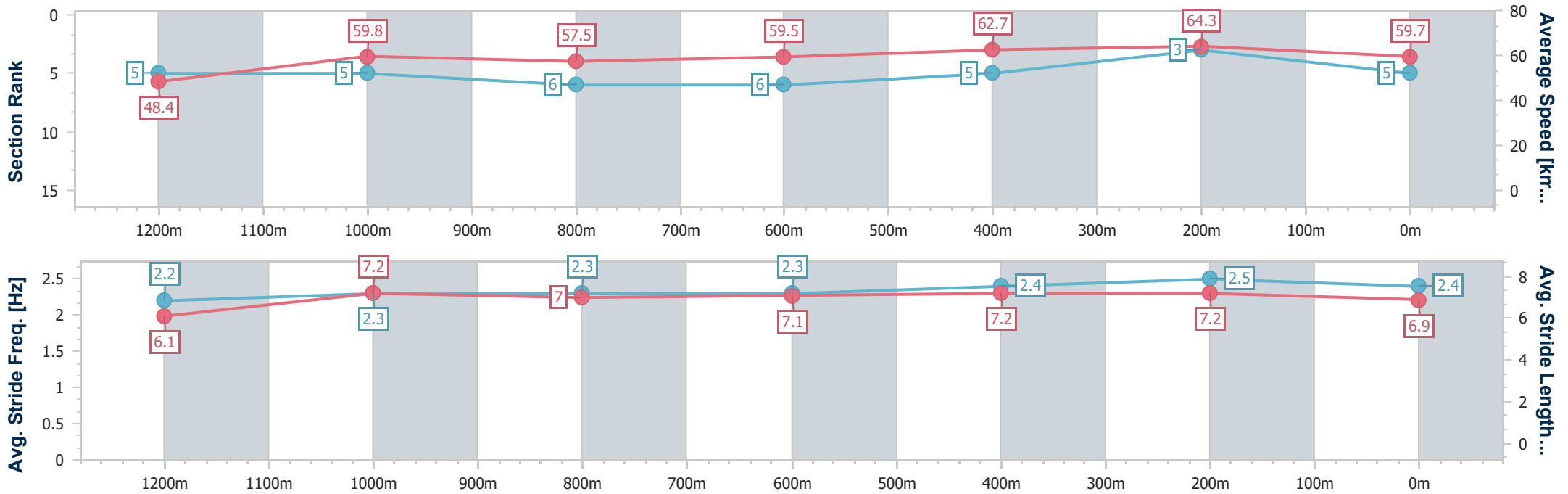
Horse/Jockey Name	Harmony Reigns
Final Rank	5
Fastest Section Time (Section)	0:11.26 (400m)
Top Speed [km/h] (Section)	65.6 (400m)
Race State	Finished



Sunshine Coast QLD Professional
 Race 6: PROLIQUOR BENCHMARK 62 Handicap - 1400m
 14 April 2024 - 16:20
 Track Rating: Soft 6, Weather: Fine, Rail Position: True



Section	Overall	1200m	1000m	800m	600m	400m	200m
Section Times	1:26.69 [5] (0:14.87)	1:11.82 [5] (0:12.07)	0:59.75 [5] (0:12.55)	0:47.20 [6] (0:12.24)	0:34.96 [6] (0:11.67)	0:23.29 [5] (0:11.26)	0:12.03 [3] (0:12.03)
Average Speed [km/h]	48.4	59.8	57.5	59.5	62.7	64.3	59.7
Top Speed [km/h]	60.9	61.5	58.3	62.2	65.6	65.6	62.4
Avg. Dist. to Rail [m]	5.4	3.9	3.1	1.9	2.7	8.0	11.0
Avg. Stride Freq. [Hz]	2.2	2.3	2.3	2.3	2.4	2.5	2.4
Avg. Stride Length [m]	6.1	7.2	7.0	7.1	7.2	7.2	6.9



- [] Ranking at each section and finish
- .-.- No data available at this section
- NA No data available



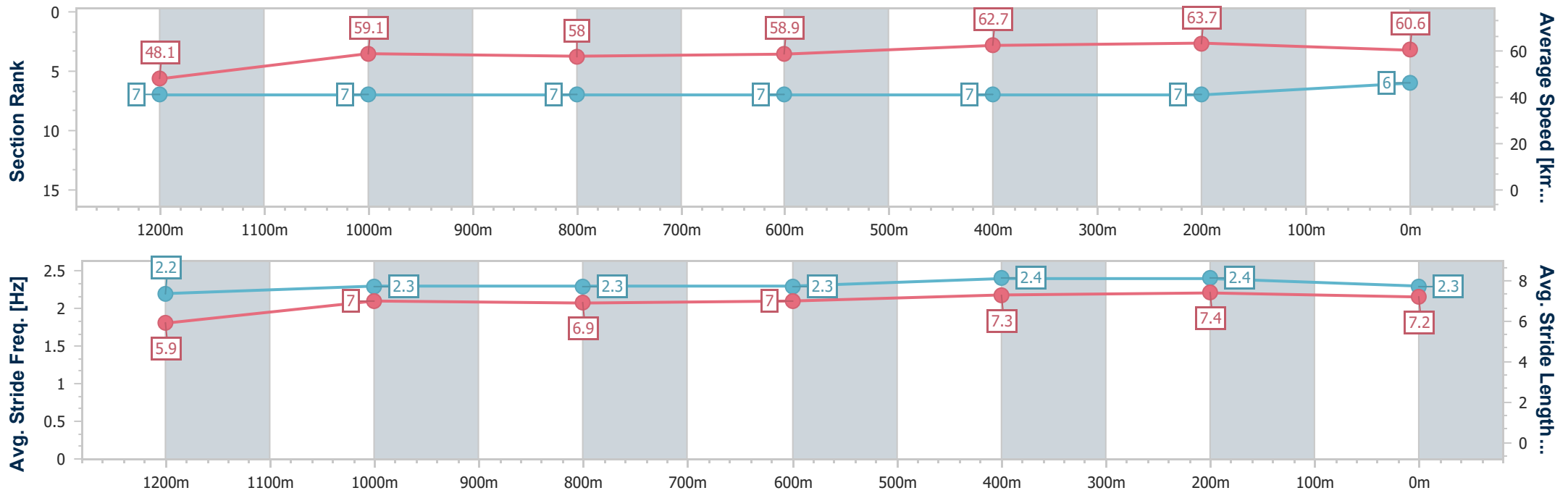
Horse/Jockey Name	Bid For Fame
Final Rank	6
Fastest Section Time (Section)	0:11.30 (400m)
Top Speed [km/h] (Section)	64.6 (400m)
Race State	Finished



Sunshine Coast QLD Professional
 Race 6: PROLIQUOR BENCHMARK 62 Handicap - 1400m
 14 April 2024 - 16:20
 Track Rating: Soft 6, Weather: Fine, Rail Position: True



Section	Overall	1200m	1000m	800m	600m	400m	200m
Section Times	1:26.81 [6] (0:15.02)	1:11.79 [7] (0:12.12)	0:59.67 [7] (0:12.57)	0:47.10 [7] (0:12.31)	0:34.79 [7] (0:11.59)	0:23.20 [7] (0:11.30)	0:11.90 [7] (0:11.90)
Average Speed [km/h]	48.1	59.1	58.0	58.9	62.7	63.7	60.6
Top Speed [km/h]	59.8	61.2	59.6	62.0	63.5	64.6	63.6
Avg. Dist. to Rail [m]	6.3	3.8	2.9	1.7	1.5	5.3	6.2
Avg. Stride Freq. [Hz]	2.2	2.3	2.3	2.3	2.4	2.4	2.3
Avg. Stride Length [m]	5.9	7.0	6.9	7.0	7.3	7.4	7.2



- [] Ranking at each section and finish
- .-.- No data available at this section
- NA No data available



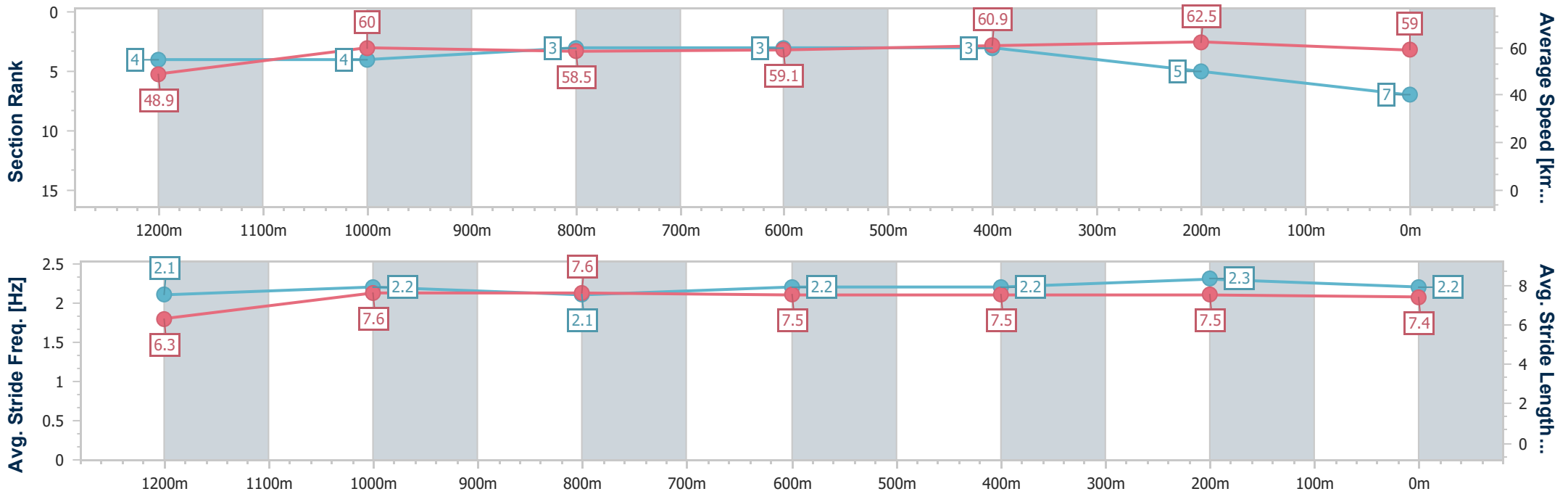
Horse/Jockey Name	Proud With Pride
Final Rank	7
Fastest Section Time (Section)	0:11.55 (400m)
Top Speed [km/h] (Section)	63.2 (400m)
Race State	Finished



Sunshine Coast QLD Professional
 Race 6: PROLIQUOR BENCHMARK 62 Handicap - 1400m
 14 April 2024 - 16:20
 Track Rating: Soft 6, Weather: Fine, Rail Position: True



Section	Overall	1200m	1000m	800m	600m	400m	200m
Section Times	1:27.05 [7] (0:14.71)	1:12.34 [4] (0:12.00)	1:00.34 [4] (0:12.41)	0:47.93 [3] (0:12.30)	0:35.63 [3] (0:11.87)	0:23.76 [3] (0:11.55)	0:12.21 [5] (0:12.21)
Average Speed [km/h]	48.9	60.0	58.5	59.1	60.9	62.5	59.0
Top Speed [km/h]	61.4	61.5	58.8	60.7	63.0	63.2	61.4
Avg. Dist. to Rail [m]	4.9	3.2	2.3	1.7	1.2	4.0	5.7
Avg. Stride Freq. [Hz]	2.1	2.2	2.1	2.2	2.2	2.3	2.2
Avg. Stride Length [m]	6.3	7.6	7.6	7.5	7.5	7.5	7.4



- [] Ranking at each section and finish
- .-.- No data available at this section
- NA No data available



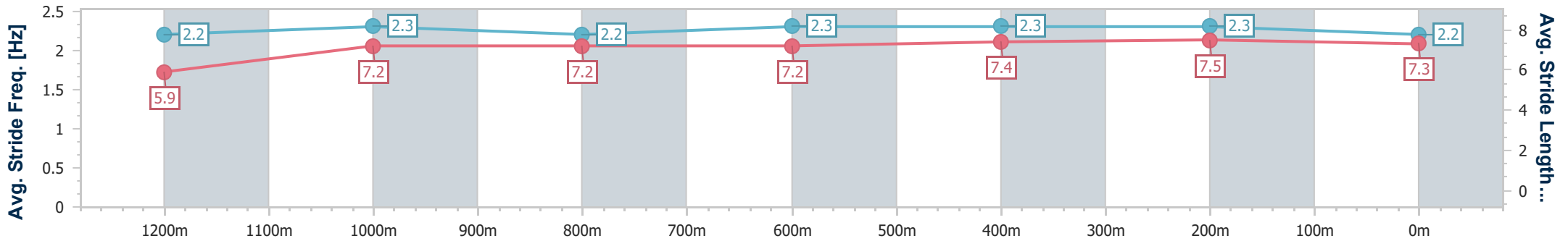
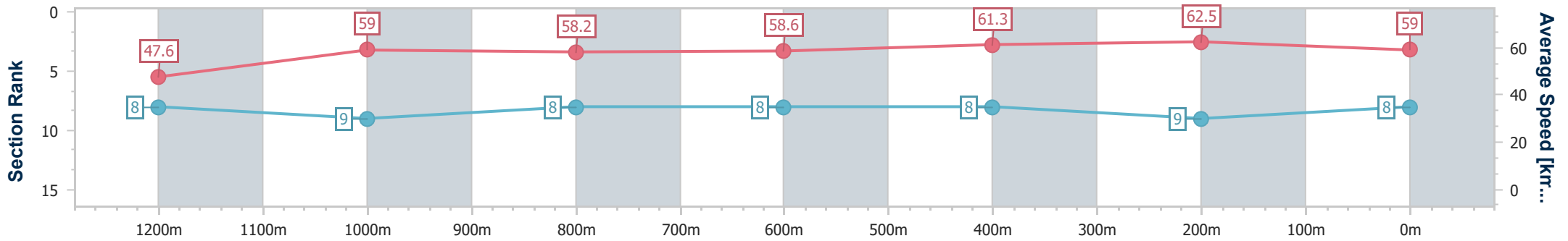
Horse/Jockey Name	Torque Leica Star
Final Rank	8
Fastest Section Time (Section)	0:11.54 (400m)
Top Speed [km/h] (Section)	63.3 (400m)
Race State	Finished



Sunshine Coast QLD Professional
 Race 6: PROLIQUOR BENCHMARK 62 Handicap - 1400m
 14 April 2024 - 16:20
 Track Rating: Soft 6, Weather: Fine, Rail Position: True



Section	Overall	1200m	1000m	800m	600m	400m	200m
Section Times	1:27.41 [8] (0:15.16)	1:12.25 [8] (0:12.16)	1:00.09 [9] (0:12.44)	0:47.65 [8] (0:12.32)	0:35.33 [8] (0:11.58)	0:23.75 [8] (0:11.54)	0:12.21 [9] (0:12.21)
Average Speed [km/h]	47.6	59.0	58.2	58.6	61.3	62.5	59.0
Top Speed [km/h]	61.5	60.2	59.1	60.6	62.7	63.3	61.8
Avg. Dist. to Rail [m]	8.7	3.4	2.1	1.2	2.5	2.2	6.8
Avg. Stride Freq. [Hz]	2.2	2.3	2.2	2.3	2.3	2.3	2.2
Avg. Stride Length [m]	5.9	7.2	7.2	7.2	7.4	7.5	7.3



- [] Ranking at each section and finish
- .-.- No data available at this section
- NA No data available



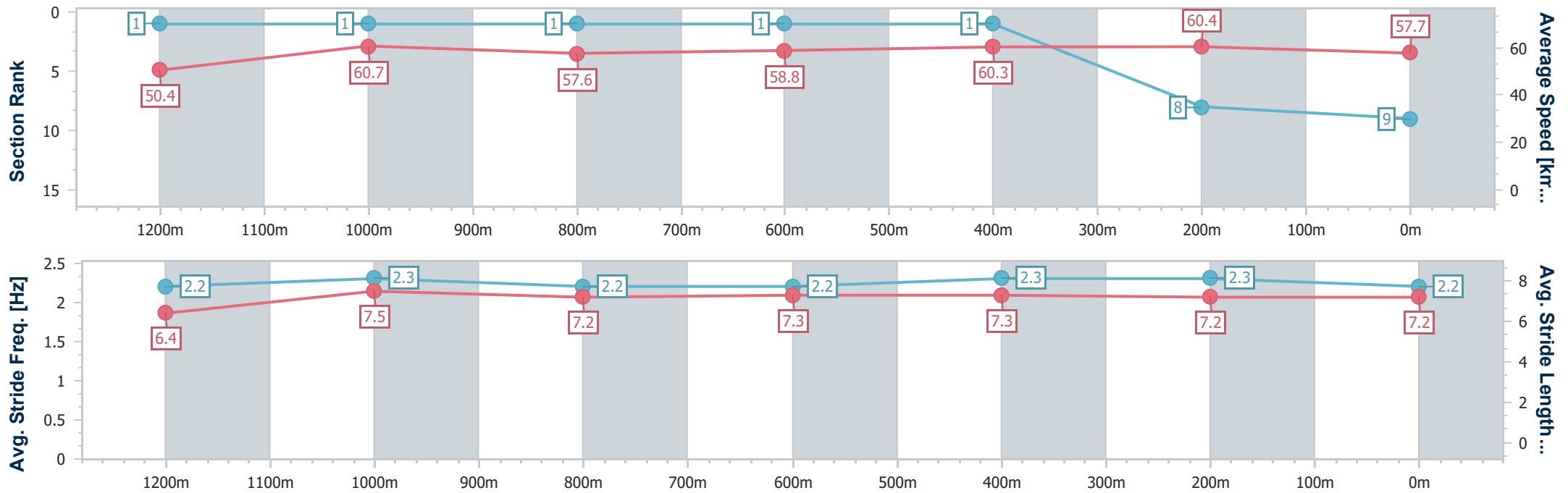
Horse/Jockey Name	Tuki Twelve
Final Rank	9
Fastest Section Time (Section)	0:11.87 (1200m)
Top Speed [km/h] (Section)	63.2 (Overall)
Race State	Finished



Sunshine Coast QLD Professional
 Race 6: PROLIQUOR BENCHMARK 62 Handicap - 1400m
 14 April 2024 - 16:20
 Track Rating: Soft 6, Weather: Fine, Rail Position: True



Section	Overall	1200m	1000m	800m	600m	400m	200m
Section Times	1:27.49 [9] (0:14.31)	1:13.18 [1] (0:11.87)	1:01.31 [1] (0:12.57)	0:48.74 [1] (0:12.33)	0:36.41 [1] (0:12.00)	0:24.41 [1] (0:11.94)	0:12.47 [8] (0:12.47)
Average Speed [km/h]	50.4	60.7	57.6	58.8	60.3	60.4	57.7
Top Speed [km/h]	63.2	63.0	58.3	59.5	61.4	60.6	59.6
Avg. Dist. to Rail [m]	9.4	4.3	2.3	1.1	0.7	3.9	5.8
Avg. Stride Freq. [Hz]	2.2	2.3	2.2	2.2	2.3	2.3	2.2
Avg. Stride Length [m]	6.4	7.5	7.2	7.3	7.3	7.2	7.2



- [] Ranking at each section and finish
- .-.- No data available at this section
- NA No data available



Sunshine Coast QLD Professional

Race 7: CALOUNDRA RSL Class 3 Handicap - 1600m

14 April 2024 - 17:00



Track Rating: Soft 6, Weather: Fine, Rail Position: True

Section		Overall	1400m	1200m	1000m	800m	600m	400m	Last 600m					
Field Times		1:38.87 (0:13.34)	1:25.53 (0:11.32)	1:14.21 (0:12.46)	1:01.75 (0:13.12)	0:48.63 (0:12.34)	0:36.29 (0:11.95)	0:24.34 (0:11.94)	0:36.29					
Rank	TAB	Horse/Jockey	Barrier	Top Speed [km/h]	Fastest Section								Distance Travelled [m]	
1	6	SIAN STAR Jai Williams	6	67.2 Overall	0:11.40 1400m	1:38.87 [1] (0:13.34)	1:25.53 [1] (0:11.40)	1:14.13 [3] (0:12.47)	1:01.66 [3] (0:13.14)	0:48.52 [2] (0:12.33)	0:36.19 [2] (0:12.00)	0:24.19 [2] (0:11.79)	0:36.19	
2	2	HOUSTON ROCKET Justin Huxtable	2	64.7 600m	0:11.46 400m	1:39.02 [2] (0:14.41)	1:24.61 [13] (0:11.64)	1:12.97 [12] (0:12.22)	1:00.75 [12] (0:13.29)	0:47.46 [13] (0:12.18)	0:35.28 [13] (0:11.59)	0:23.69 [9] (0:11.46)	0:35.28	+1
3	7	BRAVE MASO Cody Collis	7	66.1 Overall	0:11.37 1400m	1:39.06 [3] (0:13.35)	1:25.71 [2] (0:11.37)	1:14.34 [2] (0:12.47)	1:01.87 [2] (0:13.20)	0:48.67 [3] (0:12.46)	0:36.21 [4] (0:11.93)	0:24.28 [3] (0:11.70)	0:36.21	-3
4	8	VANTAN EXPRESS Micheal Hellyer	8	67.9 Overall	0:11.53 400m	1:39.06 [4] (0:13.59)	1:25.47 [6] (0:11.59)	1:13.88 [6] (0:12.49)	1:01.39 [7] (0:13.18)	0:48.21 [8] (0:12.32)	0:35.89 [8] (0:11.95)	0:23.94 [6] (0:11.53)	0:35.89	+2
5	1	MOTION LEGEND James Orman	1	65.5 1400m	0:11.38 400m	1:39.40 [5] (0:13.53)	1:25.87 [4] (0:11.56)	1:14.31 [4] (0:12.48)	1:01.83 [5] (0:13.19)	0:48.64 [6] (0:12.40)	0:36.24 [7] (0:12.12)	0:24.12 [8] (0:11.38)	0:36.24	+2
6	17	HARD OFFER Sean Cormack	17	65.4 1400m	0:11.56 1400m	1:39.41 [6] (0:13.89)	1:25.52 [8] (0:11.56)	1:13.96 [7] (0:12.15)	1:01.81 [6] (0:12.92)	0:48.89 [4] (0:12.27)	0:36.62 [3] (0:12.12)	0:24.50 [4] (0:11.86)	0:36.62	+3
7	13	FUSAICHI FAMILY Cejay Graham	13	64.7 Overall	0:11.64 400m	1:39.45 [7] (0:13.91)	1:25.54 [9] (0:11.65)	1:13.89 [9] (0:12.33)	1:01.56 [9] (0:12.90)	0:48.66 [7] (0:12.34)	0:36.32 [6] (0:12.11)	0:24.21 [7] (0:11.64)	0:36.32	+5
8	3	TANGO FAME Jag Guthmann-Chester	3	64.5 Overall	0:11.57 1400m	1:39.49 [8] (0:14.20)	1:25.29 [10] (0:11.57)	1:13.72 [11] (0:12.30)	1:01.42 [11] (0:12.99)	0:48.43 [9] (0:12.35)	0:36.08 [9] (0:11.94)	0:24.14 [10] (0:11.57)	0:36.08	+4
9	18	WILLNOTQUIT Mark Du Plessis	18	63.4 400m	0:11.57 400m	1:39.50 [9] (0:14.37)	1:25.13 [12] (0:11.71)	1:13.42 [13] (0:12.24)	1:01.18 [13] (0:13.07)	0:48.11 [12] (0:12.30)	0:35.81 [12] (0:11.84)	0:23.97 [12] (0:11.57)	0:35.81	+2
10	16	IVANOV Jim Byrne	16	65.4 Overall	0:11.56 1400m	1:39.56 [10] (0:13.54)	1:26.02 [5] (0:11.56)	1:14.46 [5] (0:12.36)	1:02.10 [4] (0:13.19)	0:48.91 [5] (0:12.42)	0:36.49 [5] (0:11.95)	0:24.54 [5] (0:11.73)	0:36.49	-4

Scratched: Millward (#5), Says Who (#19), Northern Decree (#9), Tuki Twelve (#11), Vantastic (#12), Introvert (#15)

[] Ranking at each section and finish
 -:-:- No data available at this section
 NA No data available

SCN Saddle cloth number
 DNF Did not finish
 DNT Did not track



Sunshine Coast QLD Professional
Race 7: CALOUNDRA RSL Class 3 Handicap - 1600m
14 April 2024 - 17:00



Track Rating: Soft 6, Weather: Fine, Rail Position: True

Section		Overall	1400m	1200m	1000m	800m	600m	400m	Last 600m					
Field Times		1:38.87 (0:13.34)	1:25.53 (0:11.32)	1:14.21 (0:12.46)	1:01.75 (0:13.12)	0:48.63 (0:12.34)	0:36.29 (0:11.95)	0:24.34 (0:11.94)	0:36.29					
Rank	TAB Horse/Jockey	Barrier	Top Speed [km/h]	Fastest Section										Distance Travelled [m]
11	4 VOLDEMORT Emily Lang	4	67.1	0:11.30	1:39.94 [11] (0:13.36)	1:26.58 [3] (0:11.30)	1:15.28 [1] (0:12.46)	1:02.82 [1] (0:13.12)	0:49.70 [1] (0:12.34)	0:37.36 [1] (0:11.95)	0:25.41 [1] (0:12.21)	0:37.36	-6	
12	14 REEL WILD Jake Bayliss	14	64.3	0:11.54	1:40.13 [12] (0:14.23)	1:25.90 [11] (0:11.54)	1:14.36 [10] (0:12.20)	1:02.16 [10] (0:13.29)	0:48.87 [11] (0:12.39)	0:36.48 [11] (0:11.95)	0:24.53 [13] (0:11.74)	0:36.48	+0	
13	10 QUADRI Damien Thornton	10	64.2	0:11.59	1:41.30 [13] (0:13.88)	1:27.42 [7] (0:11.59)	1:15.83 [8] (0:12.34)	1:03.49 [8] (0:13.27)	0:50.22 [10] (0:12.46)	0:37.76 [10] (0:11.83)	0:25.93 [11] (0:12.15)	0:37.76	-5	

Scratched: Millward (#5), Says Who (#19), Northern Decree (#9), Tuki Twelve (#11), Vantastic (#12), Introvert (#15)

[] Ranking at each section and finish
 -:-:- No data available at this section
 NA No data available

SCN Saddle cloth number
 DNF Did not finish
 DNT Did not track



Sunshine Coast QLD Professional
Race 7: CALOUNDRA RSL Class 3 Handicap - 1600m
14 April 2024 - 17:00



Track Rating: Soft 6, Weather: Fine, Rail Position: True

Section							200m			Last 600m
Field Times							0:12.40			0:36.29
							(0:12.40)			
Rank	TAB	Horse/Jockey	Barrier	Top Speed [km/h]	Fastest Section	Margin			Distance Travelled [m]	
1	6	SIAN STAR Jai Williams	6	67.2 Overall	0:11.40 1400m	0:12.40 [1] (0:12.40)	1:38.87		0:36.19	
2	2	HOUSTON ROCKET Justin Huxtable	2	64.7 600m	0:11.46 400m	0:12.23 [8] (0:12.23)	0.8L		0:35.28 +1	
3	7	BRAVE MASO Cody Collis	7	66.1 Overall	0:11.37 1400m	0:12.58 [2] (0:12.58)	1L		0:36.21 -3	
4	8	VANTAN EXPRESS Micheal Hellyer	8	67.9 Overall	0:11.53 400m	0:12.41 [3] (0:12.41)	1.1L		0:35.89 +2	
5	1	MOTION LEGEND James Orman	1	65.5 1400m	0:11.38 400m	0:12.74 [4] (0:12.74)	2.9L		0:36.24 +2	
6	17	HARD OFFER Sean Cormack	17	65.4 1400m	0:11.56 1400m	0:12.64 [7] (0:12.64)	3L		0:36.62 +3	
7	13	FUSAICHI FAMILY Cejay Graham	13	64.7 Overall	0:11.64 400m	0:12.57 [9] (0:12.57)	3.2L		0:36.32 +5	
8	3	TANGO FAME Jag Guthmann-Chester	3	64.5 Overall	0:11.57 1400m	0:12.57 [10] (0:12.57)	3.4L		0:36.08 +4	
9	18	WILLNOTQUIT Mark Du Plessis	18	63.4 400m	0:11.57 400m	0:12.40 [11] (0:12.40)	3.5L		0:35.81 +2	
10	16	IVANOV Jim Byrne	16	65.4 Overall	0:11.56 1400m	0:12.81 [6] (0:12.81)	3.7L		0:36.49 -4	

Scratched: Millward (#5), Says Who (#19), Northern Decree (#9), Tuki Twelve (#11), Vantastic (#12), Introvert (#15)

[] Ranking at each section and finish
 -:-:- No data available at this section
 NA No data available

SCN Saddle cloth number
 DNF Did not finish
 DNT Did not track



Sunshine Coast QLD Professional
Race 7: CALOUNDRA RSL Class 3 Handicap - 1600m
14 April 2024 - 17:00



Track Rating: Soft 6, Weather: Fine, Rail Position: True

Section				200m				Last 600m	
Field Times				0:12.40 (0:12.40)				0:36.29	
Rank	TAB	Horse/Jockey	Barrier	Top Speed [km/h]	Fastest Section	Margin			Distance Travelled [m]
11	4	VOLDEMORT Emily Lang	4	67.1 Overall	0:11.30 1400m	0:13.20 [5] (0:13.20)	5.7L		0:37.36 -6
12	14	REEL WILD Jake Bayliss	14	64.3 Overall	0:11.54 1400m	0:12.79 [12] (0:12.79)	6.7L		0:36.48 +0
13	10	QUADRI Damien Thornton	10	64.2 Overall	0:11.59 1400m	0:13.78 [13] (0:13.78)	13.5L		0:37.76 -5

Scratched: Millward (#5), Says Who (#19), Northern Decree (#9), Tuki Twelve (#11), Vantastic (#12), Introvert (#15)

[] Ranking at each section and finish
 -:-:- No data available at this section
 NA No data available

SCN Saddle cloth number
 DNF Did not finish
 DNT Did not track



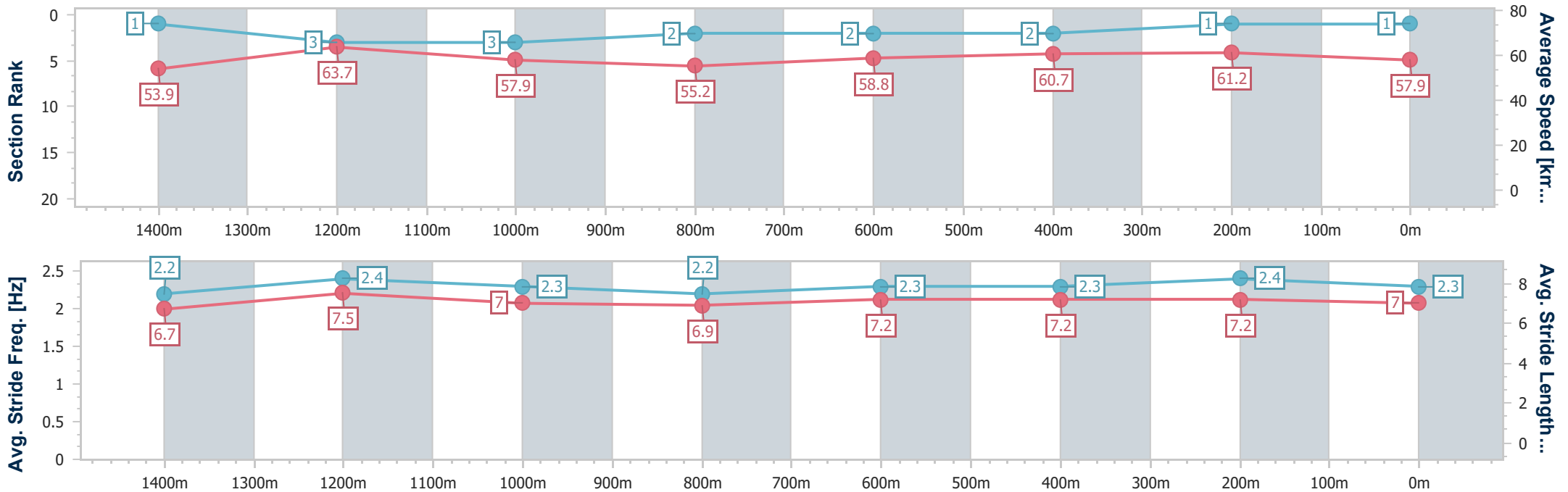
Horse/Jockey Name	Sian Star
Final Rank	1
Fastest Section Time (Section)	0:11.40 (1400m)
Top Speed [km/h] (Section)	67.2 (Overall)
Race State	Finished



Sunshine Coast QLD Professional
 Race 7: CALOUNDRA RSL Class 3 Handicap - 1600m
 14 April 2024 - 17:00
 Track Rating: Soft 6, Weather: Fine, Rail Position: True



Section	Overall	1400m	1200m	1000m	800m	600m	400m	200m
Section Times	1:38.87 [1] (0:13.34)	1:25.53 [1] (0:11.40)	1:14.13 [3] (0:12.47)	1:01.66 [3] (0:13.14)	0:48.52 [2] (0:12.33)	0:36.19 [2] (0:12.00)	0:24.19 [2] (0:11.79)	0:12.40 [1] (0:12.40)
Average Speed [km/h]	53.9	63.7	57.9	55.2	58.8	60.7	61.2	57.9
Top Speed [km/h]	67.2	67.0	62.6	56.5	60.2	61.4	62.2	61.1
Avg. Dist. to Rail [m]	8.8	4.5	2.6	2.6	1.3	1.8	8.7	10.7
Avg. Stride Freq. [Hz]	2.2	2.4	2.3	2.2	2.3	2.3	2.4	2.3
Avg. Stride Length [m]	6.7	7.5	7.0	6.9	7.2	7.2	7.2	7.0



- [] Ranking at each section and finish
- .-.- No data available at this section
- NA No data available



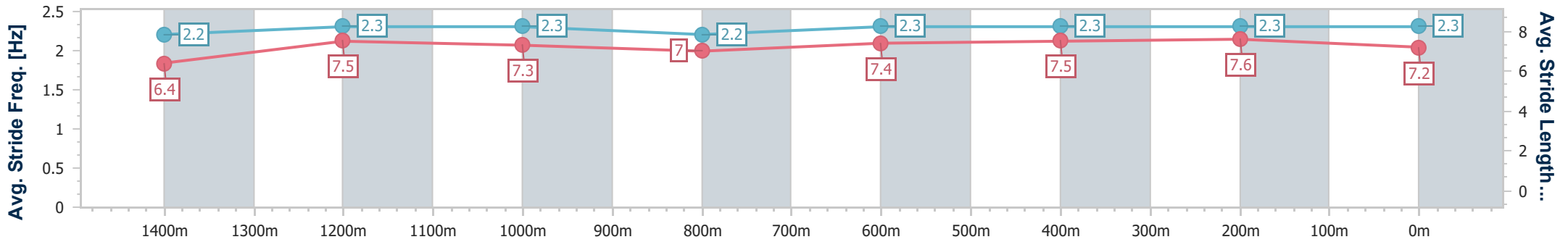
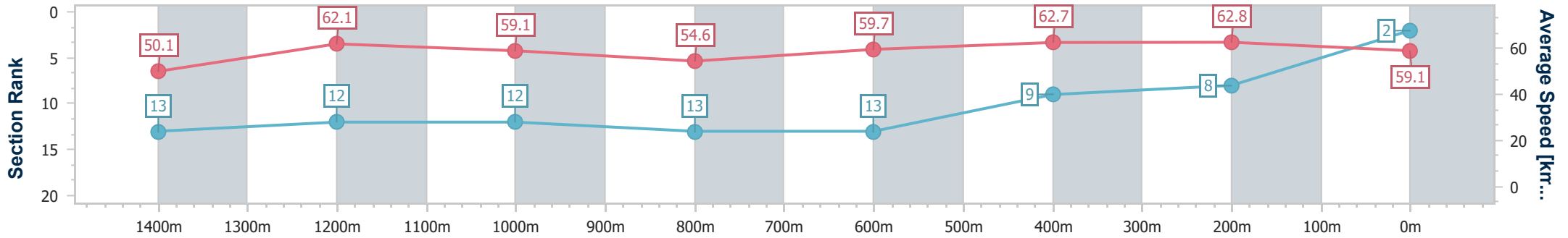
Horse/Jockey Name	Houston Rocket
Final Rank	2
Fastest Section Time (Section)	0:11.46 (400m)
Top Speed [km/h] (Section)	64.7 (600m)
Race State	Finished



Sunshine Coast QLD Professional
 Race 7: CALOUNDRA RSL Class 3 Handicap - 1600m
 14 April 2024 - 17:00
 Track Rating: Soft 6, Weather: Fine, Rail Position: True



Section	Overall	1400m	1200m	1000m	800m	600m	400m	200m
Section Times	1:39.02 [2] (0:14.41)	1:24.61 [13] (0:11.64)	1:12.97 [12] (0:12.22)	1:00.75 [12] (0:13.29)	0:47.46 [13] (0:12.18)	0:35.28 [13] (0:11.59)	0:23.69 [9] (0:11.46)	0:12.23 [8]
Average Speed [km/h]	50.1	62.1	59.1	54.6	59.7	62.7	62.8	59.1
Top Speed [km/h]	61.7	63.1	60.9	58.3	63.2	64.7	64.0	61.1
Avg. Dist. to Rail [m]	11.6	3.0	2.5	2.2	2.0	1.9	6.5	7.8
Avg. Stride Freq. [Hz]	2.2	2.3	2.3	2.2	2.3	2.3	2.3	2.3
Avg. Stride Length [m]	6.4	7.5	7.3	7.0	7.4	7.5	7.6	7.2



- [] Ranking at each section and finish
- .-.- No data available at this section
- NA No data available



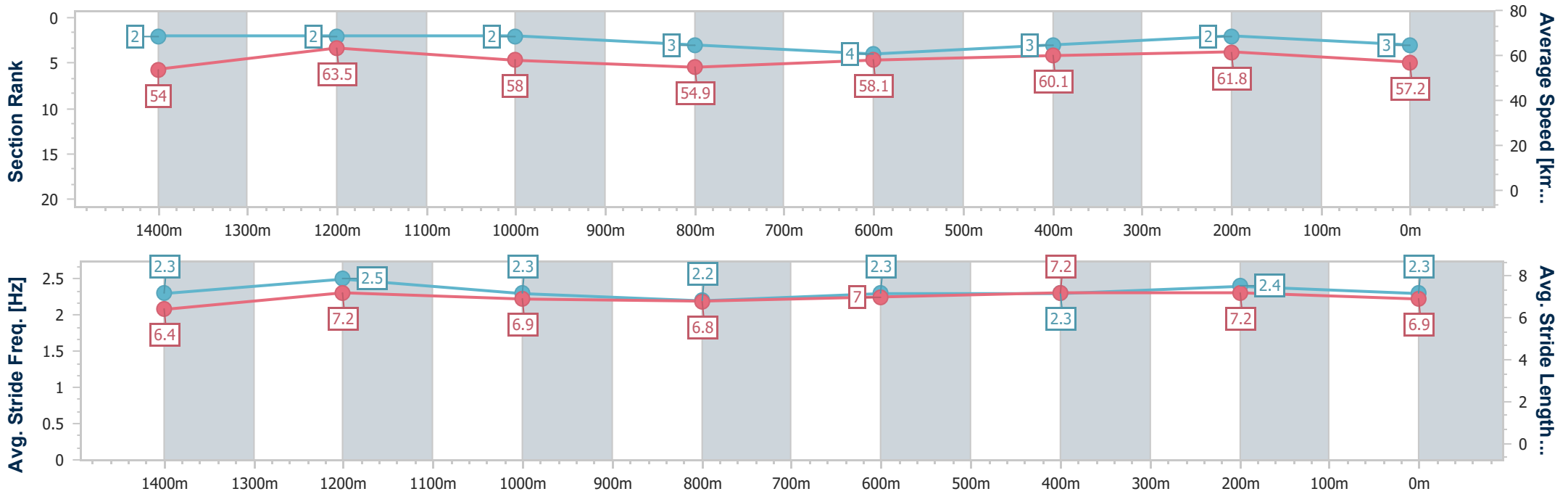
Horse/Jockey Name	Brave Maso
Final Rank	3
Fastest Section Time (Section)	0:11.37 (1400m)
Top Speed [km/h] (Section)	66.1 (Overall)
Race State	Finished



Sunshine Coast QLD Professional
 Race 7: CALOUNDRA RSL Class 3 Handicap - 1600m
 14 April 2024 - 17:00
 Track Rating: Soft 6, Weather: Fine, Rail Position: True



Section	Overall	1400m	1200m	1000m	800m	600m	400m	200m
Section Times	1:39.06 [3] (0:13.35)	1:25.71 [2] (0:11.37)	1:14.34 [2] (0:12.47)	1:01.87 [2] (0:13.20)	0:48.67 [3] (0:12.46)	0:36.21 [4] (0:11.93)	0:24.28 [3] (0:11.70)	0:12.58 [2] (0:12.58)
Average Speed [km/h]	54.0	63.5	58.0	54.9	58.1	60.1	61.8	57.2
Top Speed [km/h]	66.1	65.3	61.8	56.9	59.7	61.3	62.5	60.2
Avg. Dist. to Rail [m]	5.4	2.3	1.8	1.9	1.2	0.7	5.7	8.6
Avg. Stride Freq. [Hz]	2.3	2.5	2.3	2.2	2.3	2.3	2.4	2.3
Avg. Stride Length [m]	6.4	7.2	6.9	6.8	7.0	7.2	7.2	6.9



- [] Ranking at each section and finish
- .-.- No data available at this section
- NA No data available



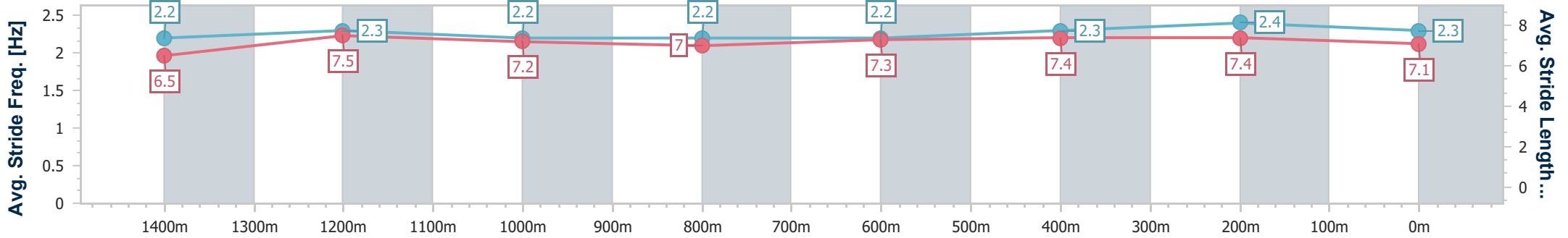
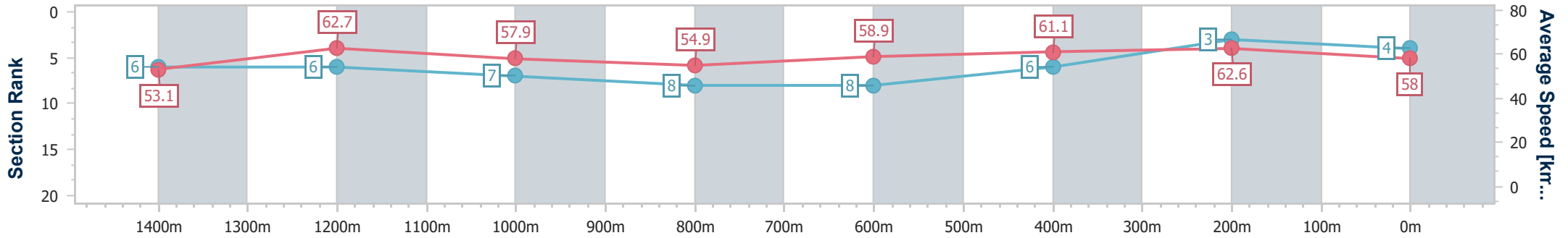
Horse/Jockey Name	Vantan Express
Final Rank	4
Fastest Section Time (Section)	0:11.53 (400m)
Top Speed [km/h] (Section)	67.9 (Overall)
Race State	Finished



Sunshine Coast QLD Professional
 Race 7: CALOUNDRA RSL Class 3 Handicap - 1600m
 14 April 2024 - 17:00
 Track Rating: Soft 6, Weather: Fine, Rail Position: True



Section	Overall	1400m	1200m	1000m	800m	600m	400m	200m
Section Times	1:39.06 [4] (0:13.59)	1:25.47 [6] (0:11.59)	1:13.88 [6] (0:12.49)	1:01.39 [7] (0:13.18)	0:48.21 [8] (0:12.32)	0:35.89 [8] (0:11.95)	0:23.94 [6] (0:11.53)	0:12.41 [3] (0:12.41)
Average Speed [km/h]	53.1	62.7	57.9	54.9	58.9	61.1	62.6	58.0
Top Speed [km/h]	67.9	64.6	61.8	57.1	60.9	63.8	64.4	60.9
Avg. Dist. to Rail [m]	10.8	3.8	3.3	3.0	1.5	2.3	6.5	7.5
Avg. Stride Freq. [Hz]	2.2	2.3	2.2	2.2	2.2	2.3	2.4	2.3
Avg. Stride Length [m]	6.5	7.5	7.2	7.0	7.3	7.4	7.4	7.1



- [] Ranking at each section and finish
- .-.- No data available at this section
- NA No data available



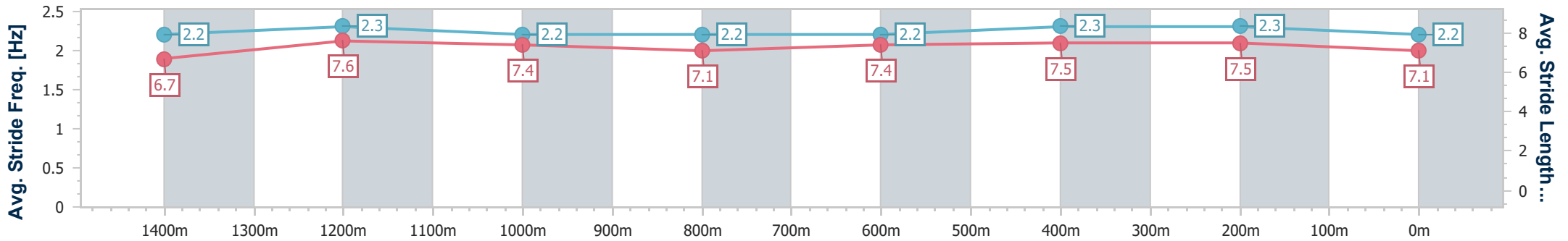
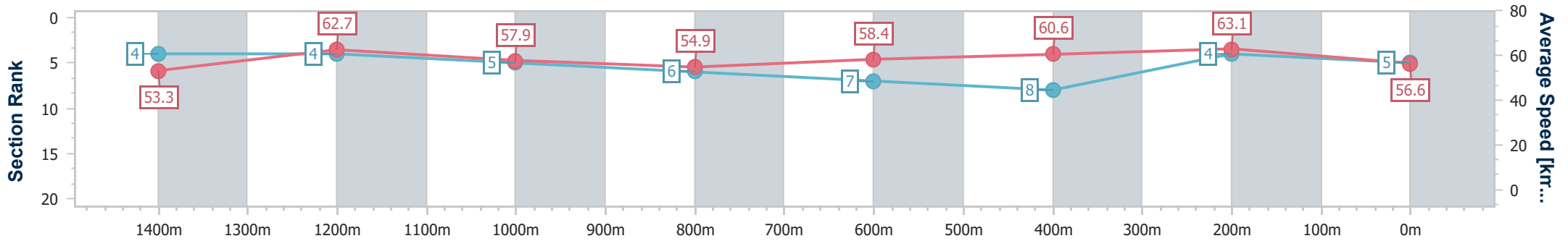
Horse/Jockey Name	Motion Legend
Final Rank	5
Fastest Section Time (Section)	0:11.38 (400m)
Top Speed [km/h] (Section)	65.5 (1400m)
Race State	Finished



Sunshine Coast QLD Professional
 Race 7: CALOUNDRA RSL Class 3 Handicap - 1600m
 14 April 2024 - 17:00
 Track Rating: Soft 6, Weather: Fine, Rail Position: True



Section	Overall	1400m	1200m	1000m	800m	600m	400m	200m
Section Times	1:39.40 [5] (0:13.53)	1:25.87 [4] (0:11.56)	1:14.31 [4] (0:12.48)	1:01.83 [5] (0:13.19)	0:48.64 [6] (0:12.40)	0:36.24 [7] (0:12.12)	0:24.12 [8] (0:11.38)	0:12.74 [4] (0:12.74)
Average Speed [km/h]	53.3	62.7	57.9	54.9	58.4	60.6	63.1	56.6
Top Speed [km/h]	65.5	65.5	61.5	57.0	60.5	62.6	64.8	60.6
Avg. Dist. to Rail [m]	13.0	4.8	2.8	2.2	1.2	3.1	10.2	11.8
Avg. Stride Freq. [Hz]	2.2	2.3	2.2	2.2	2.2	2.3	2.3	2.2
Avg. Stride Length [m]	6.7	7.6	7.4	7.1	7.4	7.5	7.5	7.1



- [] Ranking at each section and finish
- .-.- No data available at this section
- NA No data available



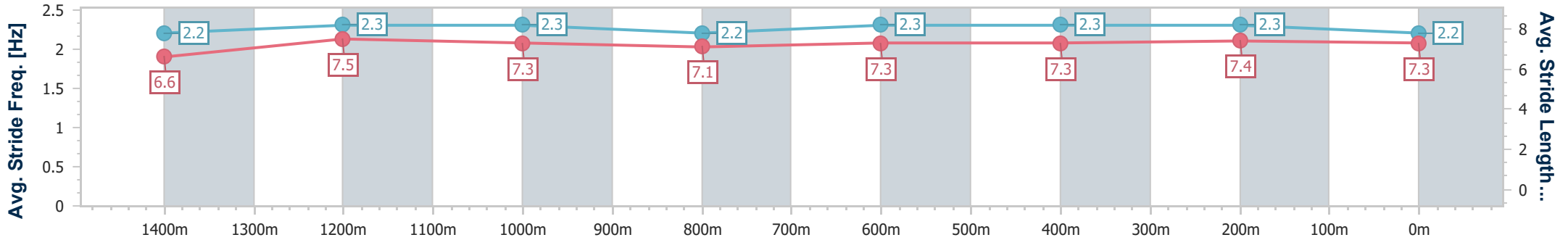
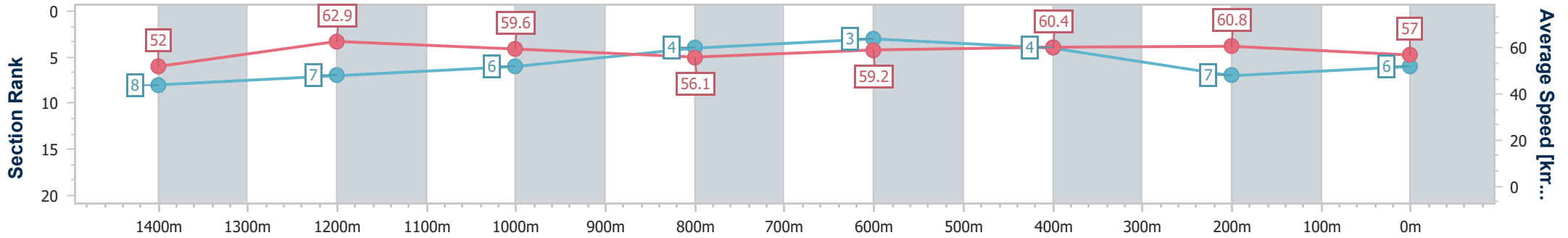
Horse/Jockey Name	Hard Offer
Final Rank	6
Fastest Section Time (Section)	0:11.56 (1400m)
Top Speed [km/h] (Section)	65.4 (1400m)
Race State	Finished



Sunshine Coast QLD Professional
 Race 7: CALOUNDRA RSL Class 3 Handicap - 1600m
 14 April 2024 - 17:00
 Track Rating: Soft 6, Weather: Fine, Rail Position: True



Section	Overall	1400m	1200m	1000m	800m	600m	400m	200m
Section Times	1:39.41 [6] (0:13.89)	1:25.52 [8] (0:11.56)	1:13.96 [7] (0:12.15)	1:01.81 [6] (0:12.92)	0:48.89 [4] (0:12.27)	0:36.62 [3] (0:12.12)	0:24.50 [4] (0:11.86)	0:12.64 [7] (0:12.64)
Average Speed [km/h]	52.0	62.9	59.6	56.1	59.2	60.4	60.8	57.0
Top Speed [km/h]	65.3	65.4	61.5	57.7	60.9	61.2	62.1	59.6
Avg. Dist. to Rail [m]	13.0	4.6	3.5	3.1	1.8	3.0	8.6	11.0
Avg. Stride Freq. [Hz]	2.2	2.3	2.3	2.2	2.3	2.3	2.3	2.2
Avg. Stride Length [m]	6.6	7.5	7.3	7.1	7.3	7.3	7.4	7.3



- [] Ranking at each section and finish
- .-.- No data available at this section
- NA No data available



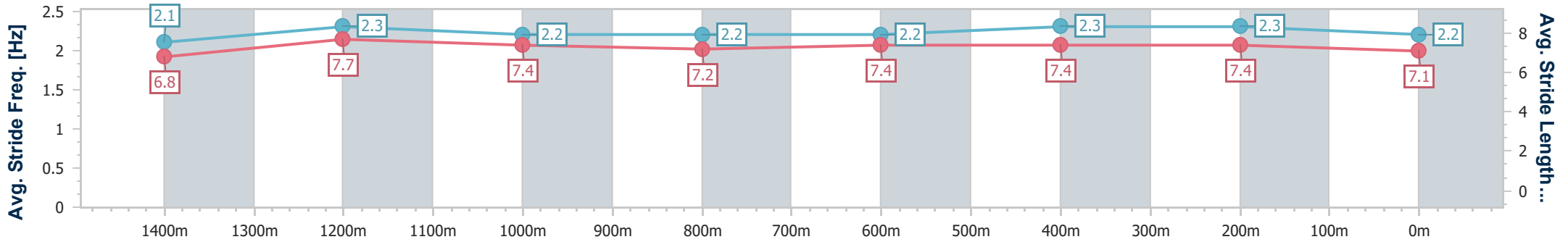
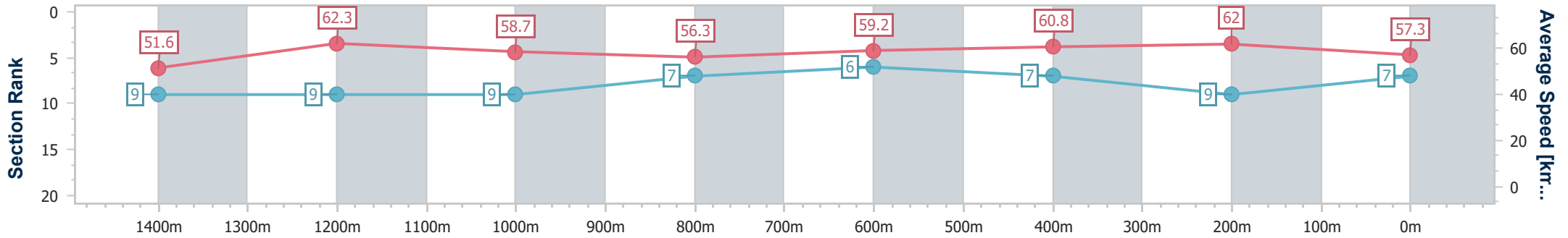
Horse/Jockey Name	Fusaichi Family
Final Rank	7
Fastest Section Time (Section)	0:11.64 (400m)
Top Speed [km/h] (Section)	64.7 (Overall)
Race State	Finished



Sunshine Coast QLD Professional
 Race 7: CALOUNDRA RSL Class 3 Handicap - 1600m
 14 April 2024 - 17:00
 Track Rating: Soft 6, Weather: Fine, Rail Position: True



Section	Overall	1400m	1200m	1000m	800m	600m	400m	200m
Section Times	1:39.45 [7] (0:13.91)	1:25.54 [9] (0:11.65)	1:13.89 [9] (0:12.33)	1:01.56 [9] (0:12.90)	0:48.66 [7] (0:12.34)	0:36.32 [6] (0:12.11)	0:24.21 [7] (0:11.64)	0:12.57 [9] (0:12.57)
Average Speed [km/h]	51.6	62.3	58.7	56.3	59.2	60.8	62.0	57.3
Top Speed [km/h]	64.7	64.5	60.7	58.6	60.6	61.6	62.9	60.3
Avg. Dist. to Rail [m]	9.6	3.5	3.4	3.9	2.5	4.1	11.0	13.0
Avg. Stride Freq. [Hz]	2.1	2.3	2.2	2.2	2.2	2.3	2.3	2.2
Avg. Stride Length [m]	6.8	7.7	7.4	7.2	7.4	7.4	7.4	7.1



- [] Ranking at each section and finish
- .-.- No data available at this section
- NA No data available



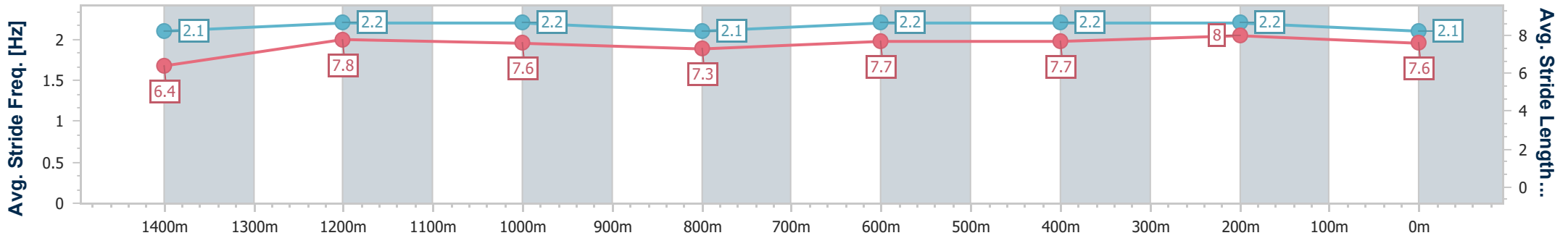
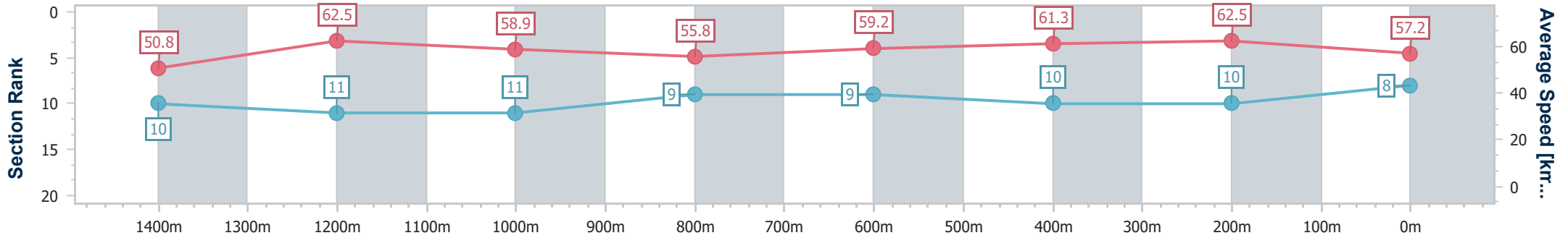
Horse/Jockey Name	Tango Fame
Final Rank	8
Fastest Section Time (Section)	0:11.57 (1400m)
Top Speed [km/h] (Section)	64.5 (Overall)
Race State	Finished



Sunshine Coast QLD Professional
 Race 7: CALOUNDRA RSL Class 3 Handicap - 1600m
 14 April 2024 - 17:00
 Track Rating: Soft 6, Weather: Fine, Rail Position: True



Section	Overall	1400m	1200m	1000m	800m	600m	400m	200m
Section Times	1:39.49 [8] (0:14.20)	1:25.29 [10] (0:11.57)	1:13.72 [11] (0:12.30)	1:01.42 [11] (0:12.99)	0:48.43 [9] (0:12.35)	0:36.08 [9] (0:11.94)	0:24.14 [10] (0:11.57)	0:12.57 [10] (0:12.57)
Average Speed [km/h]	50.8	62.5	58.9	55.8	59.2	61.3	62.5	57.2
Top Speed [km/h]	64.5	64.3	60.9	57.8	61.9	62.6	63.5	60.8
Avg. Dist. to Rail [m]	7.7	3.4	3.2	3.1	2.2	3.5	9.1	12.7
Avg. Stride Freq. [Hz]	2.1	2.2	2.2	2.1	2.2	2.2	2.2	2.1
Avg. Stride Length [m]	6.4	7.8	7.6	7.3	7.7	7.7	8.0	7.6



- [] Ranking at each section and finish
- .-.- No data available at this section
- NA No data available



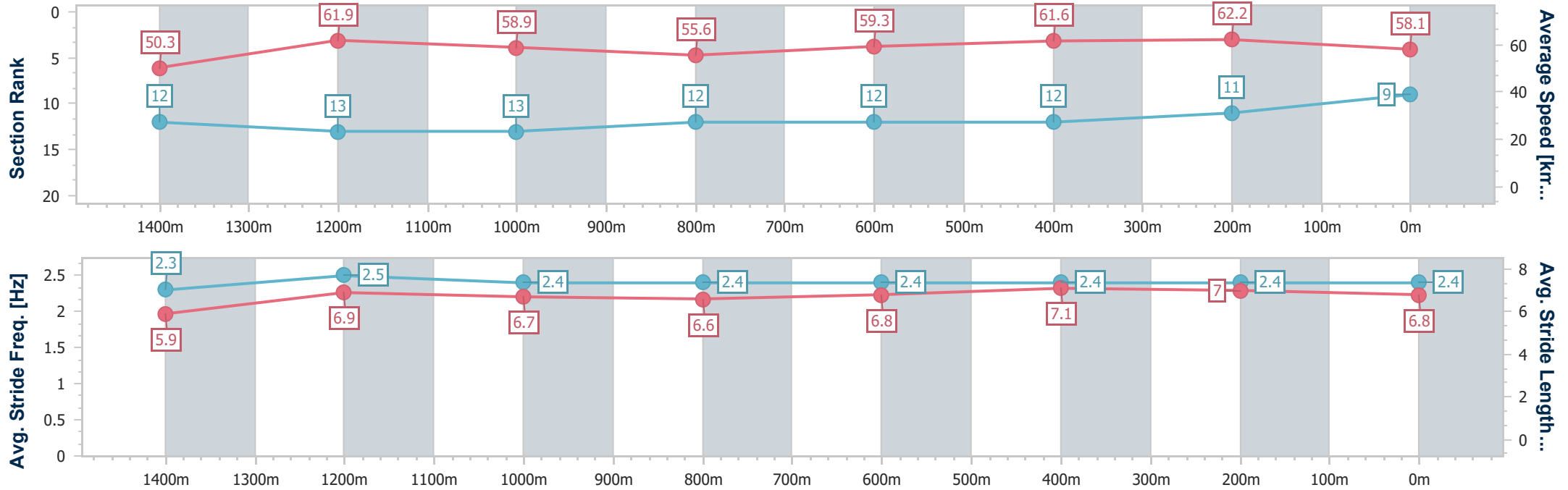
Horse/Jockey Name	Willnotquit
Final Rank	9
Fastest Section Time (Section)	0:11.57 (400m)
Top Speed [km/h] (Section)	63.4 (400m)
Race State	Finished



Sunshine Coast QLD Professional
 Race 7: CALOUNDRA RSL Class 3 Handicap - 1600m
 14 April 2024 - 17:00
 Track Rating: Soft 6, Weather: Fine, Rail Position: True



Section	Overall	1400m	1200m	1000m	800m	600m	400m	200m
Section Times	1:39.50 [9] (0:14.37)	1:25.13 [12] (0:11.71)	1:13.42 [13] (0:12.24)	1:01.18 [13] (0:13.07)	0:48.11 [12] (0:12.30)	0:35.81 [12] (0:11.84)	0:23.97 [12] (0:11.57)	0:12.40 [11] (0:12.40)
Average Speed [km/h]	50.3	61.9	58.9	55.6	59.3	61.6	62.2	58.1
Top Speed [km/h]	62.6	62.8	60.8	58.7	61.7	62.7	63.4	60.3
Avg. Dist. to Rail [m]	14.7	4.1	2.9	3.0	1.9	2.2	8.4	13.6
Avg. Stride Freq. [Hz]	2.3	2.5	2.4	2.4	2.4	2.4	2.4	2.4
Avg. Stride Length [m]	5.9	6.9	6.7	6.6	6.8	7.1	7.0	6.8



- [] Ranking at each section and finish
- .-.- No data available at this section
- NA No data available



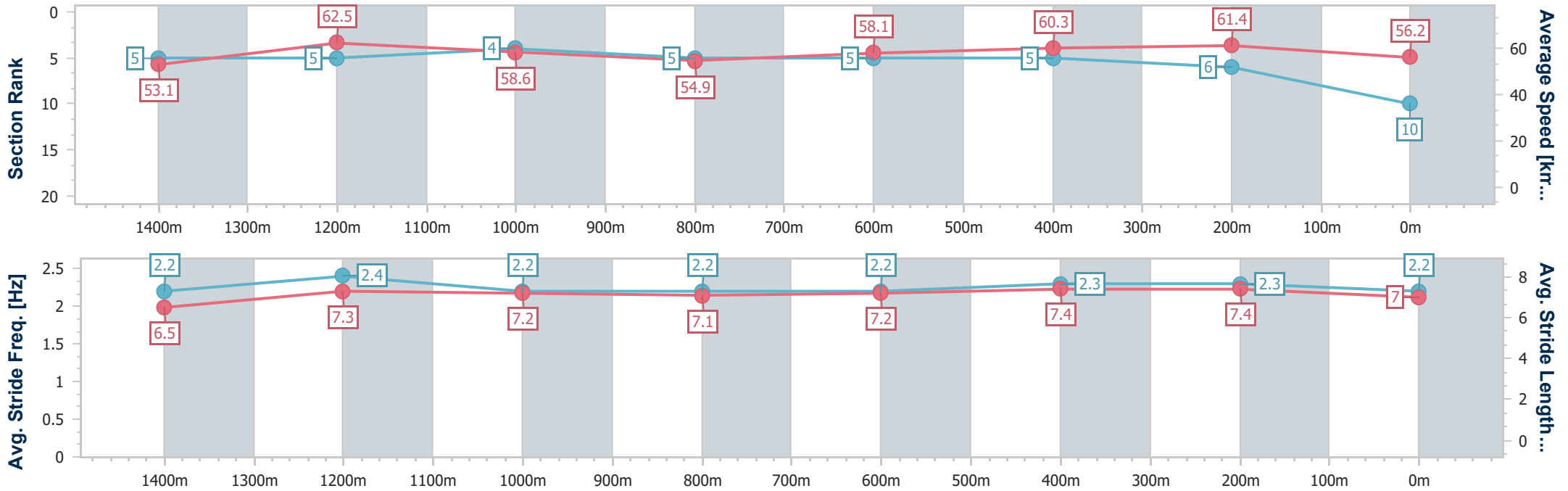
Horse/Jockey Name	Ivanov
Final Rank	10
Fastest Section Time (Section)	0:11.56 (1400m)
Top Speed [km/h] (Section)	65.4 (Overall)
Race State	Finished



Sunshine Coast QLD Professional
 Race 7: CALOUNDRA RSL Class 3 Handicap - 1600m
 14 April 2024 - 17:00
 Track Rating: Soft 6, Weather: Fine, Rail Position: True



Section	Overall	1400m	1200m	1000m	800m	600m	400m	200m
Section Times	1:39.56 [10] (0:13.54)	1:26.02 [5] (0:11.56)	1:14.46 [5] (0:12.36)	1:02.10 [4] (0:13.19)	0:48.91 [5] (0:12.42)	0:36.49 [5] (0:11.95)	0:24.54 [5] (0:11.73)	0:12.81 [6] (0:12.81)
Average Speed [km/h]	53.1	62.5	58.6	54.9	58.1	60.3	61.4	56.2
Top Speed [km/h]	65.4	63.7	61.2	57.1	60.5	61.5	62.5	59.2
Avg. Dist. to Rail [m]	6.5	2.7	2.5	2.0	0.9	0.5	4.8	6.2
Avg. Stride Freq. [Hz]	2.2	2.4	2.2	2.2	2.2	2.3	2.3	2.2
Avg. Stride Length [m]	6.5	7.3	7.2	7.1	7.2	7.4	7.4	7.0



- [] Ranking at each section and finish
- .-.- No data available at this section
- NA No data available



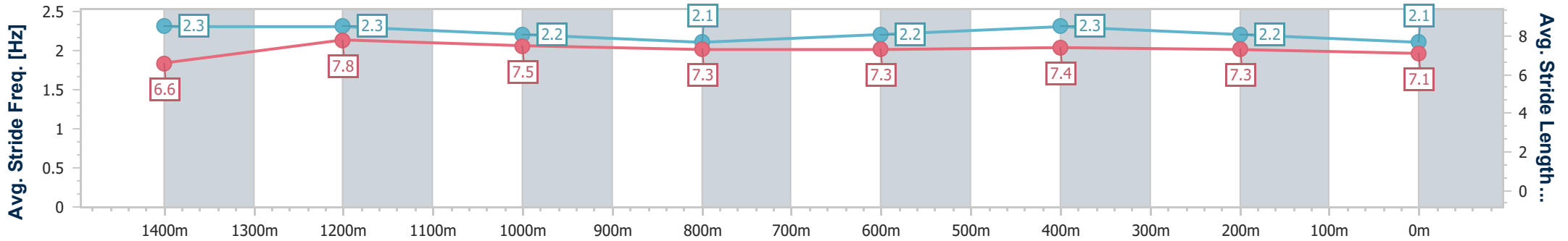
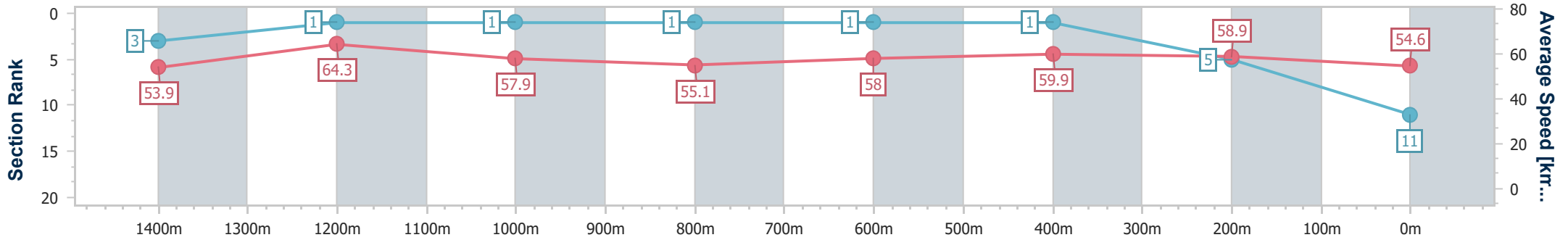
Horse/Jockey Name	Voldemort
Final Rank	11
Fastest Section Time (Section)	0:11.30 (1400m)
Top Speed [km/h] (Section)	67.1 (Overall)
Race State	Finished



Sunshine Coast QLD Professional
 Race 7: CALOUNDRA RSL Class 3 Handicap - 1600m
 14 April 2024 - 17:00
 Track Rating: Soft 6, Weather: Fine, Rail Position: True



Section	Overall	1400m	1200m	1000m	800m	600m	400m	200m
Section Times	1:39.94 [11] (0:13.36)	1:26.58 [3] (0:11.30)	1:15.28 [1] (0:12.46)	1:02.82 [1] (0:13.12)	0:49.70 [1] (0:12.34)	0:37.36 [1] (0:11.95)	0:25.41 [1] (0:12.21)	0:13.20 [5] (0:13.20)
Average Speed [km/h]	53.9	64.3	57.9	55.1	58.0	59.9	58.9	54.6
Top Speed [km/h]	67.1	66.2	62.0	56.8	59.3	61.0	60.0	57.8
Avg. Dist. to Rail [m]	7.5	3.8	1.9	1.1	0.6	0.9	2.2	4.1
Avg. Stride Freq. [Hz]	2.3	2.3	2.2	2.1	2.2	2.3	2.2	2.1
Avg. Stride Length [m]	6.6	7.8	7.5	7.3	7.3	7.4	7.3	7.1



- [] Ranking at each section and finish
- .-.- No data available at this section
- NA No data available



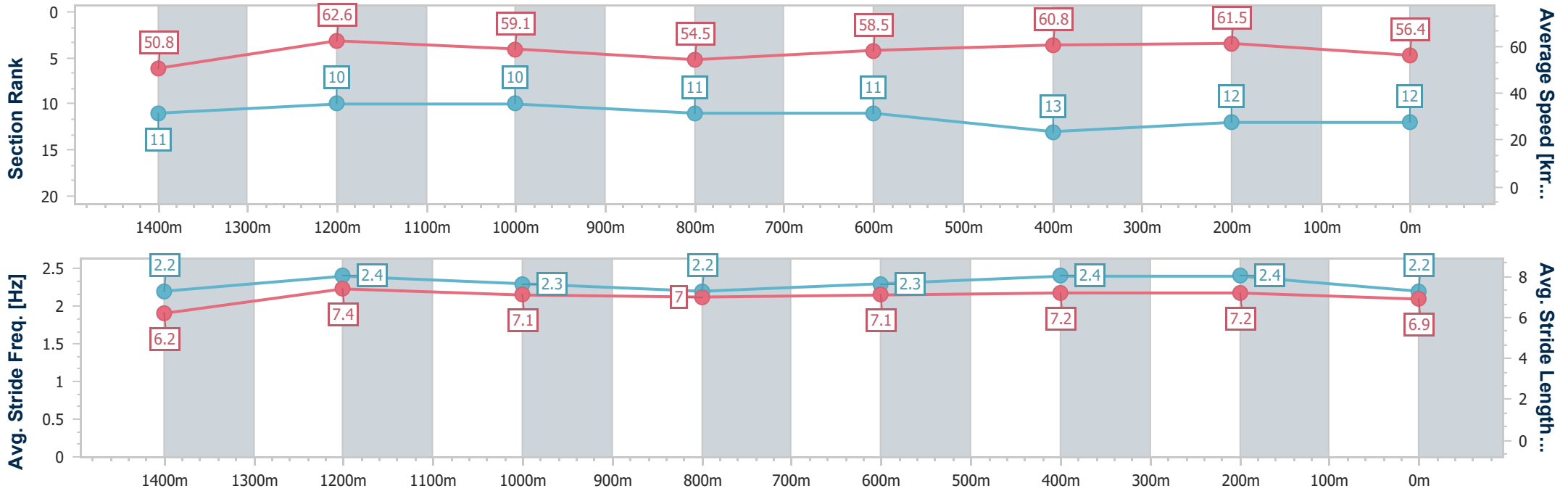
Horse/Jockey Name	Reel Wild
Final Rank	12
Fastest Section Time (Section)	0:11.54 (1400m)
Top Speed [km/h] (Section)	64.3 (Overall)
Race State	Finished



Sunshine Coast QLD Professional
 Race 7: CALOUNDRA RSL Class 3 Handicap - 1600m
 14 April 2024 - 17:00
 Track Rating: Soft 6, Weather: Fine, Rail Position: True



Section	Overall	1400m	1200m	1000m	800m	600m	400m	200m
Section Times	1:40.13 [12] (0:14.23)	1:25.90 [11] (0:11.54)	1:14.36 [10] (0:12.20)	1:02.16 [10] (0:13.29)	0:48.87 [11] (0:12.39)	0:36.48 [11] (0:11.95)	0:24.53 [13] (0:11.74)	0:12.79 [12] (0:12.79)
Average Speed [km/h]	50.8	62.6	59.1	54.5	58.5	60.8	61.5	56.4
Top Speed [km/h]	64.3	64.0	61.6	57.4	62.4	62.4	62.5	59.4
Avg. Dist. to Rail [m]	6.5	2.4	2.3	2.0	1.5	1.6	5.6	8.3
Avg. Stride Freq. [Hz]	2.2	2.4	2.3	2.2	2.3	2.4	2.4	2.2
Avg. Stride Length [m]	6.2	7.4	7.1	7.0	7.1	7.2	7.2	6.9



- [] Ranking at each section and finish
- .-.- No data available at this section
- NA No data available



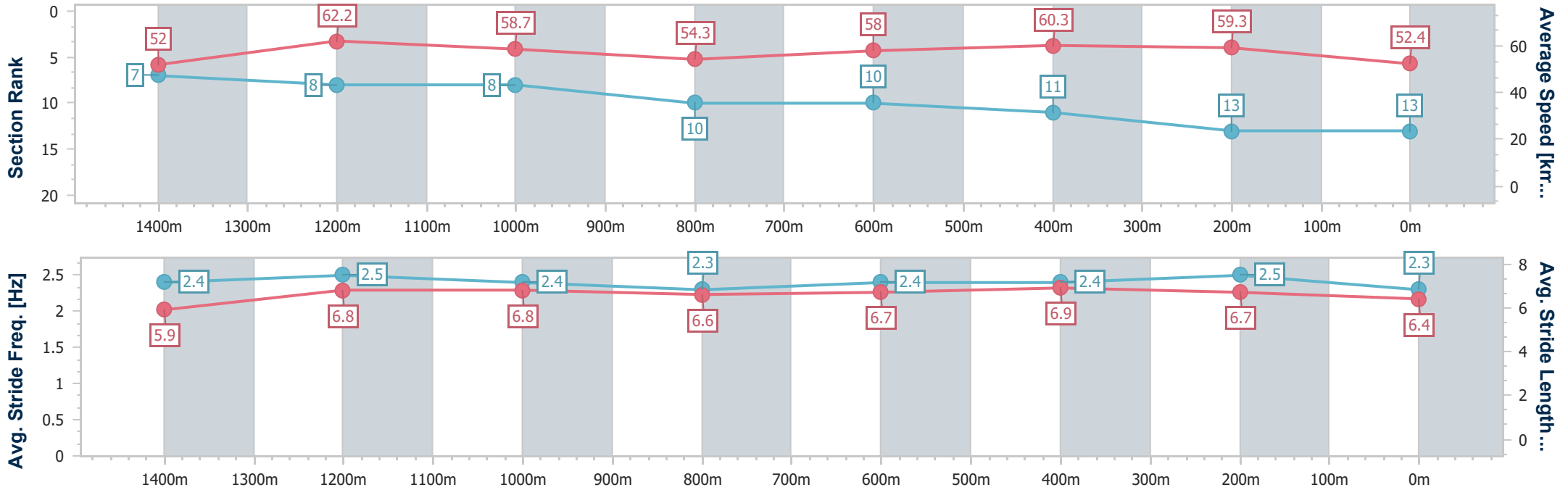
Horse/Jockey Name	Quadri
Final Rank	13
Fastest Section Time (Section)	0:11.59 (1400m)
Top Speed [km/h] (Section)	64.2 (Overall)
Race State	Finished



Sunshine Coast QLD Professional
 Race 7: CALOUNDRA RSL Class 3 Handicap - 1600m
 14 April 2024 - 17:00
 Track Rating: Soft 6, Weather: Fine, Rail Position: True



Section	Overall	1400m	1200m	1000m	800m	600m	400m	200m
Section Times	1:41.30 [13] (0:13.88)	1:27.42 [7] (0:11.59)	1:15.83 [8] (0:12.34)	1:03.49 [8] (0:13.27)	0:50.22 [10] (0:12.46)	0:37.76 [10] (0:11.83)	0:25.93 [11] (0:12.15)	0:13.78 [13] (0:13.78)
Average Speed [km/h]	52.0	62.2	58.7	54.3	58.0	60.3	59.3	52.4
Top Speed [km/h]	64.2	63.8	60.5	56.4	61.6	61.7	60.9	57.2
Avg. Dist. to Rail [m]	6.8	2.3	2.2	1.9	0.5	1.2	4.0	6.4
Avg. Stride Freq. [Hz]	2.4	2.5	2.4	2.3	2.4	2.4	2.5	2.3
Avg. Stride Length [m]	5.9	6.8	6.8	6.6	6.7	6.9	6.7	6.4



- [] Ranking at each section and finish
- .-.- No data available at this section
- NA No data available