



Ladbrokes Cannon Park QLD Professional
Race 5: PAUL DAVIS CHARTERED ACCOUNTANT RATINGS BAND 0 - 55
Handicap - 950m
22 April 2024 - 16:09



Track Rating: Soft 5, Weather: Fine, Rail Position: +1.5m 1000m-930m; True Remainder

Section											Last 600m		
Field Times		Overall	800m	600m	400m	200m						0:34.67	
		0:55.21 (0:10.22)	0:44.99 (0:10.32)	0:34.67 (0:11.07)	0:23.60 (0:11.52)	0:12.08 (0:12.08)							
Rank	TAB	Horse/Jockey	Barrier	Top Speed [km/h]	Fastest Section	Overall	800m	600m	400m	200m	Margin	Last 600m	Distance Travelled [m]
1	2	ZI WIN Lacey Morrison	6	71.4 800m	0:10.27 800m	0:55.21 [1] (0:10.38)	0:44.83 [5] (0:10.27)	0:34.56 [4] (0:10.96)	0:23.60 [1] (0:11.52)	0:12.08 [1] (0:12.08)	0:55.21	0:34.56	
2	9	LADY DAMUS Ryan Wiggins	2	71.4 Overall	0:10.06 800m	0:55.25 [2] (0:10.50)	0:44.75 [8] (0:10.06)	0:34.69 [2] (0:11.14)	0:23.55 [4] (0:11.44)	0:12.11 [2] (0:12.11)	0.28L	0:34.69	+6
3	3	DELANCY Nathan Day	12	69.2 800m	0:10.22 Overall	0:55.27 [3] (0:10.22)	0:45.05 [1] (0:10.60)	0:34.45 [7] (0:11.12)	0:23.33 [8] (0:11.36)	0:11.97 [6] (0:11.97)	0.36L	0:34.45	+5
4	7	IAMRUSTYPARKER Chris Whiteley	10	70.6 800m	0:10.33 Overall	0:55.48 [4] (0:10.33)	0:45.15 [4] (0:10.36)	0:34.79 [5] (0:11.03)	0:23.76 [5] (0:11.57)	0:12.19 [5] (0:12.19)	1.62L	0:34.79	+7
5	4	SONIC LIGHT Adam Sewell	1	70.8 Overall	0:10.31 Overall	0:55.71 [5] (0:10.31)	0:45.40 [3] (0:10.41)	0:34.99 [6] (0:11.13)	0:23.86 [7] (0:11.67)	0:12.19 [7] (0:12.19)	2.97L	0:34.99	-2
6	12	POWER PUFF Jackson Murphy	9	71.3 800m	0:10.31 800m	0:55.75 [6] (0:10.56)	0:45.19 [10] (0:10.31)	0:34.88 [8] (0:10.92)	0:23.96 [6] (0:11.40)	0:12.56 [3] (0:12.56)	3.18L	0:34.88	+1
7	8	SIMPLY BEANS Miss Lauren	7	71.5 800m	0:10.27 Overall	0:55.85 [7] (0:10.27)	0:45.58 [2] (0:10.27)	0:35.31 [1] (0:11.10)	0:24.21 [2] (0:11.62)	0:12.59 [4] (0:12.59)	3.77L	0:35.31	+4
8	10	LORD POWER Nathan Thomas	11	69.7 800m	0:10.37 800m	0:56.27 [8] (0:10.67)	0:45.60 [11] (0:10.37)	0:35.23 [10] (0:11.06)	0:24.17 [10] (0:11.81)	0:12.36 [10] (0:12.36)	6.23L	0:35.23	-3
9	11	TAORMINA RHYTHM Adrian Layt	3	69.9 800m	0:10.40 800m	0:56.29 [9] (0:10.49)	0:45.80 [7] (0:10.40)	0:35.40 [9] (0:11.18)	0:24.22 [9] (0:11.73)	0:12.49 [8] (0:12.49)	6.39L	0:35.40	-2
10	1	NO LOVE LOST Lachlan Overall	5	69.3 800m	0:10.55 Overall	0:56.89 [10] (0:10.55)	0:46.34 [9] (0:10.61)	0:35.73 [11] (0:11.35)	0:24.38 [11] (0:11.82)	0:12.56 [11] (0:12.56)	9.91L	0:35.73	-2

Scratched: Whey Mischief (#5)

[] Ranking at each section and finish
 -:-:- No data available at this section
 NA No data available

SCN Saddle cloth number
 DNF Did not finish
 DNT Did not track



Ladbrokes Cannon Park QLD Professional
Race 5: PAUL DAVIS CHARTERED ACCOUNTANT RATINGS BAND 0 - 55
Handicap - 950m
22 April 2024 - 16:09



Track Rating: Soft 5, Weather: Fine, Rail Position: +1.5m 1000m-930m; True Remainder

Section	Overall	800m	600m	400m	200m	Last 600m
Field Times	0:55.21 (0:10.22)	0:44.99 (0:10.32)	0:34.67 (0:11.07)	0:23.60 (0:11.52)	0:12.08 (0:12.08)	0:34.67

Rank	TAB	Horse/Jockey	Barrier	Top Speed [km/h]	Fastest Section	Margin	Distance Travelled [m]
11	6	MAIORI	4	72.2	0:10.20	15.35L	-2
		Chelsea Jokic		800m	800m		

Scratched: Whey Mischief (#5)

[] Ranking at each section and finish
 -:-:- No data available at this section
 NA No data available

SCN Saddle cloth number
 DNF Did not finish
 DNT Did not track



Horse/Jockey Name	Zi Win
Final Rank	1
Fastest Section Time (Section)	0:10.27 (800m)
Top Speed [km/h] (Section)	71.4 (800m)
Race State	Finished



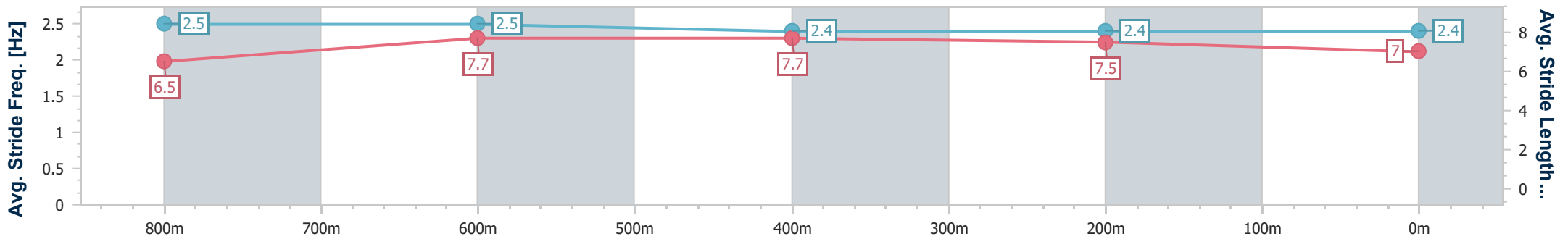
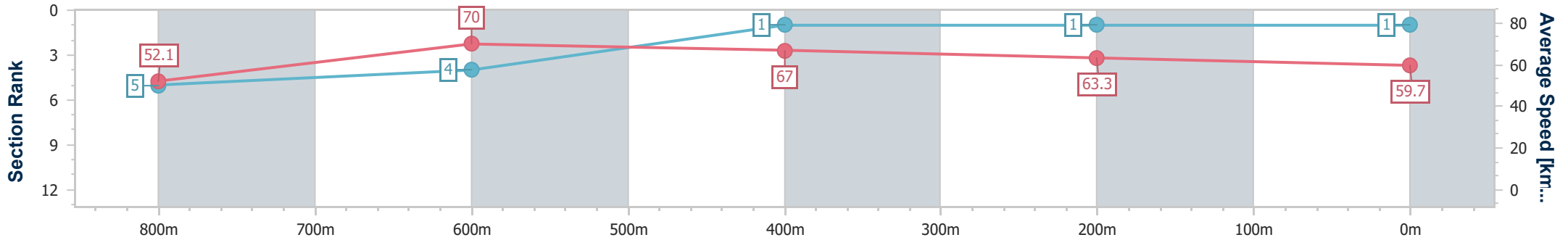
Ladbroke's Cannon Park QLD Professional
 Race 5: PAUL DAVIS CHARTERED ACCOUNTANT RATINGS
 BAND 0 - 55 Handicap - 950m



22 April 2024 - 16:09

Track Rating: Soft 5, Weather: Fine, Rail Position: +1.5m 1000m-930m; True Remainder

Section	Overall	800m	600m	400m	200m
Section Times	0:55.21 [1] (0:10.38)	0:44.83 [5] (0:10.27)	0:34.56 [4] (0:10.96)	0:23.60 [1] (0:11.52)	0:12.08 [1] (0:12.08)
Average Speed [km/h]	52.1	70.0	67.0	63.3	59.7
Top Speed [km/h]	69.2	71.4	68.4	65.2	62.0
Avg. Dist. to Rail [m]	5.1	2.1	2.3	4.7	3.5
Avg. Stride Freq. [Hz]	2.5	2.5	2.4	2.4	2.4
Avg. Stride Length [m]	6.5	7.7	7.7	7.5	7.0



- [] Ranking at each section and finish
- .-.- No data available at this section
- NA No data available



Horse/Jockey Name	Lady Damus
Final Rank	2
Fastest Section Time (Section)	0:10.06 (800m)
Top Speed [km/h] (Section)	71.4 (Overall)
Race State	Finished



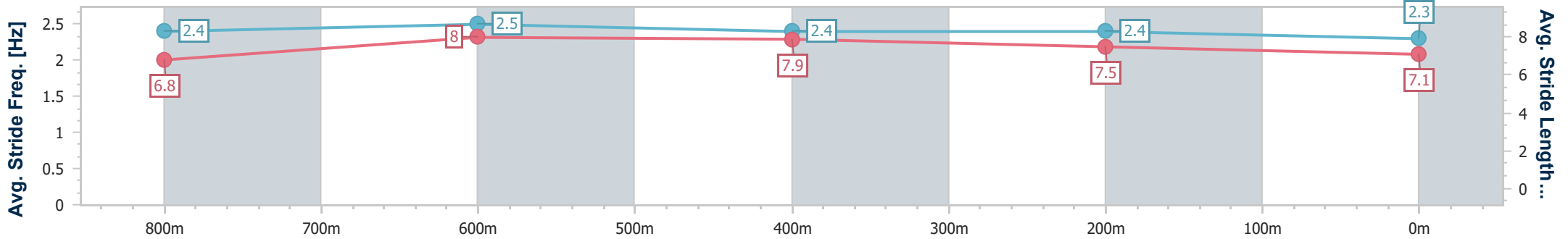
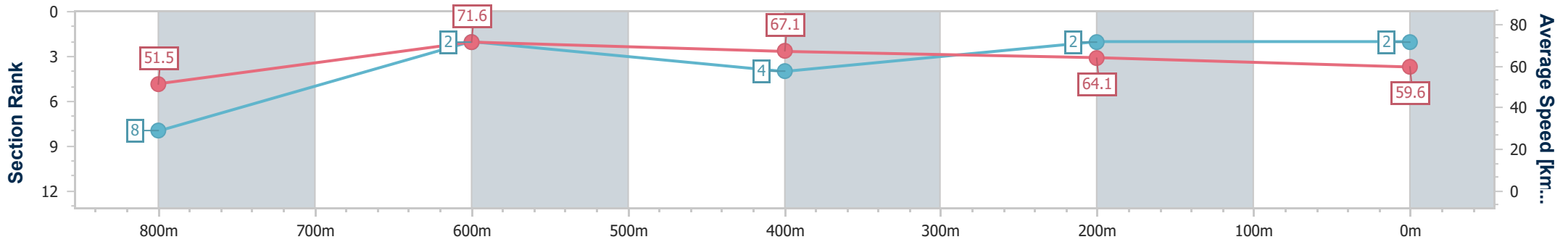
Ladbrokes Cannon Park QLD Professional
 Race 5: PAUL DAVIS CHARTERED ACCOUNTANT RATINGS
 BAND 0 - 55 Handicap - 950m



22 April 2024 - 16:09

Track Rating: Soft 5, Weather: Fine, Rail Position: +1.5m 1000m-930m; True Remainder

Section	Overall	800m	600m	400m	200m
Section Times	0:55.25 [2] (0:10.50)	0:44.75 [8] (0:10.06)	0:34.69 [2] (0:11.14)	0:23.55 [4] (0:11.44)	0:12.11 [2] (0:12.11)
Average Speed [km/h]	51.5	71.6	67.1	64.1	59.6
Top Speed [km/h]	71.4	68.4	68.0	66.2	62.3
Avg. Dist. to Rail [m]	2.1	2.5	5.4	5.4	2.3
Avg. Stride Freq. [Hz]	2.4	2.5	2.4	2.4	2.3
Avg. Stride Length [m]	6.8	8.0	7.9	7.5	7.1



- [] Ranking at each section and finish
- .-.- No data available at this section
- NA No data available



Horse/Jockey Name	Delancy
Final Rank	3
Fastest Section Time (Section)	0:10.22 (Overall)
Top Speed [km/h] (Section)	69.2 (800m)
Race State	Finished



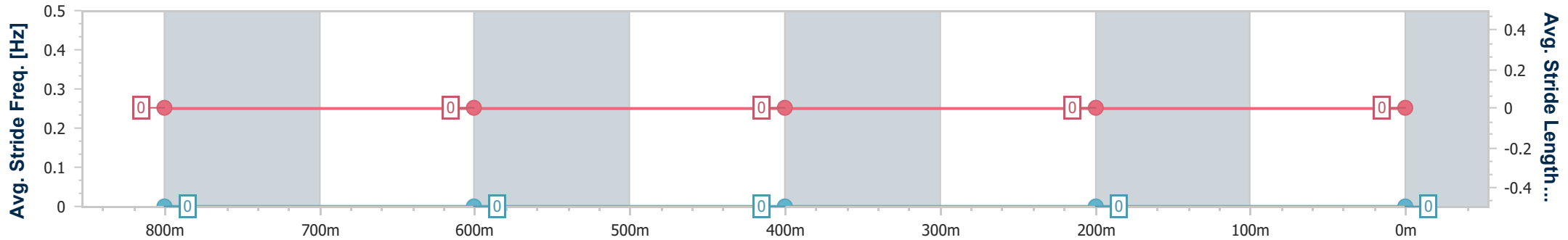
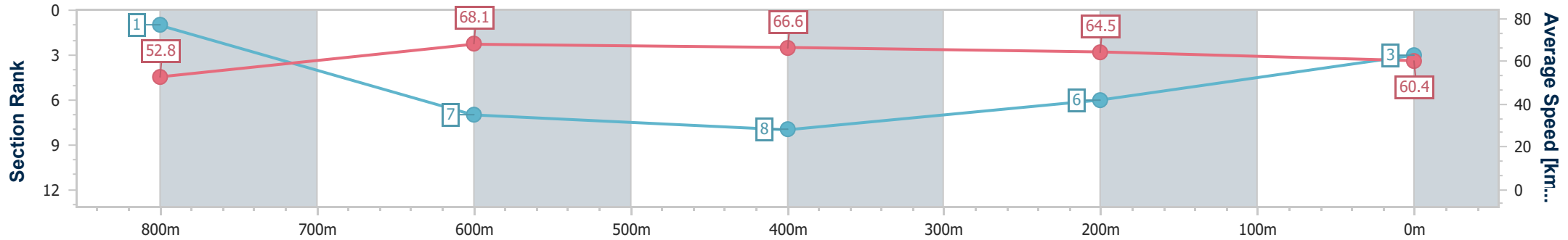
Ladbrokes Cannon Park QLD Professional
 Race 5: PAUL DAVIS CHARTERED ACCOUNTANT RATINGS
 BAND 0 - 55 Handicap - 950m



22 April 2024 - 16:09

Track Rating: Soft 5, Weather: Fine, Rail Position: +1.5m 1000m-930m; True Remainder

Section	Overall	800m	600m	400m	200m
Section Times	0:55.27 [3] (0:10.22)	0:45.05 [1] (0:10.60)	0:34.45 [7] (0:11.12)	0:23.33 [8] (0:11.36)	0:11.97 [6] (0:11.97)
Average Speed [km/h]	52.8	68.1	66.6	64.5	60.4
Top Speed [km/h]	67.3	69.2	67.5	66.3	64.2
Avg. Dist. to Rail [m]	9.9	6.0	4.5	7.8	7.9
Avg. Stride Freq. [Hz]	--	--	--	--	--
Avg. Stride Length [m]	--	--	--	--	--



- [] Ranking at each section and finish
- No data available at this section
- NA No data available



Horse/Jockey Name	lamrustyparker
Final Rank	4
Fastest Section Time (Section)	0:10.33 (Overall)
Top Speed [km/h] (Section)	70.6 (800m)
Race State	Finished



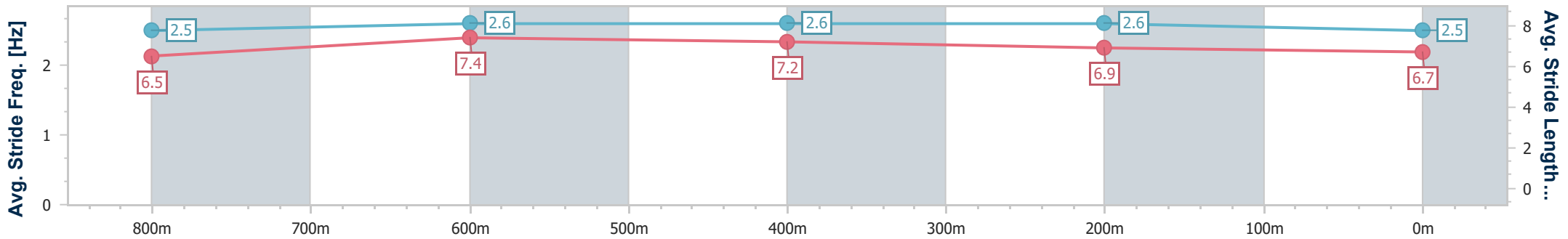
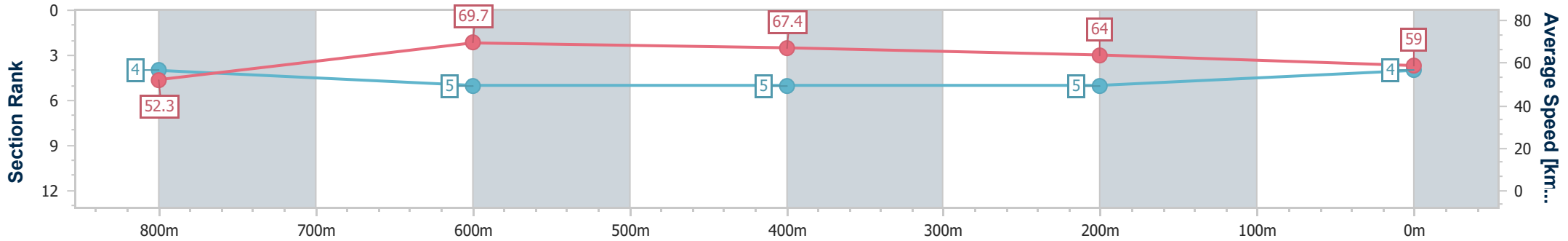
Ladbrokes Cannon Park QLD Professional
 Race 5: PAUL DAVIS CHARTERED ACCOUNTANT RATINGS
 BAND 0 - 55 Handicap - 950m



22 April 2024 - 16:09

Track Rating: Soft 5, Weather: Fine, Rail Position: +1.5m 1000m-930m; True Remainder

Section	Overall	800m	600m	400m	200m
Section Times	0:55.48 [4] (0:10.33)	0:45.15 [4] (0:10.36)	0:34.79 [5] (0:11.03)	0:23.76 [5] (0:11.57)	0:12.19 [5] (0:12.19)
Average Speed [km/h]	52.3	69.7	67.4	64.0	59.0
Top Speed [km/h]	69.6	70.6	68.6	65.4	63.1
Avg. Dist. to Rail [m]	8.8	5.1	5.0	9.5	9.6
Avg. Stride Freq. [Hz]	2.5	2.6	2.6	2.6	2.5
Avg. Stride Length [m]	6.5	7.4	7.2	6.9	6.7



- [] Ranking at each section and finish
- .-.- No data available at this section
- NA No data available



Horse/Jockey Name	Sonic Light
Final Rank	5
Fastest Section Time (Section)	0:10.31 (Overall)
Top Speed [km/h] (Section)	70.8 (Overall)
Race State	Finished



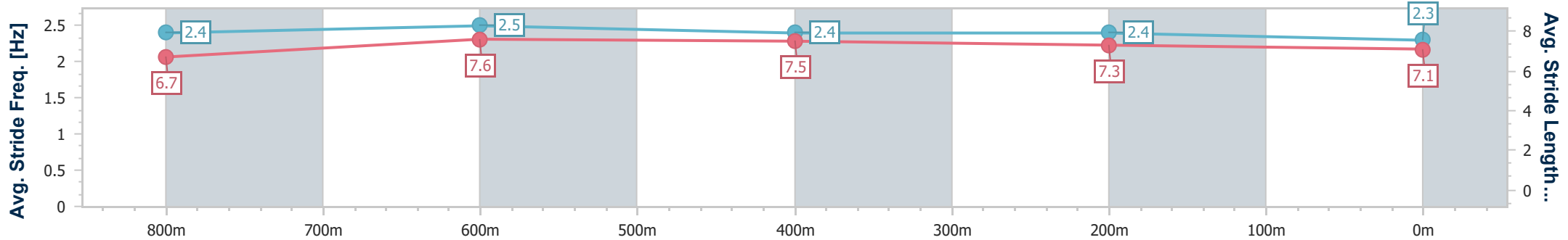
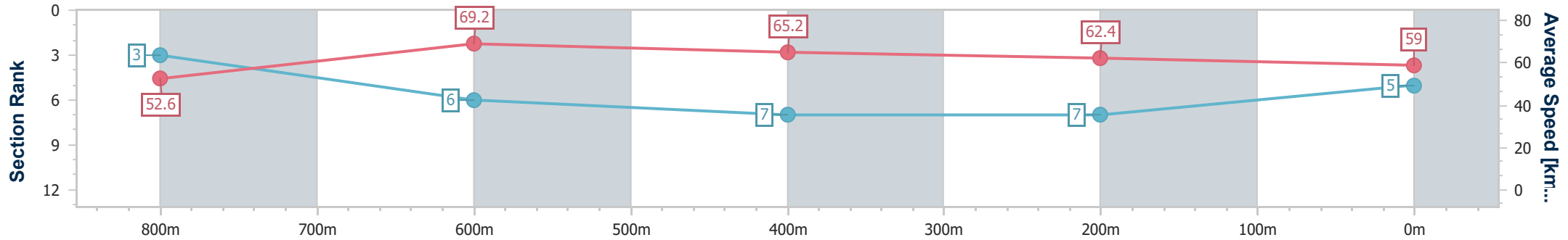
Ladbrokes Cannon Park QLD Professional
 Race 5: PAUL DAVIS CHARTERED ACCOUNTANT RATINGS
 BAND 0 - 55 Handicap - 950m



22 April 2024 - 16:09

Track Rating: Soft 5, Weather: Fine, Rail Position: +1.5m 1000m-930m; True Remainder

Section	Overall	800m	600m	400m	200m
Section Times	0:55.71 [5] (0:10.31)	0:45.40 [3] (0:10.41)	0:34.99 [6] (0:11.13)	0:23.86 [7] (0:11.67)	0:12.19 [7] (0:12.19)
Average Speed [km/h]	52.6	69.2	65.2	62.4	59.0
Top Speed [km/h]	70.8	69.8	68.2	64.0	61.9
Avg. Dist. to Rail [m]	3.8	1.7	1.8	2.6	2.5
Avg. Stride Freq. [Hz]	2.4	2.5	2.4	2.4	2.3
Avg. Stride Length [m]	6.7	7.6	7.5	7.3	7.1



- [] Ranking at each section and finish
- .-.- No data available at this section
- NA No data available



Horse/Jockey Name	Power Puff
Final Rank	6
Fastest Section Time (Section)	0:10.31 (800m)
Top Speed [km/h] (Section)	71.3 (800m)
Race State	Finished

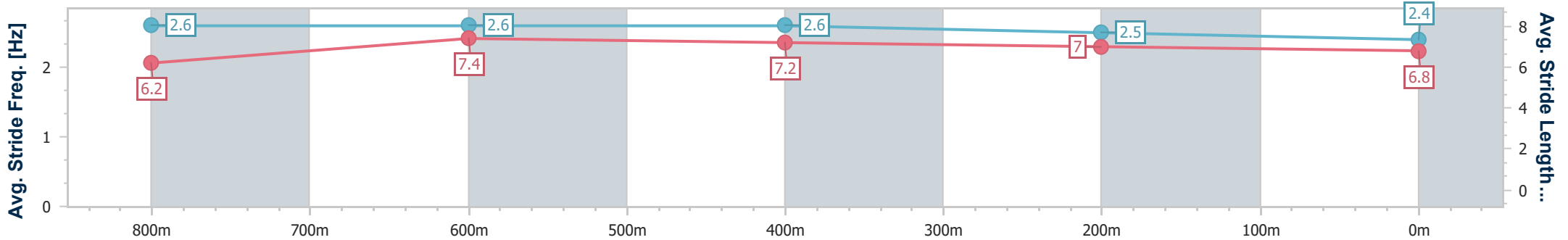
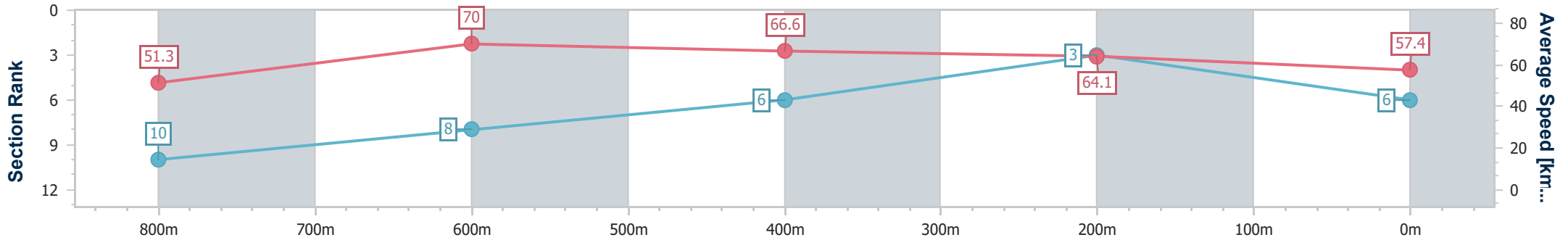


Ladbrokes Cannon Park QLD Professional
Race 5: PAUL DAVIS CHARTERED ACCOUNTANT RATINGS
BAND 0 - 55 Handicap - 950m



22 April 2024 - 16:09
Track Rating: Soft 5, Weather: Fine, Rail Position: +1.5m 1000m-930m; True Remainder

Section	Overall	800m	600m	400m	200m
Section Times	0:55.75 [6] (0:10.56)	0:45.19 [10] (0:10.31)	0:34.88 [8] (0:10.92)	0:23.96 [6] (0:11.40)	0:12.56 [3] (0:12.56)
Average Speed [km/h]	51.3	70.0	66.6	64.1	57.4
Top Speed [km/h]	68.9	71.3	70.1	65.3	63.4
Avg. Dist. to Rail [m]	2.6	0.7	2.0	5.5	5.6
Avg. Stride Freq. [Hz]	2.6	2.6	2.6	2.5	2.4
Avg. Stride Length [m]	6.2	7.4	7.2	7.0	6.8



- [] Ranking at each section and finish
- .-.- No data available at this section
- NA No data available



Horse/Jockey Name	Simply Beans
Final Rank	7
Fastest Section Time (Section)	0:10.27 (Overall)
Top Speed [km/h] (Section)	71.5 (800m)
Race State	Finished

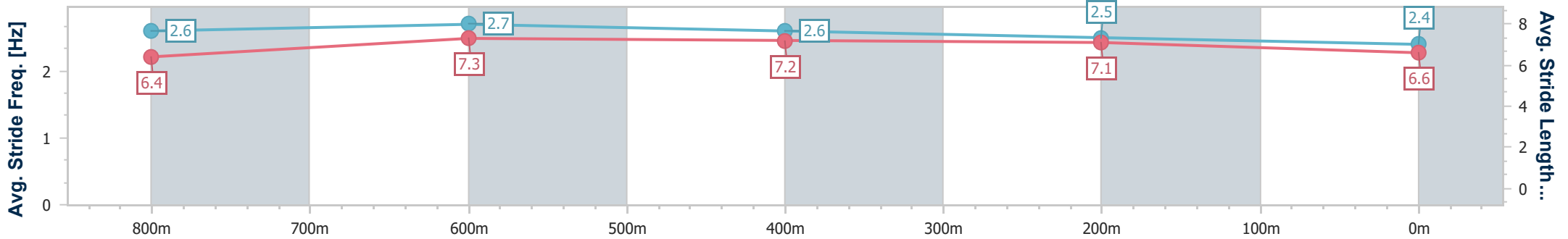
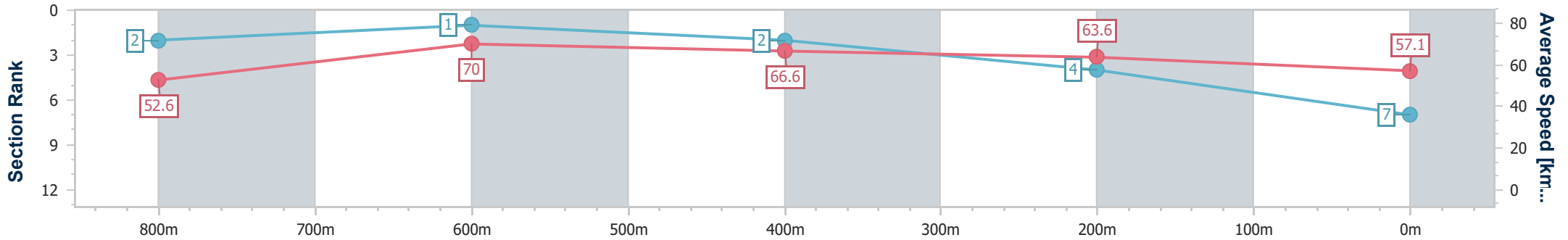


Ladbrokes Cannon Park QLD Professional
 Race 5: PAUL DAVIS CHARTERED ACCOUNTANT RATINGS
 BAND 0 - 55 Handicap - 950m



22 April 2024 - 16:09
 Track Rating: Soft 5, Weather: Fine, Rail Position: +1.5m 1000m-930m; True Remainder

Section	Overall	800m	600m	400m	200m
Section Times	0:55.85 [7] (0:10.27)	0:45.58 [2] (0:10.27)	0:35.31 [1] (0:11.10)	0:24.21 [2] (0:11.62)	0:12.59 [4] (0:12.59)
Average Speed [km/h]	52.6	70.0	66.6	63.6	57.1
Top Speed [km/h]	71.5	71.5	69.9	65.1	62.0
Avg. Dist. to Rail [m]	8.3	4.4	4.1	7.1	5.9
Avg. Stride Freq. [Hz]	2.6	2.7	2.6	2.5	2.4
Avg. Stride Length [m]	6.4	7.3	7.2	7.1	6.6



- [] Ranking at each section and finish
- .-.- No data available at this section
- NA No data available



Horse/Jockey Name	Lord Power
Final Rank	8
Fastest Section Time (Section)	0:10.37 (800m)
Top Speed [km/h] (Section)	69.7 (800m)
Race State	Finished



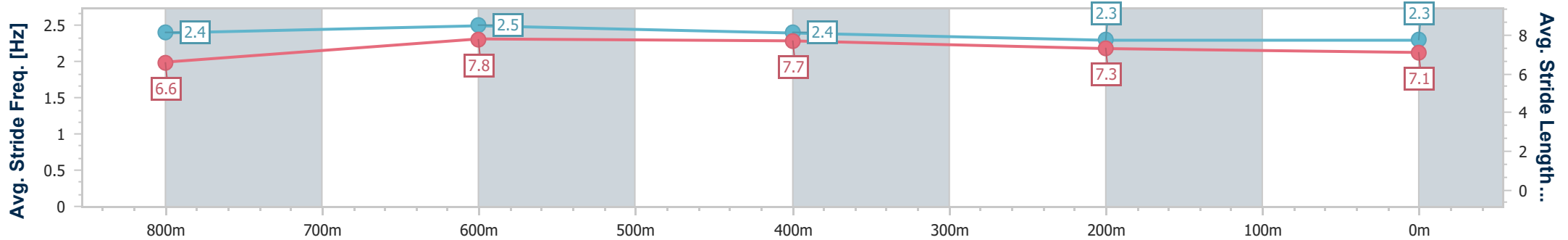
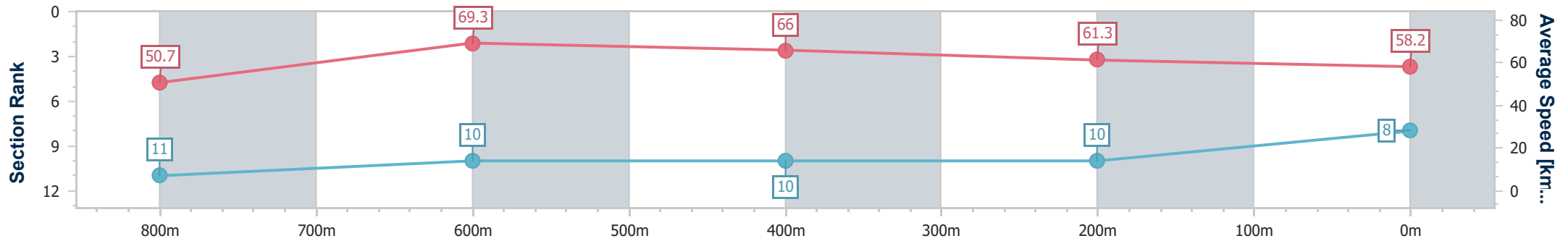
Ladbrokes Cannon Park QLD Professional
 Race 5: PAUL DAVIS CHARTERED ACCOUNTANT RATINGS
 BAND 0 - 55 Handicap - 950m



22 April 2024 - 16:09

Track Rating: Soft 5, Weather: Fine, Rail Position: +1.5m 1000m-930m; True Remainder

Section	Overall	800m	600m	400m	200m
Section Times	0:56.27 [8] (0:10.67)	0:45.60 [11] (0:10.37)	0:35.23 [10] (0:11.06)	0:24.17 [10] (0:11.81)	0:12.36 [10] (0:12.36)
Average Speed [km/h]	50.7	69.3	66.0	61.3	58.2
Top Speed [km/h]	68.0	69.7	69.0	65.5	59.4
Avg. Dist. to Rail [m]	11.2	4.5	2.1	1.9	3.9
Avg. Stride Freq. [Hz]	2.4	2.5	2.4	2.3	2.3
Avg. Stride Length [m]	6.6	7.8	7.7	7.3	7.1



- [] Ranking at each section and finish
- .-.- No data available at this section
- NA No data available



Horse/Jockey Name	Taormina Rhythm
Final Rank	9
Fastest Section Time (Section)	0:10.40 (800m)
Top Speed [km/h] (Section)	69.9 (800m)
Race State	Finished

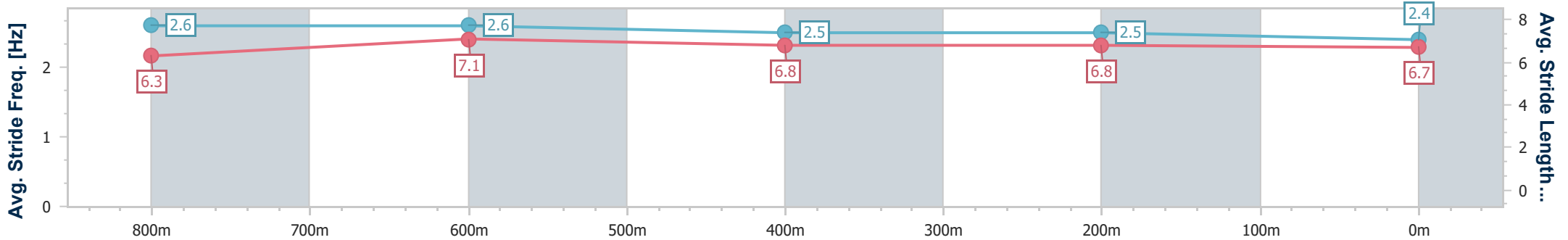
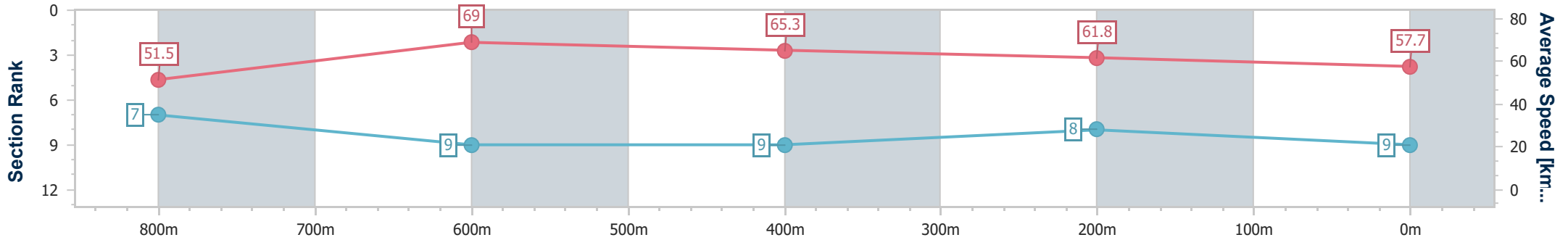


Ladbroke's Cannon Park QLD Professional
 Race 5: PAUL DAVIS CHARTERED ACCOUNTANT RATINGS
 BAND 0 - 55 Handicap - 950m



22 April 2024 - 16:09
 Track Rating: Soft 5, Weather: Fine, Rail Position: +1.5m 1000m-930m; True Remainder

Section	Overall	800m	600m	400m	200m
Section Times	0:56.29 [9] (0:10.49)	0:45.80 [7] (0:10.40)	0:35.40 [9] (0:11.18)	0:24.22 [9] (0:11.73)	0:12.49 [8] (0:12.49)
Average Speed [km/h]	51.5	69.0	65.3	61.8	57.7
Top Speed [km/h]	68.5	69.9	66.9	63.8	60.6
Avg. Dist. to Rail [m]	4.2	2.4	1.8	4.1	6.2
Avg. Stride Freq. [Hz]	2.6	2.6	2.5	2.5	2.4
Avg. Stride Length [m]	6.3	7.1	6.8	6.8	6.7



- [] Ranking at each section and finish
- .-.- No data available at this section
- NA No data available



Horse/Jockey Name	No Love Lost
Final Rank	10
Fastest Section Time (Section)	0:10.55 (Overall)
Top Speed [km/h] (Section)	69.3 (800m)
Race State	Finished



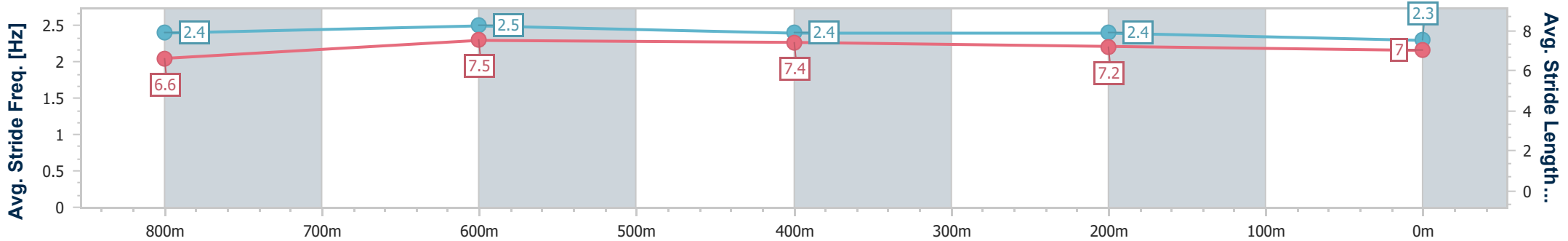
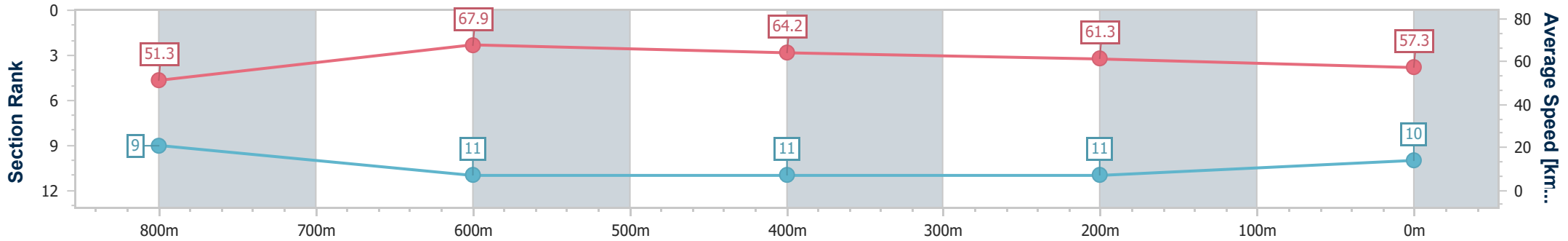
Ladbrokes Cannon Park QLD Professional
 Race 5: PAUL DAVIS CHARTERED ACCOUNTANT RATINGS
 BAND 0 - 55 Handicap - 950m



22 April 2024 - 16:09

Track Rating: Soft 5, Weather: Fine, Rail Position: +1.5m 1000m-930m; True Remainder

Section	Overall	800m	600m	400m	200m
Section Times	0:56.89 [10] (0:10.55)	0:46.34 [9] (0:10.61)	0:35.73 [11] (0:11.35)	0:24.38 [11] (0:11.82)	0:12.56 [11] (0:12.56)
Average Speed [km/h]	51.3	67.9	64.2	61.3	57.3
Top Speed [km/h]	67.4	69.3	66.8	64.2	59.4
Avg. Dist. to Rail [m]	8.1	4.0	2.0	1.6	2.2
Avg. Stride Freq. [Hz]	2.4	2.5	2.4	2.4	2.3
Avg. Stride Length [m]	6.6	7.5	7.4	7.2	7.0



- [] Ranking at each section and finish
- .-.- No data available at this section
- NA No data available



Horse/Jockey Name	Maiori
Final Rank	11
Fastest Section Time (Section)	0:10.20 (800m)
Top Speed [km/h] (Section)	72.2 (800m)
Race State	Finished



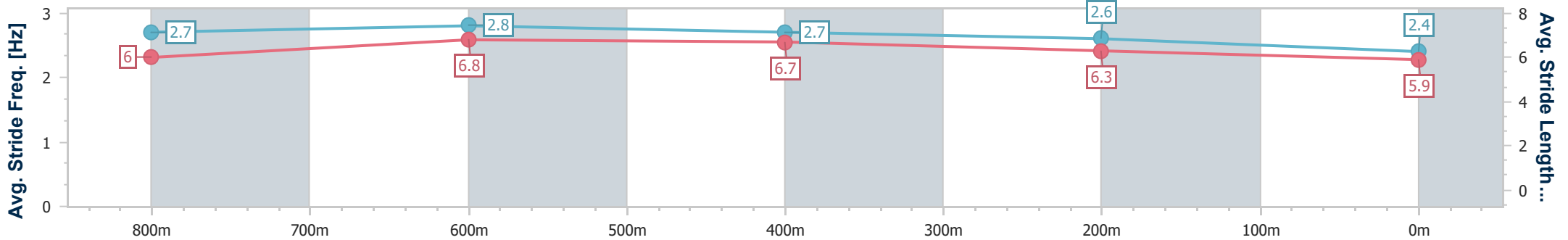
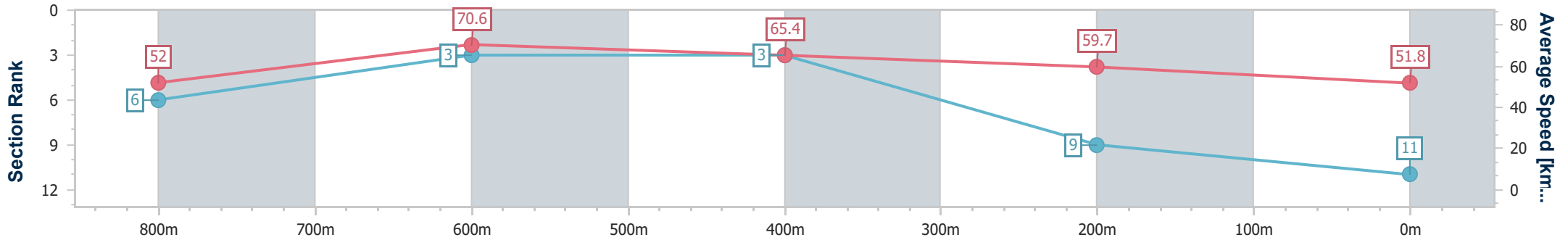
Ladbrokes Cannon Park QLD Professional
 Race 5: PAUL DAVIS CHARTERED ACCOUNTANT RATINGS
 BAND 0 - 55 Handicap - 950m



22 April 2024 - 16:09

Track Rating: Soft 5, Weather: Fine, Rail Position: +1.5m 1000m-930m; True Remainder

Section	Overall	800m	600m	400m	200m
Section Times	0:57.82 [11] (0:10.38)	0:47.44 [6] (0:10.20)	0:37.24 [3] (0:11.08)	0:26.16 [3] (0:12.24)	0:13.92 [9] (0:13.92)
Average Speed [km/h]	52.0	70.6	65.4	59.7	51.8
Top Speed [km/h]	70.6	72.2	68.0	63.3	58.7
Avg. Dist. to Rail [m]	4.0	1.1	1.7	5.9	5.7
Avg. Stride Freq. [Hz]	2.7	2.8	2.7	2.6	2.4
Avg. Stride Length [m]	6.0	6.8	6.7	6.3	5.9



- [] Ranking at each section and finish
- .-.- No data available at this section
- NA No data available