

Track Rating: Heavy 9, Weather: Fine, Rail Position: +6m

Section		Overall	1200m	1000m	800m	600m	400m	Last 600m				
Field Times		1:22.58 (0:10.92)	1:11.66 (0:11.33)	1:00.33 (0:11.67)	0:48.66 (0:12.08)	0:36.58 (0:12.37)	0:24.21 (0:11.98)	0:36.58				
Rank	TAB Horse/Jockey	Barrier	Top Speed [km/h]	Fastest Section	Distance Travelled [m]							
1	4 JONNY DA WOLF James Orman	9	64.4 1200m	0:10.92 Overall	1:22.58 [1] (0:10.92)	1:11.66 [1] (0:11.33)	1:00.33 [1] (0:11.67)	0:48.66 [1] (0:12.08)	0:36.58 [1] (0:12.37)	0:24.21 [1] (0:11.98)	0:36.58	
2	10 STORM DREAMER Justin Huxtable	1	64.2 1200m	0:11.29 Overall	1:23.66 [2] (0:11.29)	1:12.37 [8] (0:11.44)	1:00.93 [6] (0:11.81)	0:49.12 [7] (0:12.10)	0:37.02 [6] (0:12.32)	0:24.70 [6] (0:12.30)	0:37.02 -1	
3	19 OUTA TAORMINA Tahlia Fenlon	3	63.8 1200m	0:11.01 Overall	1:23.69 [3] (0:11.01)	1:12.68 [2] (0:11.46)	1:01.22 [3] (0:11.79)	0:49.43 [4] (0:12.07)	0:37.36 [4] (0:12.30)	0:25.06 [3] (0:12.23)	0:37.36 -2	
4	5 KILNA Ryan Maloney	14	64.1 1200m	0:11.40 1200m	1:23.71 [4] (0:11.49)	1:12.22 [10] (0:11.40)	1:00.82 [9] (0:11.74)	0:49.08 [8] (0:12.19)	0:36.89 [8] (0:12.33)	0:24.56 [8] (0:12.16)	0:36.89 +7	
5	15 WINTER'S PROMISE Robbie Dolan	12	63.8 1200m	0:11.54 1200m	1:23.94 [5] (0:11.56)	1:12.38 [11] (0:11.54)	1:00.84 [12] (0:11.84)	0:49.00 [12] (0:12.38)	0:36.62 [14] (0:12.18)	0:24.44 [13] (0:12.20)	0:36.62 +6	
6	2 UNITED FRONT Kyle Wilson-Taylor	6	63.6 1200m	0:11.44 Overall	1:24.03 [6] (0:11.44)	1:12.59 [9] (0:11.56)	1:01.03 [10] (0:11.90)	0:49.13 [11] (0:12.17)	0:36.96 [11] (0:12.09)	0:24.87 [9] (0:12.25)	0:36.96 +4	
7	16 SPACE JOURNEY Noel Callow	18	64.4 1000m	0:11.09 Overall	1:24.05 [7] (0:11.09)	1:12.96 [3] (0:11.37)	1:01.59 [2] (0:11.50)	0:50.09 [2] (0:12.12)	0:37.97 [2] (0:12.47)	0:25.50 [2] (0:12.48)	0:37.97 +4	
8	9 ZOUGIRL Samantha Collett	21	64.3 1200m	0:11.23 Overall	1:24.09 [8] (0:11.23)	1:12.86 [5] (0:11.50)	1:01.36 [7] (0:11.63)	0:49.73 [5] (0:12.10)	0:37.63 [5] (0:12.31)	0:25.32 [4] (0:12.57)	0:37.63 +7	
9	1 NITROGEN Michael Rodd	10	63.4 1200m	0:11.61 1200m	1:24.35 [9] (0:11.64)	1:12.71 [13] (0:11.61)	1:01.10 [13] (0:11.89)	0:49.21 [13] (0:12.09)	0:37.12 [13] (0:12.20)	0:24.92 [12] (0:12.30)	0:37.12 +4	
10	11 HOME CREEK Kirk Matheson	7	64.8 1000m	0:11.11 Overall	1:24.71 [10] (0:11.11)	1:13.60 [4] (0:11.39)	1:02.21 [4] (0:11.61)	0:50.60 [3] (0:12.16)	0:38.44 [3] (0:12.52)	0:25.92 [5] (0:12.69)	0:38.44 +4	

Scratched: Cool Panels (#21), Make Haste (#17), Ocean Alps (#13), The Manager (#7), La Stella Atleta (#6), Bramble Bay (#20), Enolaba (#18)

Track Rating: Heavy 9, Weather: Fine, Rail Position: +6m

Section		Overall	1200m	1000m	800m	600m	400m	Last 600m				
Field Times		1:22.58 (0:10.92)	1:11.66 (0:11.33)	1:00.33 (0:11.67)	0:48.66 (0:12.08)	0:36.58 (0:12.37)	0:24.21 (0:11.98)	0:36.58				
Rank	TAB Horse/Jockey	Barrier	Top Speed [km/h]	Fastest Section	Distance Travelled [m]							
11	3 FONZIE ROCKS Vlad Duric	11	63.9 1200m	0:11.60 1200m	1:24.89 [11] (0:11.87)	1:13.02 [14] (0:11.60)	1:01.42 [14] (0:11.87)	0:49.55 [14] (0:11.83)	0:37.72 [12] (0:12.45)	0:25.27 [14] (0:12.39)	0:37.72	-1
12	14 DILIGENTE Damien Thornton	2	63.5 1200m	0:11.29 Overall	1:25.05 [12] (0:11.29)	1:13.76 [7] (0:11.55)	1:02.21 [8] (0:11.89)	0:50.32 [9] (0:12.20)	0:38.12 [10] (0:12.46)	0:25.66 [11] (0:12.50)	0:38.12	+2
13	8 SHOOT THE DIVA Cejay Graham	4	63.9 1200m	0:11.51 1200m	1:25.24 [13] (0:11.59)	1:13.65 [12] (0:11.51)	1:02.14 [11] (0:11.74)	0:50.40 [10] (0:12.06)	0:38.34 [9] (0:12.33)	0:26.01 [10] (0:12.54)	0:38.34	-2
14	12 INSPIRATIONAL DIVA Bailey Wheeler	13	65.2 1200m	0:11.25 Overall	1:26.67 [14] (0:11.25)	1:15.42 [6] (0:11.35)	1:04.07 [5] (0:11.90)	0:52.17 [6] (0:12.15)	0:40.02 [7] (0:12.45)	0:27.57 [7] (0:12.90)	0:40.02	+4

Scratched: Cool Panels (#21), Make Haste (#17), Ocean Alps (#13), The Manager (#7), La Stella Atleta (#6), Bramble Bay (#20), Enolaba (#18)

Track Rating: Heavy 9, Weather: Fine, Rail Position: +6m

Section							200m			Last 600m
Field Times							0:12.23			0:36.58
							(0:12.23)			
Rank	TAB	Horse/Jockey	Barrier	Top Speed [km/h]	Fastest Section	Margin			Distance Travelled [m]	
1	4	JONNY DA WOLF James Orman	9	64.4 1200m	0:10.92 Overall	0:12.23 [1] (0:12.23)	1:22.58		0:36.58	
2	10	STORM DREAMER Justin Huxtable	1	64.2 1200m	0:11.29 Overall	0:12.40 [4] (0:12.40)	6.32L		0:37.02 -1	
3	19	OUTA TAORMINA Tahlia Fenlon	3	63.8 1200m	0:11.01 Overall	0:12.83 [2] (0:12.83)	6.49L		0:37.36 -2	
4	5	KILNA Ryan Maloney	14	64.1 1200m	0:11.40 1200m	0:12.40 [5] (0:12.40)	6.6L		0:36.89 +7	
5	15	WINTER'S PROMISE Robbie Dolan	12	63.8 1200m	0:11.54 1200m	0:12.24 [9] (0:12.24)	7.97L		0:36.62 +6	
6	2	UNITED FRONT Kyle Wilson-Taylor	6	63.6 1200m	0:11.44 Overall	0:12.62 [7] (0:12.62)	8.49L		0:36.96 +4	
7	16	SPACE JOURNEY Noel Callow	18	64.4 1000m	0:11.09 Overall	0:13.02 [3] (0:13.02)	8.63L		0:37.97 +4	
8	9	ZOUGIRL Samantha Collett	21	64.3 1200m	0:11.23 Overall	0:12.75 [6] (0:12.75)	8.85L		0:37.63 +7	
9	1	NITROGEN Michael Rodd	10	63.4 1200m	0:11.61 1200m	0:12.62 [10] (0:12.62)	10.42L		0:37.12 +4	
10	11	HOME CREEK Kirk Matheson	7	64.8 1000m	0:11.11 Overall	0:13.23 [8] (0:13.23)	12.54L		0:38.44 +4	

Scratched: Cool Panels (#21), Make Haste (#17), Ocean Alps (#13), The Manager (#7), La Stella Atleta (#6), Bramble Bay (#20), Enolaba (#18)

Track Rating: Heavy 9, Weather: Fine, Rail Position: +6m

Section				200m				Last 600m	
Field Times				0:12.23 (0:12.23)				0:36.58	
Rank	TAB	Horse/Jockey	Barrier	Top Speed [km/h]	Fastest Section	Margin			Distance Travelled [m]
11	3	FONZIE ROCKS Vlad Duric	11	63.9 1200m	0:11.60 1200m	0:12.88 [14] (0:12.88)	13.54L		0:37.72 -1
12	14	DILIGENTE Damien Thornton	2	63.5 1200m	0:11.29 Overall	0:13.16 [12] (0:13.16)	14.53L		0:38.12 +2
13	8	SHOOT THE DIVA Cejay Graham	4	63.9 1200m	0:11.51 1200m	0:13.47 [11] (0:13.47)	15.63L		0:38.34 -2
14	12	INSPIRATIONAL DIVA Bailey Wheeler	13	65.2 1200m	0:11.25 Overall	0:14.67 [13] (0:14.67)	24.07L		0:40.02 +4

Scratched: Cool Panels (#21), Make Haste (#17), Ocean Alps (#13), The Manager (#7), La Stella Atleta (#6), Bramble Bay (#20), Enolaba (#18)



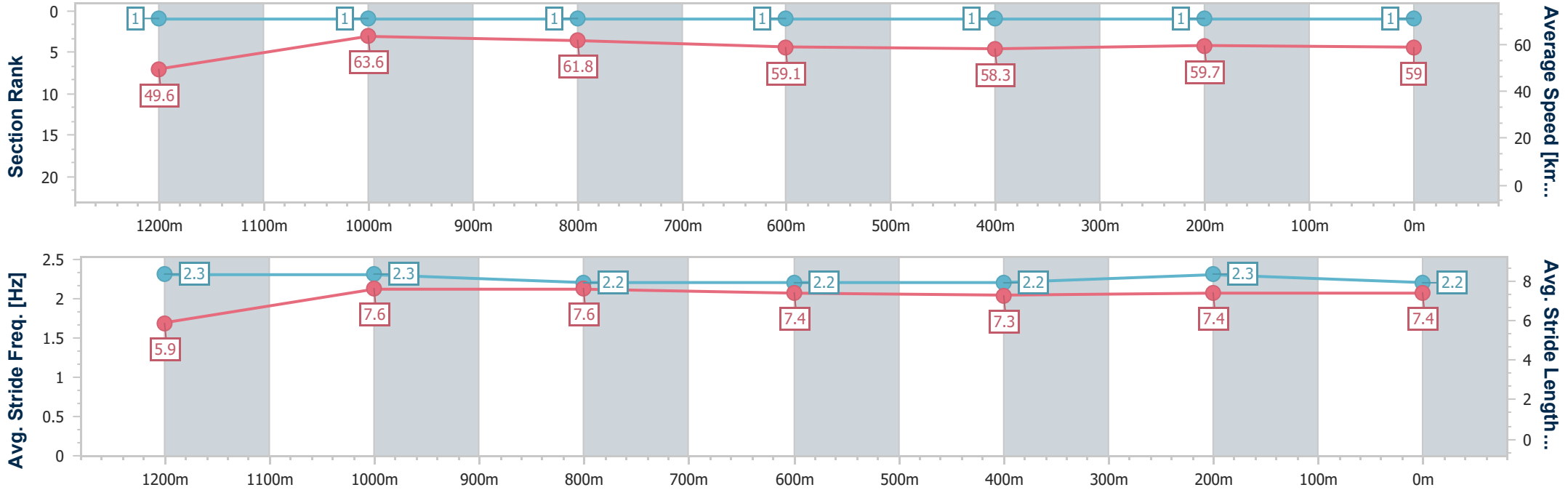
Horse/Jockey Name	Jonny Da Wolf
Final Rank	1
Fastest Section Time (Section)	0:10.92 (Overall)
Top Speed [km/h] (Section)	64.4 (1200m)
Race State	Finished



Ipswich QLD Professional
 Race 7: TAB Maiden Handicap - 1350m
 24 April 2024 - 15:28
 Track Rating: Heavy 9, Weather: Fine, Rail Position: +6m



Section	Overall	1200m	1000m	800m	600m	400m	200m
Section Times	1:22.58 [1] (0:10.92)	1:11.66 [1] (0:11.33)	1:00.33 [1] (0:11.67)	0:48.66 [1] (0:12.08)	0:36.58 [1] (0:12.37)	0:24.21 [1] (0:11.98)	0:12.23 [1] (0:12.23)
Average Speed [km/h]	49.6	63.6	61.8	59.1	58.3	59.7	59.0
Top Speed [km/h]	64.1	64.4	62.2	60.4	58.6	61.2	60.8
Avg. Dist. to Rail [m]	6.4	3.5	0.7	1.0	0.5	0.8	0.9
Avg. Stride Freq. [Hz]	2.3	2.3	2.2	2.2	2.2	2.3	2.2
Avg. Stride Length [m]	5.9	7.6	7.6	7.4	7.3	7.4	7.4



- [] Ranking at each section and finish
- .-.- No data available at this section
- NA No data available



Horse/Jockey Name	Storm Dreamer
Final Rank	2
Fastest Section Time (Section)	0:11.29 (Overall)
Top Speed [km/h] (Section)	64.2 (1200m)
Race State	Finished



Ipswich QLD Professional

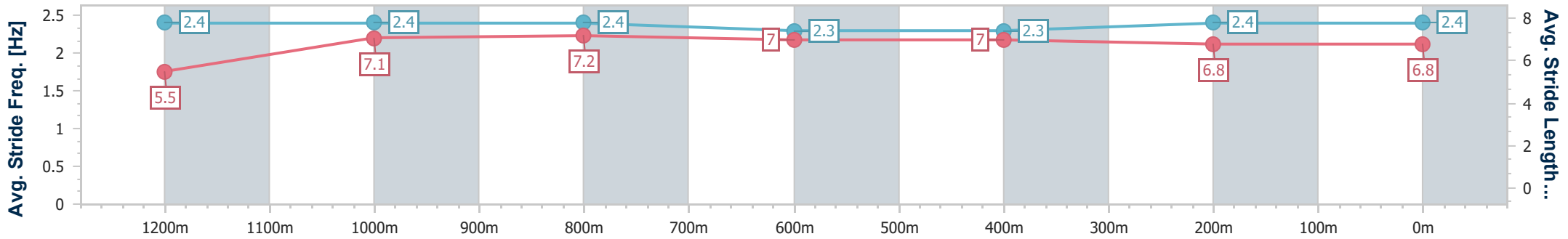
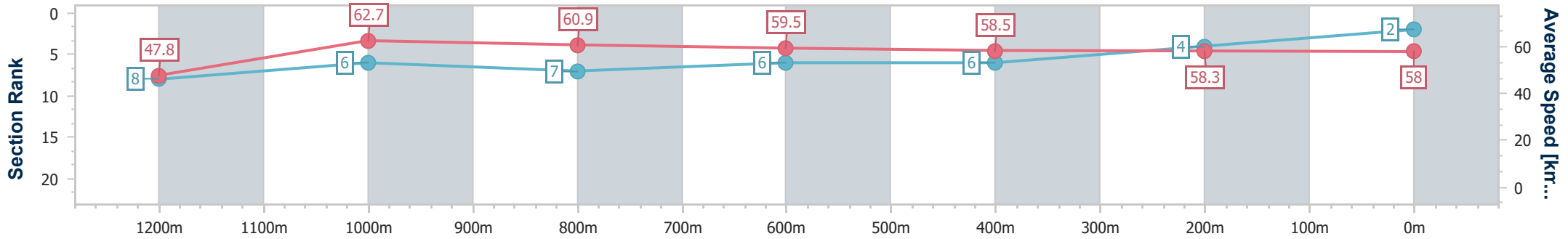
Race 7: TAB Maiden Handicap - 1350m

24 April 2024 - 15:28



Track Rating: Heavy 9, Weather: Fine, Rail Position: +6m

Section	Overall	1200m	1000m	800m	600m	400m	200m
Section Times	1:23.66 [2] (0:11.29)	1:12.37 [8] (0:11.44)	1:00.93 [6] (0:11.81)	0:49.12 [7] (0:12.10)	0:37.02 [6] (0:12.32)	0:24.70 [6] (0:12.30)	0:12.40 [4] (0:12.40)
Average Speed [km/h]	47.8	62.7	60.9	59.5	58.5	58.3	58.0
Top Speed [km/h]	63.0	64.2	63.7	60.4	58.9	59.4	59.0
Avg. Dist. to Rail [m]	0.8	0.8	0.6	0.2	0.4	0.9	1.4
Avg. Stride Freq. [Hz]	2.4	2.4	2.4	2.3	2.3	2.4	2.4
Avg. Stride Length [m]	5.5	7.1	7.2	7.0	7.0	6.8	6.8



- [] Ranking at each section and finish
- .-.- No data available at this section
- NA No data available



Horse/Jockey Name	Outa Taormina
Final Rank	3
Fastest Section Time (Section)	0:11.01 (Overall)
Top Speed [km/h] (Section)	63.8 (1200m)
Race State	Finished



Ipswich QLD Professional

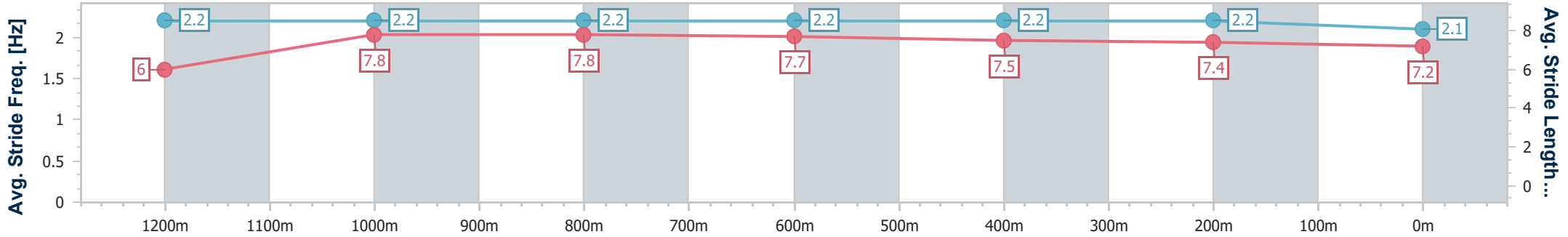
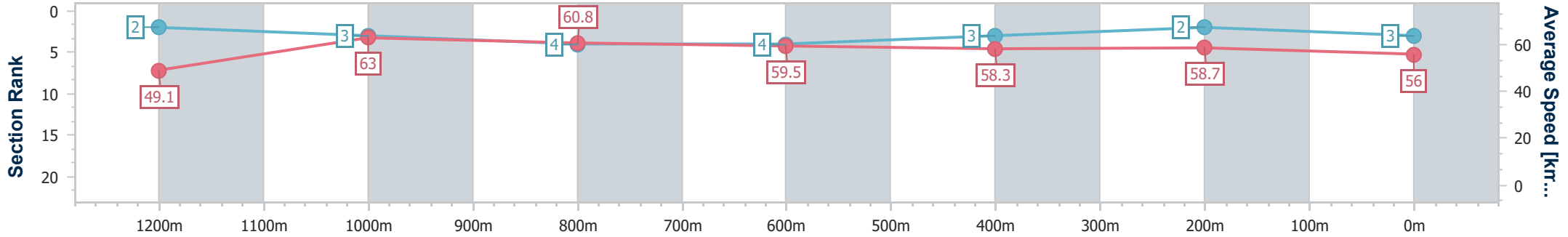
Race 7: TAB Maiden Handicap - 1350m

24 April 2024 - 15:28



Track Rating: Heavy 9, Weather: Fine, Rail Position: +6m

Section	Overall	1200m	1000m	800m	600m	400m	200m
Section Times	1:23.69 [3] (0:11.01)	1:12.68 [2] (0:11.46)	1:01.22 [3] (0:11.79)	0:49.43 [4] (0:12.07)	0:37.36 [4] (0:12.30)	0:25.06 [3] (0:12.23)	0:12.83 [2] (0:12.83)
Average Speed [km/h]	49.1	63.0	60.8	59.5	58.3	58.7	56.0
Top Speed [km/h]	63.8	63.8	62.5	60.3	58.7	58.9	58.1
Avg. Dist. to Rail [m]	3.1	0.9	0.4	1.0	1.1	1.2	1.1
Avg. Stride Freq. [Hz]	2.2	2.2	2.2	2.2	2.2	2.2	2.1
Avg. Stride Length [m]	6.0	7.8	7.8	7.7	7.5	7.4	7.2



- [] Ranking at each section and finish
- .-.- No data available at this section
- NA No data available



Horse/Jockey Name	Kilna
Final Rank	4
Fastest Section Time (Section)	0:11.40 (1200m)
Top Speed [km/h] (Section)	64.1 (1200m)
Race State	Finished



Ipswich QLD Professional

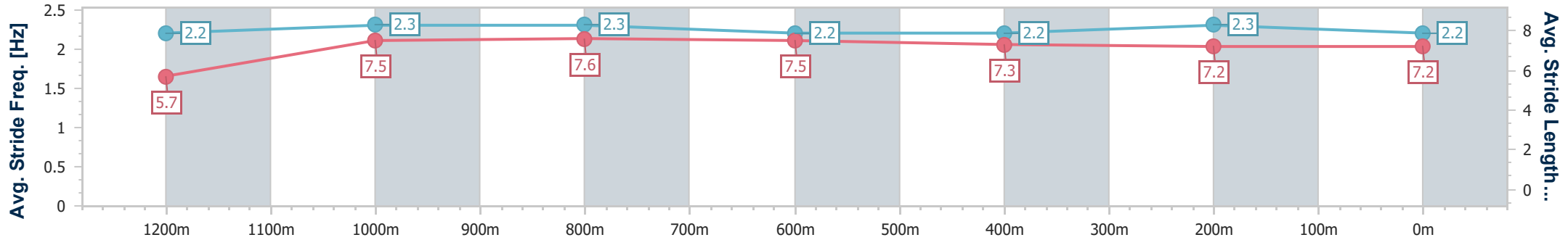
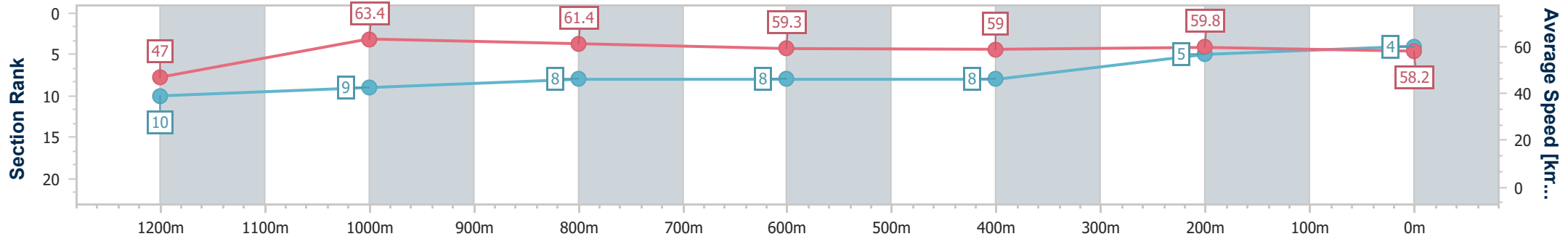
Race 7: TAB Maiden Handicap - 1350m

24 April 2024 - 15:28



Track Rating: Heavy 9, Weather: Fine, Rail Position: +6m

Section	Overall	1200m	1000m	800m	600m	400m	200m
Section Times	1:23.71 [4] (0:11.49)	1:12.22 [10] (0:11.40)	1:00.82 [9] (0:11.74)	0:49.08 [8] (0:12.19)	0:36.89 [8] (0:12.33)	0:24.56 [8] (0:12.16)	0:12.40 [5] (0:12.40)
Average Speed [km/h]	47.0	63.4	61.4	59.3	59.0	59.8	58.2
Top Speed [km/h]	63.2	64.1	62.8	60.1	59.9	60.5	60.1
Avg. Dist. to Rail [m]	9.4	4.0	1.9	1.0	1.5	3.8	6.4
Avg. Stride Freq. [Hz]	2.2	2.3	2.3	2.2	2.2	2.3	2.2
Avg. Stride Length [m]	5.7	7.5	7.6	7.5	7.3	7.2	7.2



- [] Ranking at each section and finish
- .-.- No data available at this section
- NA No data available



Horse/Jockey Name	Winter's Promise
Final Rank	5
Fastest Section Time (Section)	0:11.54 (1200m)
Top Speed [km/h] (Section)	63.8 (1200m)
Race State	Finished



Ipswich QLD Professional

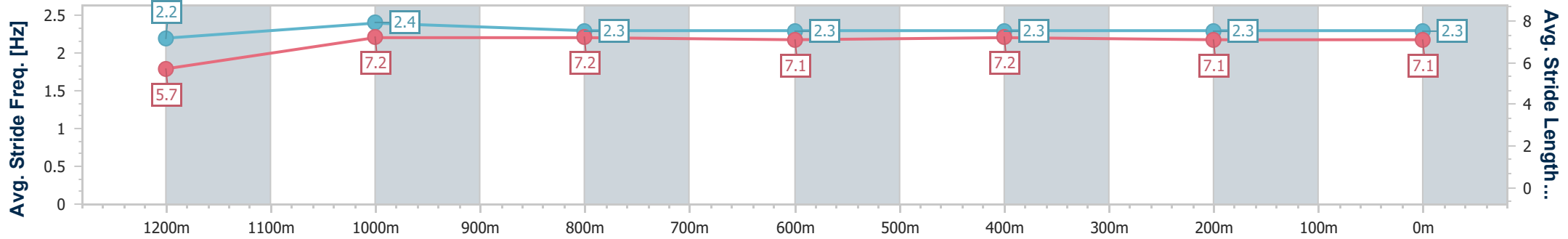
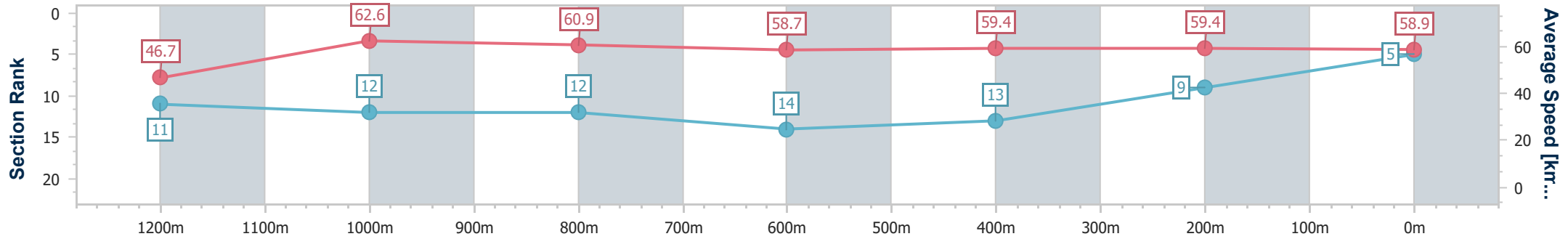
Race 7: TAB Maiden Handicap - 1350m

24 April 2024 - 15:28



Track Rating: Heavy 9, Weather: Fine, Rail Position: +6m

Section	Overall	1200m	1000m	800m	600m	400m	200m
Section Times	1:23.94 [5] (0:11.56)	1:12.38 [11] (0:11.54)	1:00.84 [12] (0:11.84)	0:49.00 [12] (0:12.38)	0:36.62 [14] (0:12.18)	0:24.44 [13] (0:12.20)	0:12.24 [9] (0:12.24)
Average Speed [km/h]	46.7	62.6	60.9	58.7	59.4	59.4	58.9
Top Speed [km/h]	61.9	63.8	62.8	59.9	59.9	60.1	59.8
Avg. Dist. to Rail [m]	6.3	1.3	1.2	1.4	1.5	3.0	6.6
Avg. Stride Freq. [Hz]	2.2	2.4	2.3	2.3	2.3	2.3	2.3
Avg. Stride Length [m]	5.7	7.2	7.2	7.1	7.2	7.1	7.1



- [] Ranking at each section and finish
- .-.- No data available at this section
- NA No data available



Horse/Jockey Name	United Front
Final Rank	6
Fastest Section Time (Section)	0:11.44 (Overall)
Top Speed [km/h] (Section)	63.6 (1200m)
Race State	Finished



Ipswich QLD Professional

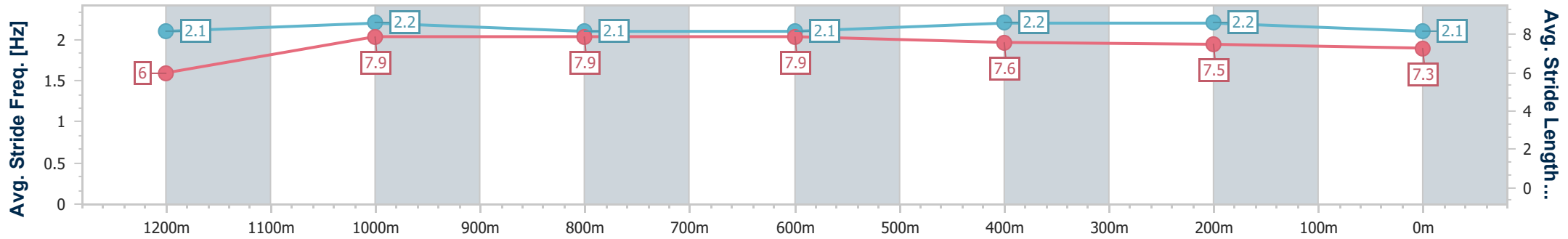
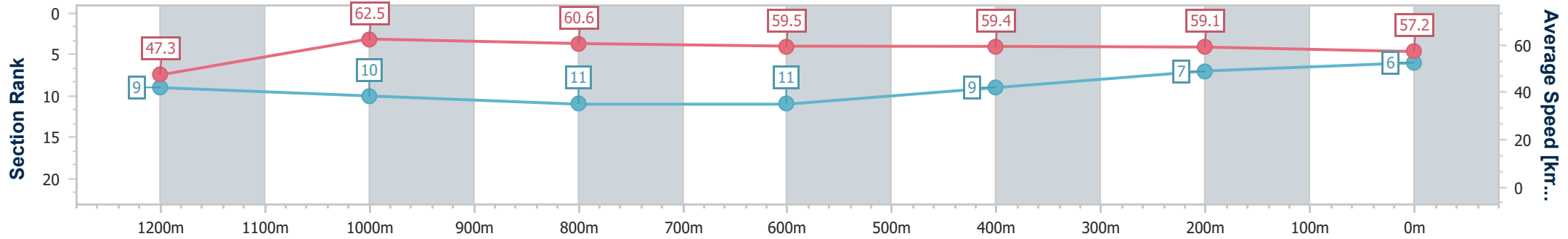
Race 7: TAB Maiden Handicap - 1350m

24 April 2024 - 15:28



Track Rating: Heavy 9, Weather: Fine, Rail Position: +6m

Section	Overall	1200m	1000m	800m	600m	400m	200m
Section Times	1:24.03 [6] (0:11.44)	1:12.59 [9] (0:11.56)	1:01.03 [10] (0:11.90)	0:49.13 [11] (0:12.17)	0:36.96 [11] (0:12.09)	0:24.87 [9] (0:12.25)	0:12.62 [7] (0:12.62)
Average Speed [km/h]	47.3	62.5	60.6	59.5	59.4	59.1	57.2
Top Speed [km/h]	60.6	63.6	61.9	60.2	60.2	59.7	58.3
Avg. Dist. to Rail [m]	3.6	1.8	1.2	0.7	0.4	2.1	4.7
Avg. Stride Freq. [Hz]	2.1	2.2	2.1	2.1	2.2	2.2	2.1
Avg. Stride Length [m]	6.0	7.9	7.9	7.9	7.6	7.5	7.3



- [] Ranking at each section and finish
- .-.- No data available at this section
- NA No data available



Horse/Jockey Name	Space Journey
Final Rank	7
Fastest Section Time (Section)	0:11.09 (Overall)
Top Speed [km/h] (Section)	64.4 (1000m)
Race State	Finished



Ipswich QLD Professional

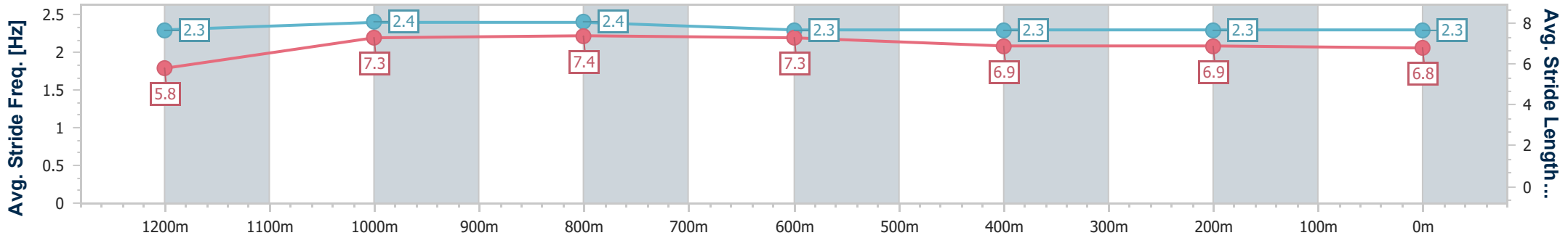
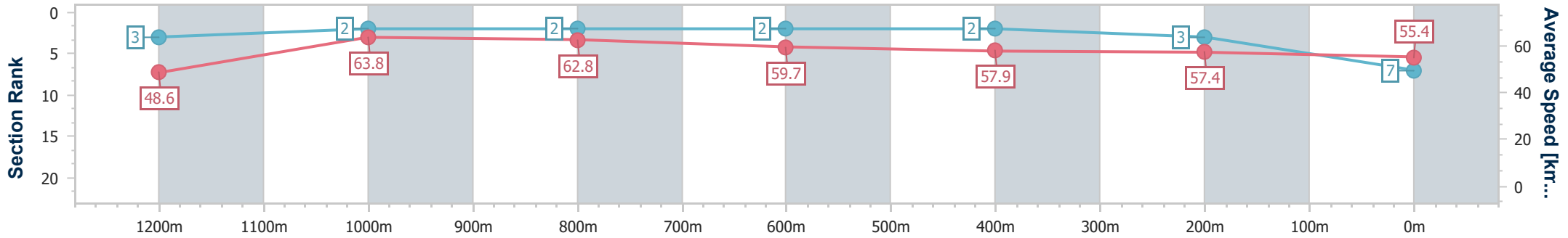
Race 7: TAB Maiden Handicap - 1350m

24 April 2024 - 15:28



Track Rating: Heavy 9, Weather: Fine, Rail Position: +6m

Section	Overall	1200m	1000m	800m	600m	400m	200m
Section Times	1:24.05 [7] (0:11.09)	1:12.96 [3] (0:11.37)	1:01.59 [2] (0:11.50)	0:50.09 [2] (0:12.12)	0:37.97 [2] (0:12.47)	0:25.50 [2] (0:12.48)	0:13.02 [3] (0:13.02)
Average Speed [km/h]	48.6	63.8	62.8	59.7	57.9	57.4	55.4
Top Speed [km/h]	63.4	64.2	64.4	60.4	58.5	58.8	56.2
Avg. Dist. to Rail [m]	10.1	4.9	2.3	1.0	0.5	0.6	1.0
Avg. Stride Freq. [Hz]	2.3	2.4	2.4	2.3	2.3	2.3	2.3
Avg. Stride Length [m]	5.8	7.3	7.4	7.3	6.9	6.9	6.8



- [] Ranking at each section and finish
- .-.- No data available at this section
- NA No data available



Horse/Jockey Name	Zougirl
Final Rank	8
Fastest Section Time (Section)	0:11.23 (Overall)
Top Speed [km/h] (Section)	64.3 (1200m)
Race State	Finished



Ipswich QLD Professional

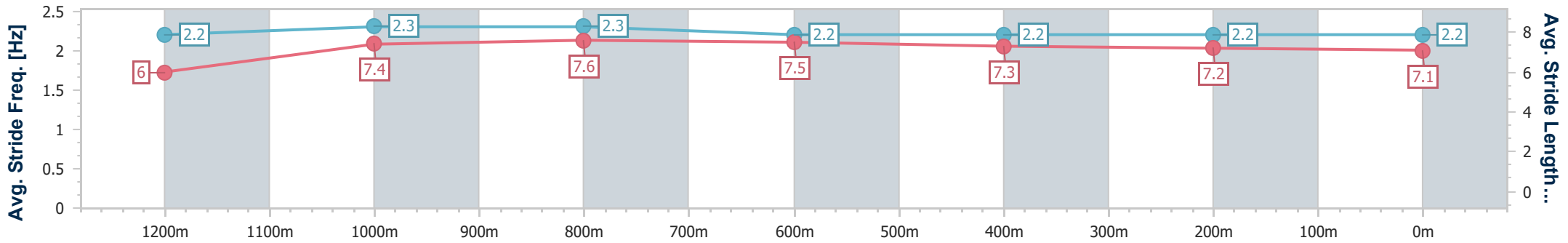
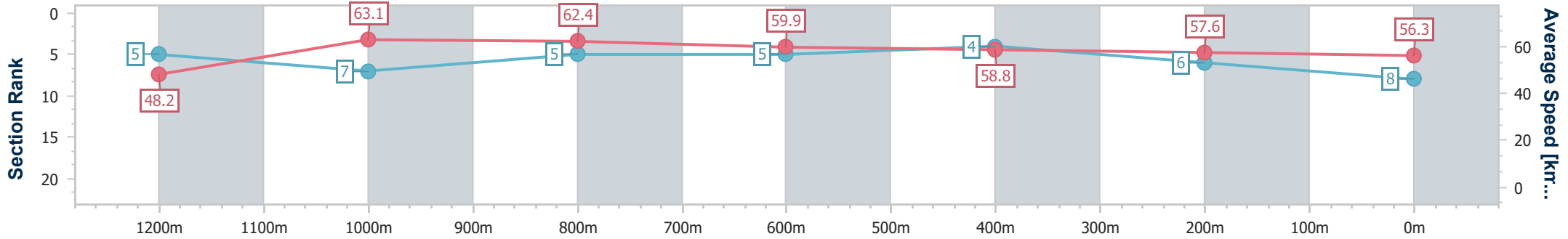
Race 7: TAB Maiden Handicap - 1350m

24 April 2024 - 15:28



Track Rating: Heavy 9, Weather: Fine, Rail Position: +6m

Section	Overall	1200m	1000m	800m	600m	400m	200m
Section Times	1:24.09 [8] (0:11.23)	1:12.86 [5] (0:11.50)	1:01.36 [7] (0:11.63)	0:49.73 [5] (0:12.10)	0:37.63 [5] (0:12.31)	0:25.32 [4] (0:12.57)	0:12.75 [6] (0:12.75)
Average Speed [km/h]	48.2	63.1	62.4	59.9	58.8	57.6	56.3
Top Speed [km/h]	64.0	64.3	64.2	60.5	59.7	57.8	57.3
Avg. Dist. to Rail [m]	11.5	5.9	3.2	1.9	1.4	1.7	3.3
Avg. Stride Freq. [Hz]	2.2	2.3	2.3	2.2	2.2	2.2	2.2
Avg. Stride Length [m]	6.0	7.4	7.6	7.5	7.3	7.2	7.1



- [] Ranking at each section and finish
- .-.- No data available at this section
- NA No data available



Horse/Jockey Name	Nitrogen
Final Rank	9
Fastest Section Time (Section)	0:11.61 (1200m)
Top Speed [km/h] (Section)	63.4 (1200m)
Race State	Finished



Ipswich QLD Professional

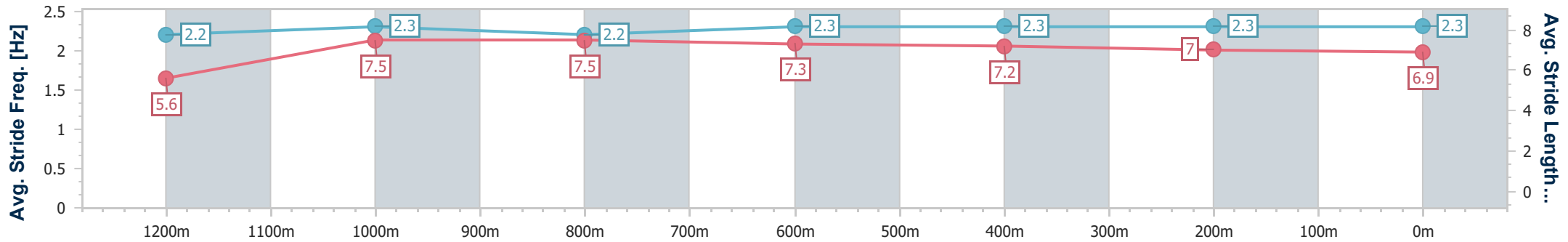
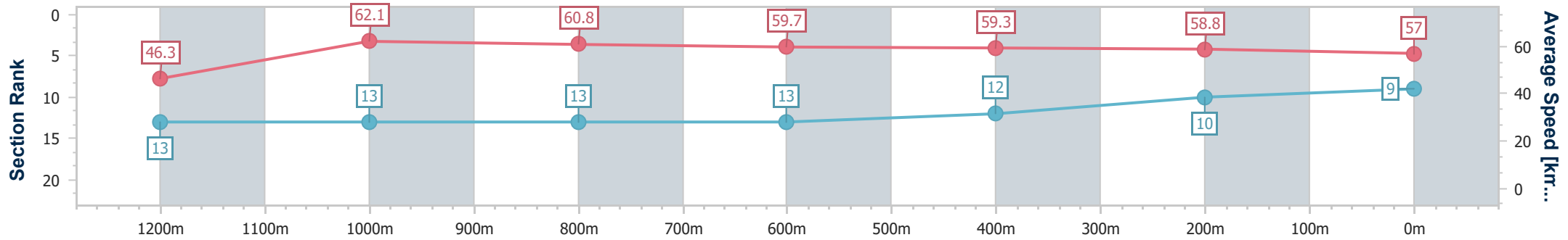
Race 7: TAB Maiden Handicap - 1350m

24 April 2024 - 15:28



Track Rating: Heavy 9, Weather: Fine, Rail Position: +6m

Section	Overall	1200m	1000m	800m	600m	400m	200m
Section Times	1:24.35 [9] (0:11.64)	1:12.71 [13] (0:11.61)	1:01.10 [13] (0:11.89)	0:49.21 [13] (0:12.09)	0:37.12 [13] (0:12.20)	0:24.92 [12] (0:12.30)	0:12.62 [10] (0:12.62)
Average Speed [km/h]	46.3	62.1	60.8	59.7	59.3	58.8	57.0
Top Speed [km/h]	59.3	63.4	62.2	60.5	59.6	60.1	58.6
Avg. Dist. to Rail [m]	5.0	1.6	1.0	0.9	1.0	2.2	2.3
Avg. Stride Freq. [Hz]	2.2	2.3	2.2	2.3	2.3	2.3	2.3
Avg. Stride Length [m]	5.6	7.5	7.5	7.3	7.2	7.0	6.9



- [] Ranking at each section and finish
- .-.- No data available at this section
- NA No data available



Horse/Jockey Name	Home Creek
Final Rank	10
Fastest Section Time (Section)	0:11.11 (Overall)
Top Speed [km/h] (Section)	64.8 (1000m)
Race State	Finished



Ipswich QLD Professional

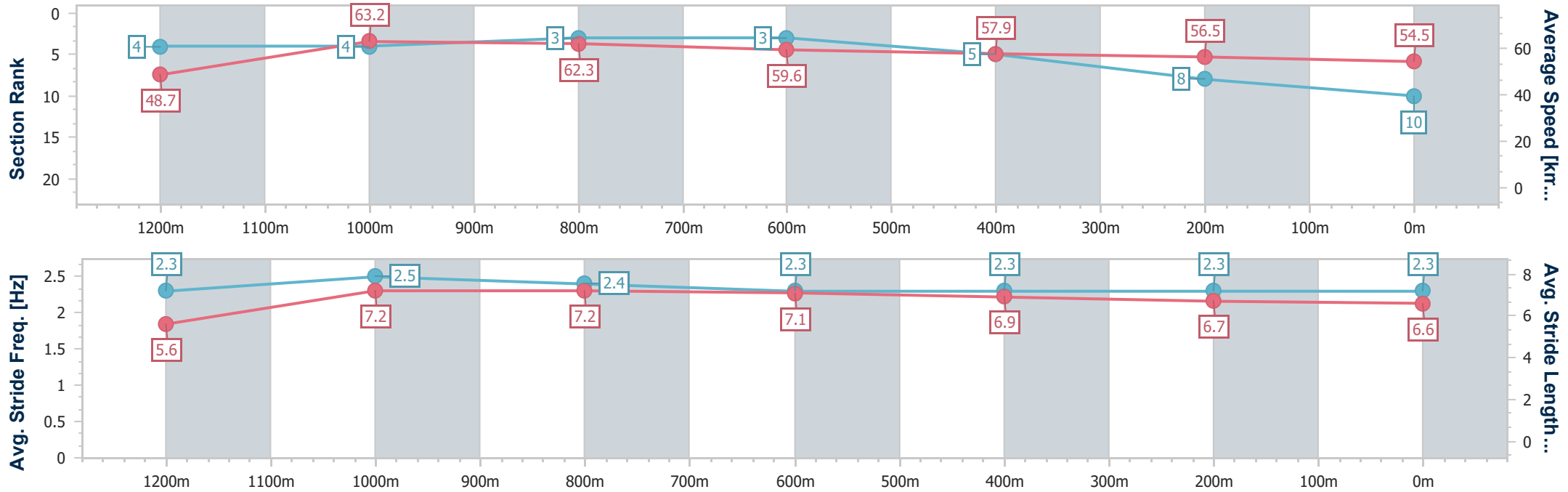
Race 7: TAB Maiden Handicap - 1350m

24 April 2024 - 15:28



Track Rating: Heavy 9, Weather: Fine, Rail Position: +6m

Section	Overall	1200m	1000m	800m	600m	400m	200m
Section Times	1:24.71 [10] (0:11.11)	1:13.60 [4] (0:11.39)	1:02.21 [4] (0:11.61)	0:50.60 [3] (0:12.16)	0:38.44 [3] (0:12.52)	0:25.92 [5] (0:12.69)	0:13.23 [8] (0:13.23)
Average Speed [km/h]	48.7	63.2	62.3	59.6	57.9	56.5	54.5
Top Speed [km/h]	64.1	64.7	64.8	60.8	58.7	58.3	55.4
Avg. Dist. to Rail [m]	5.6	2.3	1.1	1.3	1.8	0.4	0.6
Avg. Stride Freq. [Hz]	2.3	2.5	2.4	2.3	2.3	2.3	2.3
Avg. Stride Length [m]	5.6	7.2	7.2	7.1	6.9	6.7	6.6



- [] Ranking at each section and finish
- .-.- No data available at this section
- NA No data available



Horse/Jockey Name	Fonzie Rocks
Final Rank	11
Fastest Section Time (Section)	0:11.60 (1200m)
Top Speed [km/h] (Section)	63.9 (1200m)
Race State	Finished



Ipswich QLD Professional

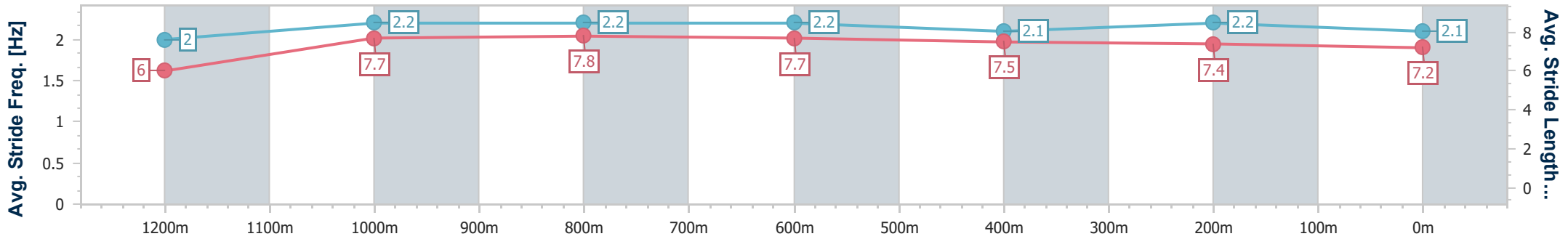
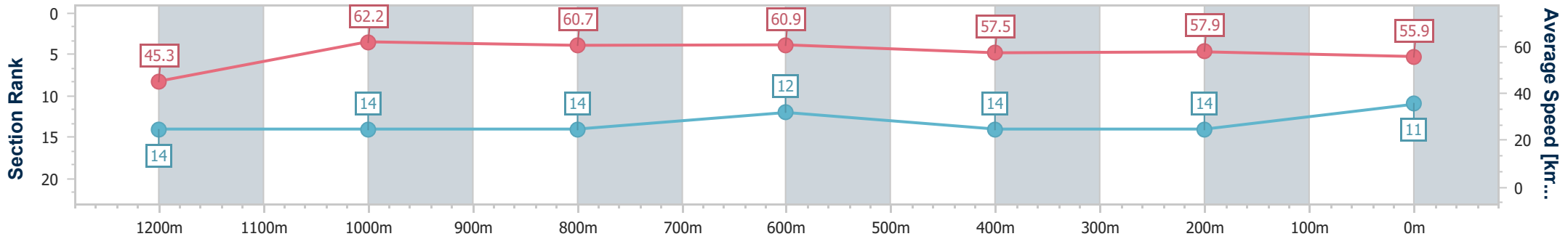
Race 7: TAB Maiden Handicap - 1350m

24 April 2024 - 15:28

Track Rating: Heavy 9, Weather: Fine, Rail Position: +6m



Section	Overall	1200m	1000m	800m	600m	400m	200m
Section Times	1:24.89 [11] (0:11.87)	1:13.02 [14] (0:11.60)	1:01.42 [14] (0:11.87)	0:49.55 [14] (0:11.83)	0:37.72 [12] (0:12.45)	0:25.27 [14] (0:12.39)	0:12.88 [14] (0:12.88)
Average Speed [km/h]	45.3	62.2	60.7	60.9	57.5	57.9	55.9
Top Speed [km/h]	61.1	63.9	62.2	61.5	59.7	59.2	57.1
Avg. Dist. to Rail [m]	4.2	0.6	1.0	0.4	0.8	1.1	1.0
Avg. Stride Freq. [Hz]	2.0	2.2	2.2	2.2	2.1	2.2	2.1
Avg. Stride Length [m]	6.0	7.7	7.8	7.7	7.5	7.4	7.2



- [] Ranking at each section and finish
- .-.- No data available at this section
- NA No data available



Horse/Jockey Name	Diligente
Final Rank	12
Fastest Section Time (Section)	0:11.29 (Overall)
Top Speed [km/h] (Section)	63.5 (1200m)
Race State	Finished



Ipswich QLD Professional

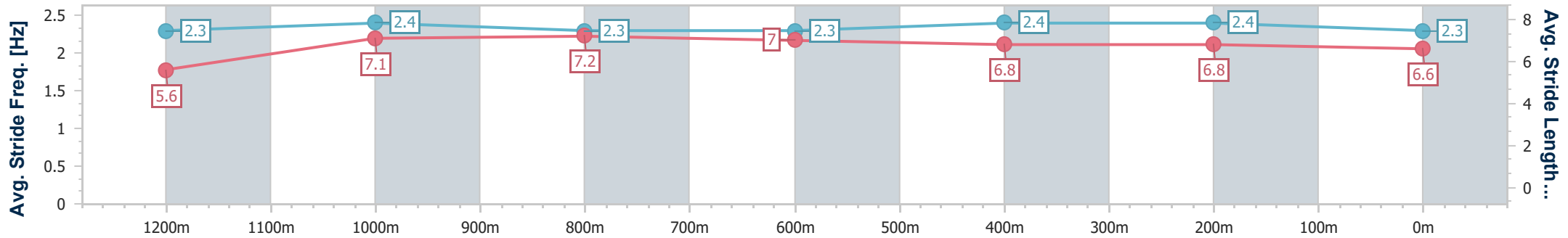
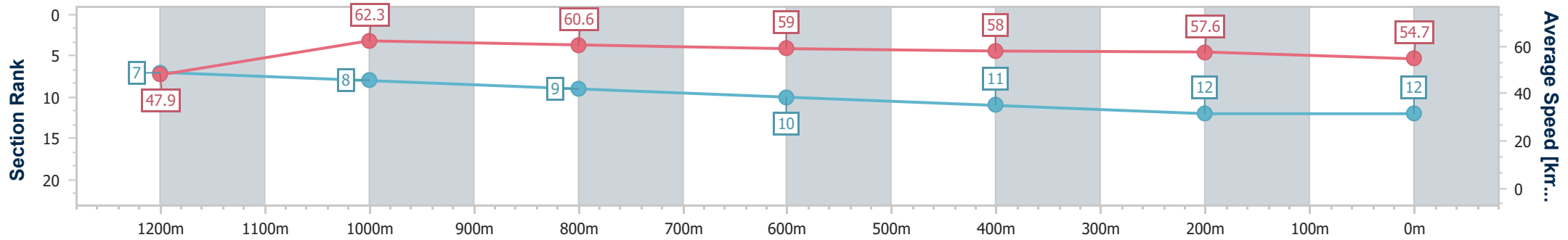
Race 7: TAB Maiden Handicap - 1350m

24 April 2024 - 15:28



Track Rating: Heavy 9, Weather: Fine, Rail Position: +6m

Section	Overall	1200m	1000m	800m	600m	400m	200m
Section Times	1:25.05 [12] (0:11.29)	1:13.76 [7] (0:11.55)	1:02.21 [8] (0:11.89)	0:50.32 [9] (0:12.20)	0:38.12 [10] (0:12.46)	0:25.66 [11] (0:12.50)	0:13.16 [12] (0:13.16)
Average Speed [km/h]	47.9	62.3	60.6	59.0	58.0	57.6	54.7
Top Speed [km/h]	61.0	63.5	62.6	60.1	59.7	59.1	57.4
Avg. Dist. to Rail [m]	1.6	0.7	0.6	0.4	0.8	0.5	2.5
Avg. Stride Freq. [Hz]	2.3	2.4	2.3	2.3	2.4	2.4	2.3
Avg. Stride Length [m]	5.6	7.1	7.2	7.0	6.8	6.8	6.6



- [] Ranking at each section and finish
- .-.- No data available at this section
- NA No data available



Horse/Jockey Name	Shoot The Diva
Final Rank	13
Fastest Section Time (Section)	0:11.51 (1200m)
Top Speed [km/h] (Section)	63.9 (1200m)
Race State	Finished



Ipswich QLD Professional

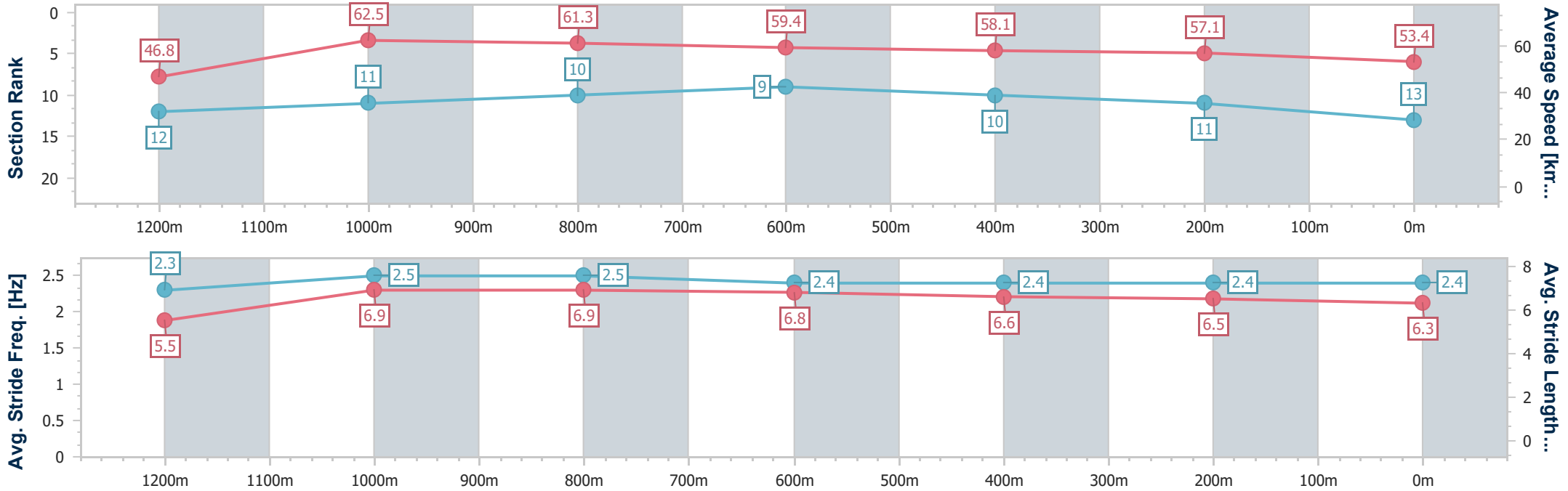
Race 7: TAB Maiden Handicap - 1350m

24 April 2024 - 15:28



Track Rating: Heavy 9, Weather: Fine, Rail Position: +6m

Section	Overall	1200m	1000m	800m	600m	400m	200m
Section Times	1:25.24 [13] (0:11.59)	1:13.65 [12] (0:11.51)	1:02.14 [11] (0:11.74)	0:50.40 [10] (0:12.06)	0:38.34 [9] (0:12.33)	0:26.01 [10] (0:12.54)	0:13.47 [11] (0:13.47)
Average Speed [km/h]	46.8	62.5	61.3	59.4	58.1	57.1	53.4
Top Speed [km/h]	61.2	63.9	62.9	59.9	58.9	58.4	56.4
Avg. Dist. to Rail [m]	2.3	0.6	0.4	1.2	1.6	1.6	1.1
Avg. Stride Freq. [Hz]	2.3	2.5	2.5	2.4	2.4	2.4	2.4
Avg. Stride Length [m]	5.5	6.9	6.9	6.8	6.6	6.5	6.3



- [] Ranking at each section and finish
- .-.- No data available at this section
- NA No data available



Horse/Jockey Name	Inspirational Diva
Final Rank	14
Fastest Section Time (Section)	0:11.25 (Overall)
Top Speed [km/h] (Section)	65.2 (1200m)
Race State	Finished



Ipswich QLD Professional

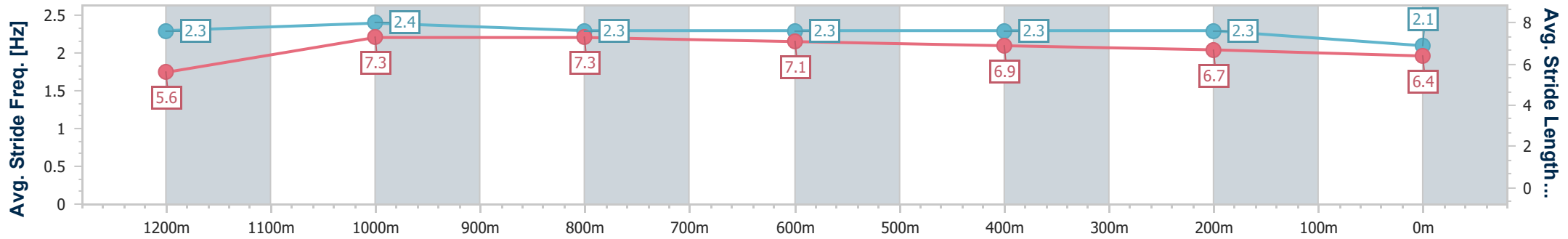
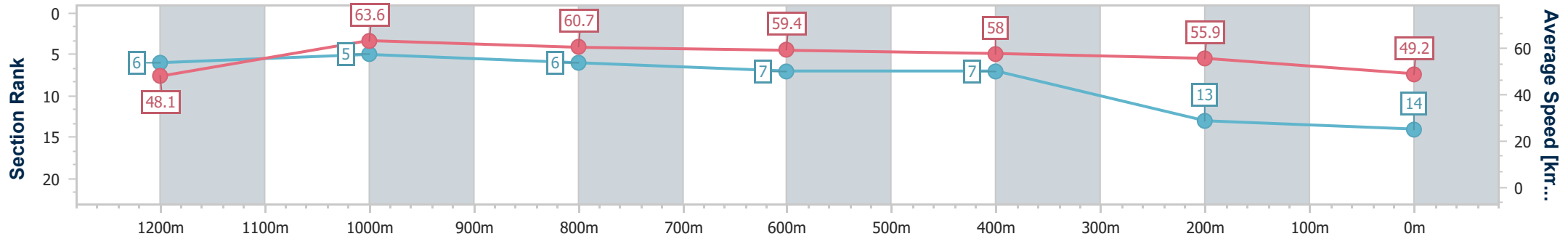
Race 7: TAB Maiden Handicap - 1350m

24 April 2024 - 15:28



Track Rating: Heavy 9, Weather: Fine, Rail Position: +6m

Section	Overall	1200m	1000m	800m	600m	400m	200m
Section Times	1:26.67 [14] (0:11.25)	1:15.42 [6] (0:11.35)	1:04.07 [5] (0:11.90)	0:52.17 [6] (0:12.15)	0:40.02 [7] (0:12.45)	0:27.57 [7] (0:12.90)	0:14.67 [13] (0:14.67)
Average Speed [km/h]	48.1	63.6	60.7	59.4	58.0	55.9	49.2
Top Speed [km/h]	62.4	65.2	62.6	60.2	59.3	57.3	54.6
Avg. Dist. to Rail [m]	8.6	2.4	1.3	0.7	0.7	1.3	2.9
Avg. Stride Freq. [Hz]	2.3	2.4	2.3	2.3	2.3	2.3	2.1
Avg. Stride Length [m]	5.6	7.3	7.3	7.1	6.9	6.7	6.4



- [] Ranking at each section and finish
- .-.- No data available at this section
- NA No data available