



Mackay QLD Professional
Race 4: CHERYL GREEN SPRAY TANNING MACKAY CLASSIC QTIS Two-
Year-Old Handicap - 1200m
26 April 2024 - 14:35



MACKAY TURF CLUB
Ooralea Racecourse

Track Rating: Good 4, Weather: Fine, Rail Position: True

Section		Overall	1000m	800m	600m	400m	200m	Last 600m						
Field Times		1:11.76 (0:13.38)	0:58.38 (0:11.24)	0:47.14 (0:11.33)	0:35.81 (0:11.50)	0:24.31 (0:11.53)	0:12.78 (0:12.78)	0:35.81						
Rank	TAB Horse/Jockey	Barrier	Top Speed [km/h]	Fastest Section									Margin	Distance Travelled [m]
1	2 DANCE FOR ME RANDY Ashley Butler	3	65.0 1000m	0:11.24 1000m	1:11.76 [1] (0:13.38)	0:58.38 [1] (0:11.24)	0:47.14 [1] (0:11.33)	0:35.81 [1] (0:11.50)	0:24.31 [1] (0:11.66)	0:12.65 [2] (0:12.65)	1:11.76	0:35.81		
2	1 HEAD HONCHO Ryan Wiggins	4	65.0 1000m	0:11.25 1000m	1:11.80 [2] (0:13.42)	0:58.38 [2] (0:11.25)	0:47.13 [2] (0:11.32)	0:35.81 [2] (0:11.57)	0:24.24 [2] (0:11.42)	0:12.82 [1] (0:12.82)	0.04L	0:35.81	+7	
3	3 ELECTRIC BRAE Scott Sheargold	5	66.1 800m	0:11.27 800m	1:11.84 [3] (0:13.67)	0:58.17 [4] (0:11.31)	0:46.86 [4] (0:11.27)	0:35.59 [4] (0:11.55)	0:24.04 [4] (0:11.64)	0:12.40 [3] (0:12.40)	0.04L	0:35.59	+8	
4	7 MISHANI I AM Adrian Layt	1	65.0 800m	0:11.24 800m	1:12.01 [4] (0:13.59)	0:58.42 [3] (0:11.30)	0:47.12 [3] (0:11.24)	0:35.88 [3] (0:11.63)	0:24.25 [3] (0:11.72)	0:12.53 [4] (0:12.53)	0.17L	0:35.88	+0	
5	8 MISHANI WOLF Nathan Thomas	2	64.6 800m	0:11.34 800m	1:12.88 [5] (0:13.81)	0:59.07 [6] (0:11.49)	0:47.58 [7] (0:11.34)	0:36.24 [7] (0:11.76)	0:24.48 [7] (0:11.79)	0:12.69 [5] (0:12.69)	0.87L	0:36.24	+2	
6	5 MISHANI AMORE Chelsea Jokic	7	65.1 1000m	0:11.35 1000m	1:13.16 [6] (0:13.75)	0:59.41 [5] (0:11.35)	0:48.06 [5] (0:11.36)	0:36.70 [5] (0:11.79)	0:24.91 [5] (0:12.12)	0:12.79 [6] (0:12.79)	0.28L	0:36.70	+9	
7	6 MISHANI BURN Chris Whiteley	6	65.4 800m	0:11.22 1000m	1:13.34 [7] (0:13.95)	0:59.39 [7] (0:11.22)	0:48.17 [6] (0:11.36)	0:36.81 [6] (0:11.85)	0:24.96 [6] (0:12.05)	0:12.91 [7] (0:12.91)	0.18L	0:36.81	+7	

Scratched: Cluck (#4)

[] Ranking at each section and finish
 -:-:- No data available at this section
 NA No data available

SCN Saddle cloth number
 DNF Did not finish
 DNT Did not track



Horse/Jockey Name	Dance For Me Randy
Final Rank	1
Fastest Section Time (Section)	0:11.24 (1000m)
Top Speed [km/h] (Section)	65.0 (1000m)
Race State	Finished



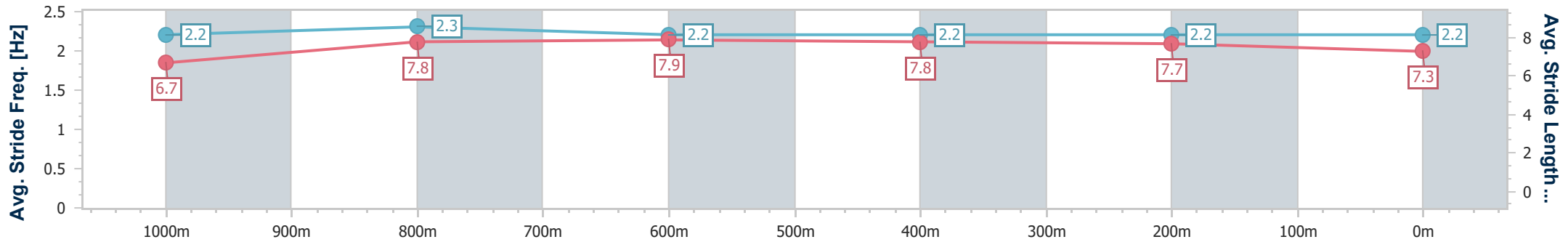
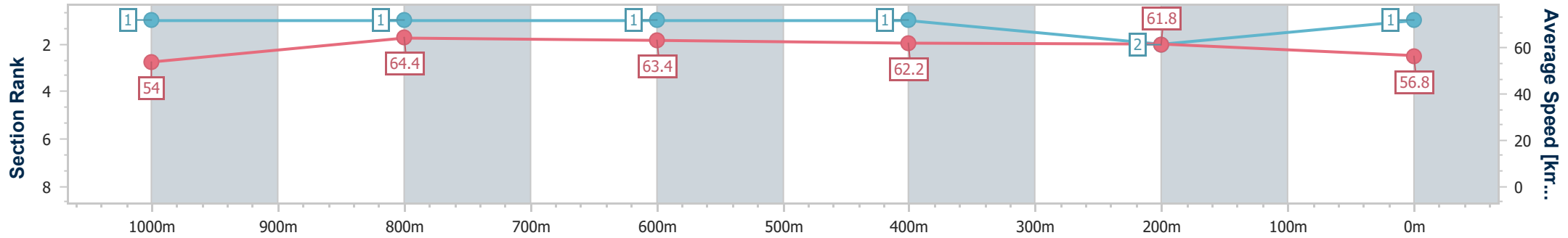
Mackay QLD Professional
 Race 4: CHERYL GREEN SPRAY TANNING MACKAY CLASSIC
 QTIS Two-Year-Old Handicap - 1200m



26 April 2024 - 14:35

Track Rating: Good 4, Weather: Fine, Rail Position: True

Section	Overall	1000m	800m	600m	400m	200m
Section Times	1:11.76 [1] (0:13.38)	0:58.38 [1] (0:11.24)	0:47.14 [1] (0:11.33)	0:35.81 [1] (0:11.50)	0:24.31 [1] (0:11.66)	0:12.65 [2] (0:12.65)
Average Speed [km/h]	54.0	64.4	63.4	62.2	61.8	56.8
Top Speed [km/h]	63.6	65.0	64.6	63.9	62.4	60.6
Avg. Dist. to Rail [m]	2.7	1.3	0.8	0.9	0.7	5.0
Avg. Stride Freq. [Hz]	2.2	2.3	2.2	2.2	2.2	2.2
Avg. Stride Length [m]	6.7	7.8	7.9	7.8	7.7	7.3



- [] Ranking at each section and finish
- .-.- No data available at this section
- NA No data available



Horse/Jockey Name	Head Honcho
Final Rank	2
Fastest Section Time (Section)	0:11.25 (1000m)
Top Speed [km/h] (Section)	65.0 (1000m)
Race State	Finished



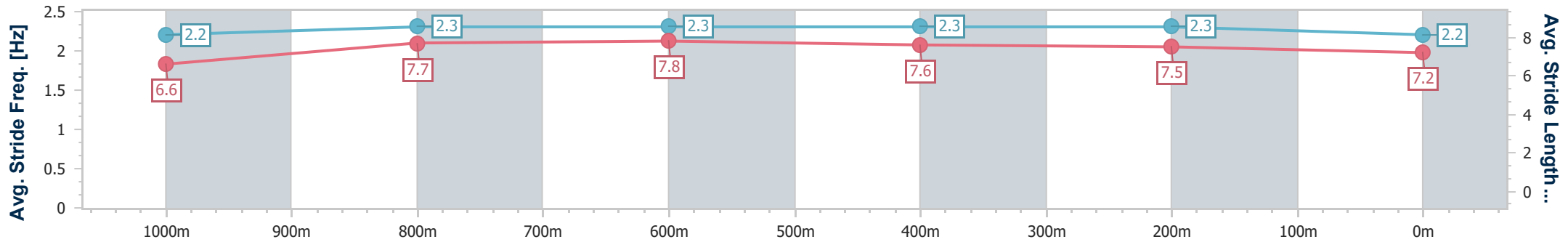
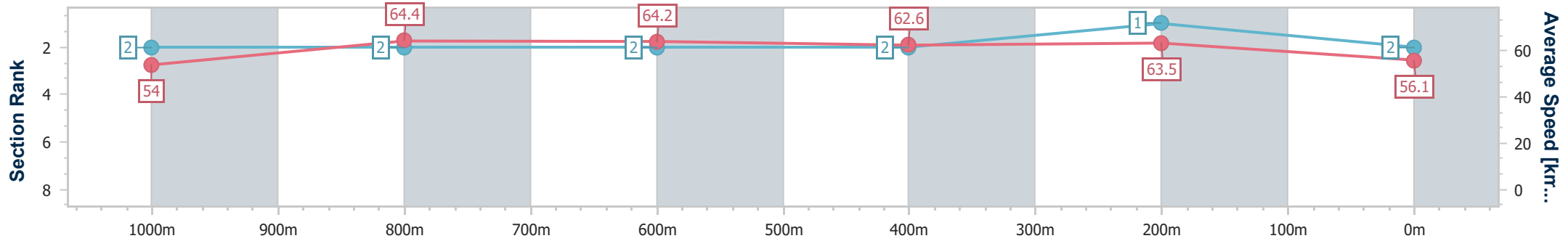
Mackay QLD Professional
 Race 4: CHERYL GREEN SPRAY TANNING MACKAY CLASSIC
 QTIS Two-Year-Old Handicap - 1200m



26 April 2024 - 14:35

Track Rating: Good 4, Weather: Fine, Rail Position: True

Section	Overall	1000m	800m	600m	400m	200m
Section Times	1:11.80 [2] (0:13.42)	0:58.38 [2] (0:11.25)	0:47.13 [2] (0:11.32)	0:35.81 [2] (0:11.57)	0:24.24 [2] (0:11.42)	0:12.82 [1] (0:12.82)
Average Speed [km/h]	54.0	64.4	64.2	62.6	63.5	56.1
Top Speed [km/h]	64.3	65.0	64.9	63.9	64.8	61.5
Avg. Dist. to Rail [m]	4.5	2.5	2.5	1.1	2.5	4.3
Avg. Stride Freq. [Hz]	2.2	2.3	2.3	2.3	2.3	2.2
Avg. Stride Length [m]	6.6	7.7	7.8	7.6	7.5	7.2



- [] Ranking at each section and finish
- .-.- No data available at this section
- NA No data available



Horse/Jockey Name	Electric Brae
Final Rank	3
Fastest Section Time (Section)	0:11.27 (800m)
Top Speed [km/h] (Section)	66.1 (800m)
Race State	Finished



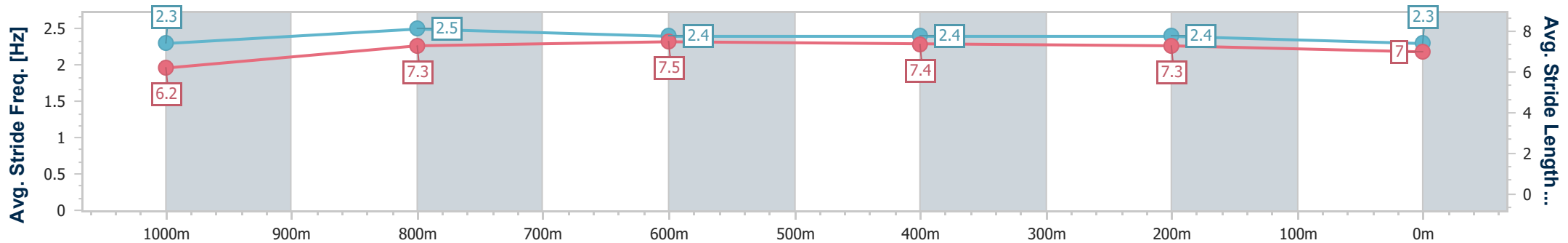
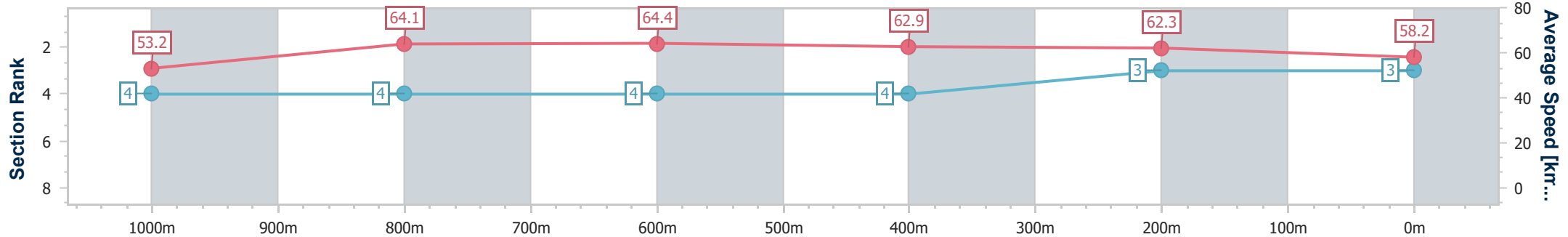
Mackay QLD Professional
Race 4: CHERYL GREEN SPRAY TANNING MACKAY CLASSIC
QTIS Two-Year-Old Handicap - 1200m



26 April 2024 - 14:35

Track Rating: Good 4, Weather: Fine, Rail Position: True

Section	Overall	1000m	800m	600m	400m	200m
Section Times	1:11.84 [3] (0:13.67)	0:58.17 [4] (0:11.31)	0:46.86 [4] (0:11.27)	0:35.59 [4] (0:11.55)	0:24.04 [4] (0:11.64)	0:12.40 [3] (0:12.40)
Average Speed [km/h]	53.2	64.1	64.4	62.9	62.3	58.2
Top Speed [km/h]	63.7	65.7	66.1	63.9	63.2	62.1
Avg. Dist. to Rail [m]	6.7	2.9	1.8	1.5	3.8	6.8
Avg. Stride Freq. [Hz]	2.3	2.5	2.4	2.4	2.4	2.3
Avg. Stride Length [m]	6.2	7.3	7.5	7.4	7.3	7.0



- [] Ranking at each section and finish
- .-.- No data available at this section
- NA No data available



Horse/Jockey Name	Mishani I Am
Final Rank	4
Fastest Section Time (Section)	0:11.24 (800m)
Top Speed [km/h] (Section)	65.0 (800m)
Race State	Finished



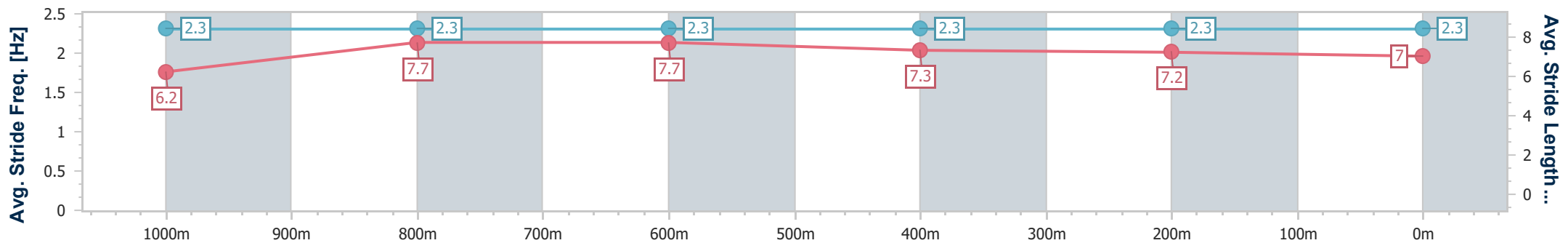
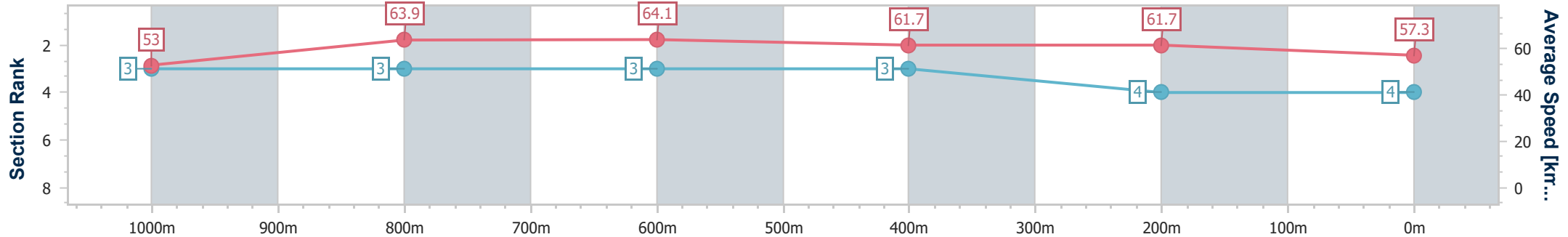
Mackay QLD Professional
 Race 4: CHERYL GREEN SPRAY TANNING MACKAY CLASSIC
 QTIS Two-Year-Old Handicap - 1200m



26 April 2024 - 14:35

Track Rating: Good 4, Weather: Fine, Rail Position: True

Section	Overall	1000m	800m	600m	400m	200m
Section Times	1:12.01 [4] (0:13.59)	0:58.42 [3] (0:11.30)	0:47.12 [3] (0:11.24)	0:35.88 [3] (0:11.63)	0:24.25 [3] (0:11.72)	0:12.53 [4] (0:12.53)
Average Speed [km/h]	53.0	63.9	64.1	61.7	61.7	57.3
Top Speed [km/h]	64.8	65.0	65.0	63.6	63.6	60.5
Avg. Dist. to Rail [m]	1.9	0.8	0.5	0.5	1.8	3.1
Avg. Stride Freq. [Hz]	2.3	2.3	2.3	2.3	2.3	2.3
Avg. Stride Length [m]	6.2	7.7	7.7	7.3	7.2	7.0



- [] Ranking at each section and finish
- .-.- No data available at this section
- NA No data available



Horse/Jockey Name	Mishani Wolf
Final Rank	5
Fastest Section Time (Section)	0:11.34 (800m)
Top Speed [km/h] (Section)	64.6 (800m)
Race State	Finished



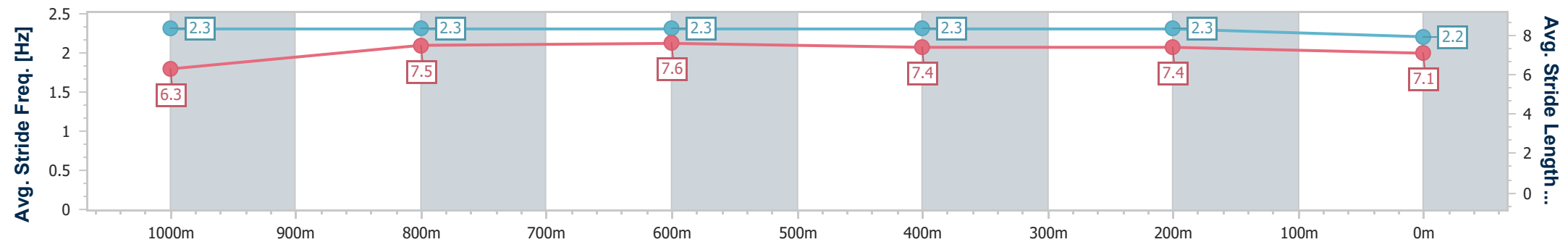
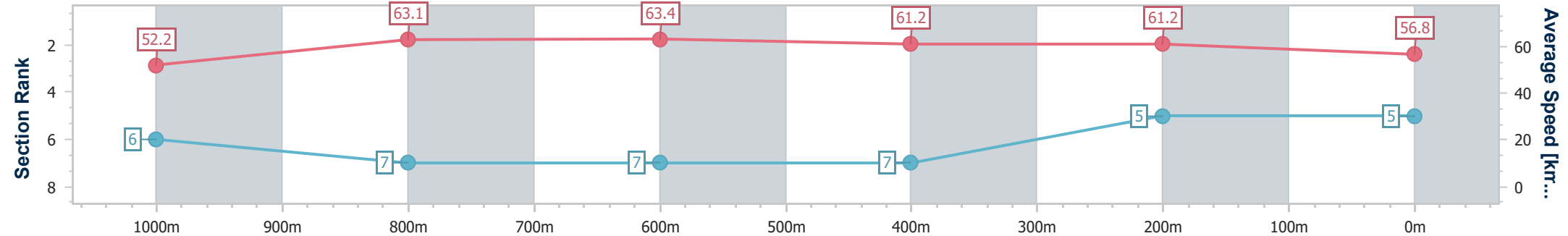
Mackay QLD Professional
 Race 4: CHERYL GREEN SPRAY TANNING MACKAY CLASSIC
 QTIS Two-Year-Old Handicap - 1200m



26 April 2024 - 14:35

Track Rating: Good 4, Weather: Fine, Rail Position: True

Section	Overall	1000m	800m	600m	400m	200m
Section Times	1:12.88 [5] (0:13.81)	0:59.07 [6] (0:11.49)	0:47.58 [7] (0:11.34)	0:36.24 [7] (0:11.76)	0:24.48 [7] (0:11.79)	0:12.69 [5] (0:12.69)
Average Speed [km/h]	52.2	63.1	63.4	61.2	61.2	56.8
Top Speed [km/h]	64.3	64.1	64.6	62.0	62.3	59.7
Avg. Dist. to Rail [m]	3.6	1.4	0.9	0.5	1.3	1.4
Avg. Stride Freq. [Hz]	2.3	2.3	2.3	2.3	2.3	2.2
Avg. Stride Length [m]	6.3	7.5	7.6	7.4	7.4	7.1



- [] Ranking at each section and finish
- .-.- No data available at this section
- NA No data available



Horse/Jockey Name	Mishani Amore
Final Rank	6
Fastest Section Time (Section)	0:11.35 (1000m)
Top Speed [km/h] (Section)	65.1 (1000m)
Race State	Finished



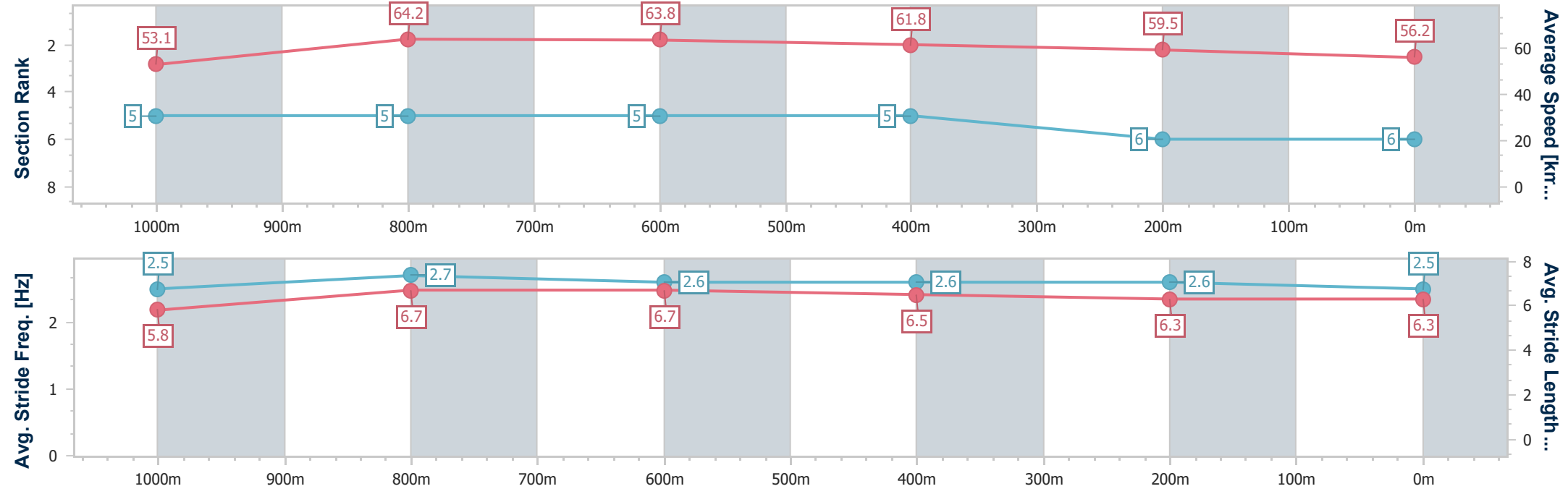
Mackay QLD Professional
 Race 4: CHERYL GREEN SPRAY TANNING MACKAY CLASSIC
 QTIS Two-Year-Old Handicap - 1200m



26 April 2024 - 14:35

Track Rating: Good 4, Weather: Fine, Rail Position: True

Section	Overall	1000m	800m	600m	400m	200m
Section Times	1:13.16 [6] (0:13.75)	0:59.41 [5] (0:11.35)	0:48.06 [5] (0:11.36)	0:36.70 [5] (0:11.79)	0:24.91 [5] (0:12.12)	0:12.79 [6] (0:12.79)
Average Speed [km/h]	53.1	64.2	63.8	61.8	59.5	56.2
Top Speed [km/h]	64.8	65.1	64.5	63.1	60.3	59.1
Avg. Dist. to Rail [m]	9.6	4.3	2.3	1.3	3.2	4.7
Avg. Stride Freq. [Hz]	2.5	2.7	2.6	2.6	2.6	2.5
Avg. Stride Length [m]	5.8	6.7	6.7	6.5	6.3	6.3



- [] Ranking at each section and finish
- .-.- No data available at this section
- NA No data available



Horse/Jockey Name	Mishani Burn
Final Rank	7
Fastest Section Time (Section)	0:11.22 (1000m)
Top Speed [km/h] (Section)	65.4 (800m)
Race State	Finished



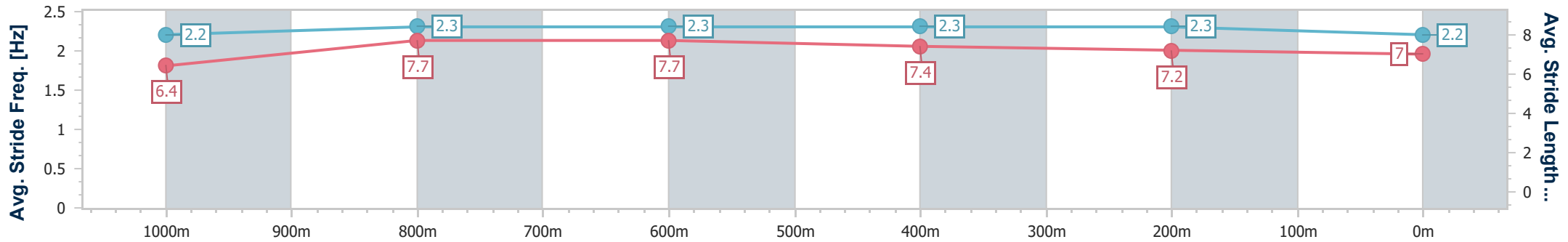
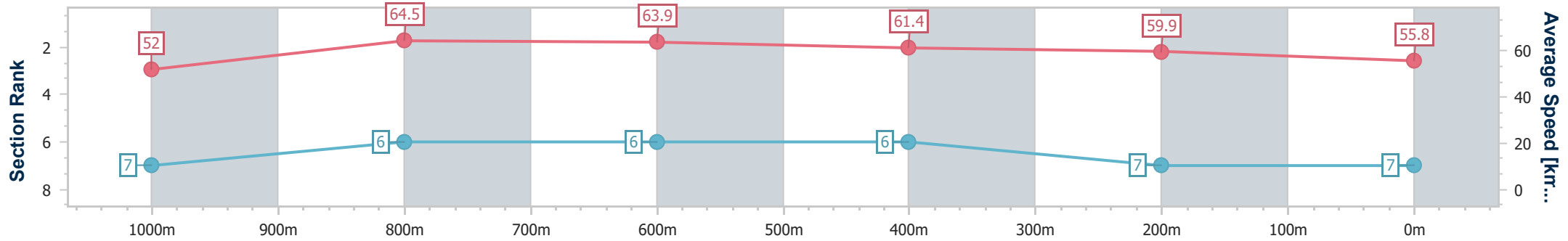
Mackay QLD Professional
 Race 4: CHERYL GREEN SPRAY TANNING MACKAY CLASSIC
 QTIS Two-Year-Old Handicap - 1200m



26 April 2024 - 14:35

Track Rating: Good 4, Weather: Fine, Rail Position: True

Section	Overall	1000m	800m	600m	400m	200m
Section Times	1:13.34 [7] (0:13.95)	0:59.39 [7] (0:11.22)	0:48.17 [6] (0:11.36)	0:36.81 [6] (0:11.85)	0:24.96 [6] (0:12.05)	0:12.91 [7] (0:12.91)
Average Speed [km/h]	52.0	64.5	63.9	61.4	59.9	55.8
Top Speed [km/h]	64.9	65.3	65.4	62.9	60.9	62.3
Avg. Dist. to Rail [m]	7.1	2.8	2.1	1.5	2.3	2.7
Avg. Stride Freq. [Hz]	2.2	2.3	2.3	2.3	2.3	2.2
Avg. Stride Length [m]	6.4	7.7	7.7	7.4	7.2	7.0



- [] Ranking at each section and finish
- .-.- No data available at this section
- NA No data available