



Aquis Park Gold Coast Poly QLD Professional

Race 4: TAB BETS FRIENDS GCTC BENCHMARK 62 Handicap - 1900m



27 April 2024 - 13:39

Track Rating: Synthetic , Weather: Fine, Rail Position: True

Section		Overall	1800m	1600m	1400m	1200m	1000m	800m	Last 600m				
Field Times		1:55.40 (0:07.94)	1:47.46 (0:11.08)	1:36.38 (0:11.67)	1:24.71 (0:12.40)	1:12.31 (0:12.37)	0:59.94 (0:12.42)	0:47.52 (0:11.98)	0:35.54				
Rank	TAB Horse/Jockey	Barrier	Top Speed [km/h]	Fastest Section									Distance Travelled [m]
1	1 PAGATO Lilli Barr	7	66.4 1800m	0:07.95 Overall	1:55.40 [1] (0:07.95)	1:47.45 [2] (0:11.08)	1:36.37 [2] (0:11.82)	1:24.55 [2] (0:12.48)	1:12.07 [3] (0:12.39)	0:59.68 [3] (0:12.42)	0:47.26 [3] (0:12.03)	0:35.23	
2	3 ZOOMURUDI Noel Callow	5	63.3 600m	0:08.54 Overall	1:55.50 [2] (0:08.54)	1:46.96 [8] (0:11.76)	1:35.20 [9] (0:11.71)	1:23.49 [9] (0:12.17)	1:11.32 [8] (0:12.24)	0:59.08 [8] (0:12.19)	0:46.89 [7] (0:12.02)	0:34.87	-4
3	2 SHADYVALE STORM Danny Peisley	10	66.6 1800m	0:07.94 Overall	1:55.71 [3] (0:07.94)	1:47.77 [1] (0:11.08)	1:36.69 [1] (0:11.67)	1:25.02 [1] (0:12.40)	1:12.62 [1] (0:12.37)	1:00.25 [1] (0:12.42)	0:47.83 [2] (0:12.02)	0:35.81	-2
4	6 TROPIC SANDS Jai Williams	12	67.3 1800m	0:08.19 Overall	1:55.85 [4] (0:08.19)	1:47.66 [5] (0:10.99)	1:36.67 [3] (0:11.70)	1:24.97 [3] (0:12.34)	1:12.63 [2] (0:12.43)	1:00.20 [2] (0:12.23)	0:47.97 [1] (0:11.98)	0:35.99	+1
5	12 ZOUY'S COMET Sean Cormack	2	63.7 1800m	0:08.43 Overall	1:56.44 [5] (0:08.43)	1:48.01 [7] (0:11.43)	1:36.58 [7] (0:11.71)	1:24.87 [6] (0:12.37)	1:12.50 [6] (0:12.22)	1:00.28 [6] (0:12.25)	0:48.03 [6] (0:11.97)	0:36.06	+1
6	7 VOLDEMORT Emily Lang	3	66.0 1800m	0:08.18 Overall	1:56.56 [6] (0:08.18)	1:48.38 [4] (0:11.14)	1:37.24 [4] (0:11.78)	1:25.46 [4] (0:12.43)	1:13.03 [4] (0:12.37)	1:00.66 [4] (0:12.28)	0:48.38 [4] (0:11.98)	0:36.40	+2
7	13 FUSAICHI FAMILY Jason Taylor	6	64.0 1800m	0:08.34 Overall	1:56.74 [7] (0:08.34)	1:48.40 [6] (0:11.49)	1:36.91 [6] (0:11.76)	1:25.15 [7] (0:12.42)	1:12.73 [7] (0:12.33)	1:00.40 [7] (0:12.31)	0:48.09 [8] (0:12.10)	0:35.99	+10
8	11 FAT FINGERS Rikki Jamieson	4	64.1 1800m	0:08.11 Overall	1:56.75 [8] (0:08.11)	1:48.64 [3] (0:11.45)	1:37.19 [5] (0:11.77)	1:25.42 [5] (0:12.38)	1:13.04 [5] (0:12.37)	1:00.67 [5] (0:12.29)	0:48.38 [5] (0:12.21)	0:36.17	+9
9	9 GIDDY GAN'S JOY Michael Cahill	9	64.0 1800m	0:08.54 Overall	1:56.78 [9] (0:08.54)	1:48.24 [9] (0:11.64)	1:36.60 [8] (0:11.78)	1:24.82 [8] (0:12.30)	1:12.52 [9] (0:12.36)	1:00.16 [9] (0:12.33)	0:47.83 [9] (0:12.03)	0:35.80	+13

Scratched: Del Campo (#8), Kneze (#4), Tiritiri (#5), The Khan (#10)



Aquis Park Gold Coast Poly QLD Professional

Race 4: TAB BETS FRIENDS GCTC BENCHMARK 62 Handicap - 1900m

27 April 2024 - 13:39



Track Rating: Synthetic , Weather: Fine, Rail Position: True

Section					600m	400m	200m				Last 600m
Field Times					0:35.54 (0:11.65)	0:23.89 (0:11.92)	0:11.97 (0:11.97)				0:35.54
Rank	TAB	Horse/Jockey	Barrier	Top Speed [km/h]	Fastest Section	Margin			Distance Travelled [m]		
1	1	PAGATO Lilli Barr	7	66.4 1800m	0:07.95 Overall	0:35.23 [4] (0:11.61)	0:23.62 [3] (0:11.75)	0:11.87 [2] (0:11.87)	1:55.40		0:35.23
2	3	ZOOMURUDI Noel Callow	5	63.3 600m	0:08.54 Overall	0:34.87 [7] (0:11.53)	0:23.34 [5] (0:11.72)	0:11.62 [4] (0:11.62)	0.5L		0:34.87 -4
3	2	SHADYVALE STORM Danny Peisley	10	66.6 1800m	0:07.94 Overall	0:35.81 [2] (0:11.61)	0:24.20 [1] (0:11.92)	0:12.28 [1] (0:12.28)	1.5L		0:35.81 -2
4	6	TROPIC SANDS Jai Williams	12	67.3 1800m	0:08.19 Overall	0:35.99 [1] (0:11.74)	0:24.25 [2] (0:11.95)	0:12.30 [3] (0:12.30)	2.3L		0:35.99 +1
5	12	ZOUY'S COMET Sean Cormack	2	63.7 1800m	0:08.43 Overall	0:36.06 [5] (0:11.82)	0:24.24 [6] (0:11.91)	0:12.33 [6] (0:12.33)	5.6L		0:36.06 +1
6	7	VOLDEMORT Emily Lang	3	66.0 1800m	0:08.18 Overall	0:36.40 [3] (0:11.82)	0:24.58 [4] (0:12.09)	0:12.49 [5] (0:12.49)	6.1L		0:36.40 +2
7	13	FUSAICHI FAMILY Jason Taylor	6	64.0 1800m	0:08.34 Overall	0:35.99 [8] (0:11.94)	0:24.05 [8] (0:11.95)	0:12.10 [8] (0:12.10)	7.1L		0:35.99 +10
8	11	FAT FINGERS Rikki Jamieson	4	64.1 1800m	0:08.11 Overall	0:36.17 [6] (0:12.03)	0:24.14 [7] (0:11.98)	0:12.16 [7] (0:12.16)	7.2L		0:36.17 +9
9	9	GIDDY GAN'S JOY Michael Cahill	9	64.0 1800m	0:08.54 Overall	0:35.80 [9] (0:11.92)	0:23.88 [9] (0:11.98)	0:11.90 [9] (0:11.90)	7.4L		0:35.80 +13

Scratched: Del Campo (#8), Kneze (#4), Tiritiri (#5), The Khan (#10)

[] Ranking at each section and finish
 -:-:- No data available at this section
 NA No data available

SCN Saddle cloth number
 DNF Did not finish
 DNT Did not track



Horse/Jockey Name	Pagato
Final Rank	1
Fastest Section Time (Section)	0:07.95 (Overall)
Top Speed [km/h] (Section)	66.4 (1800m)
Race State	Finished



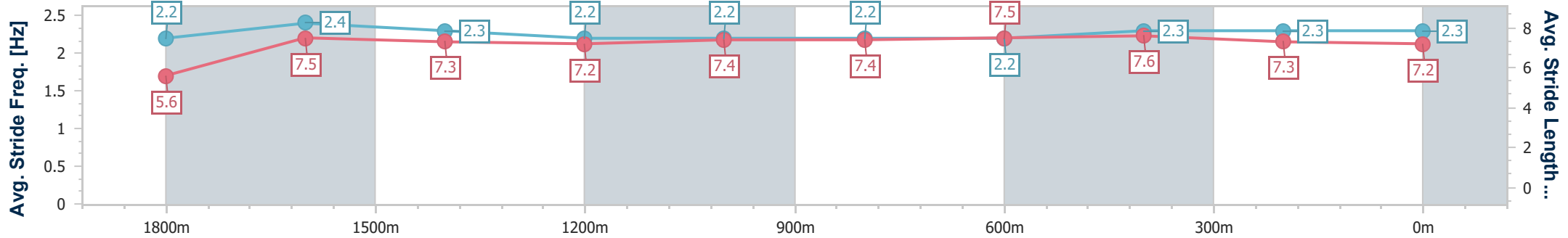
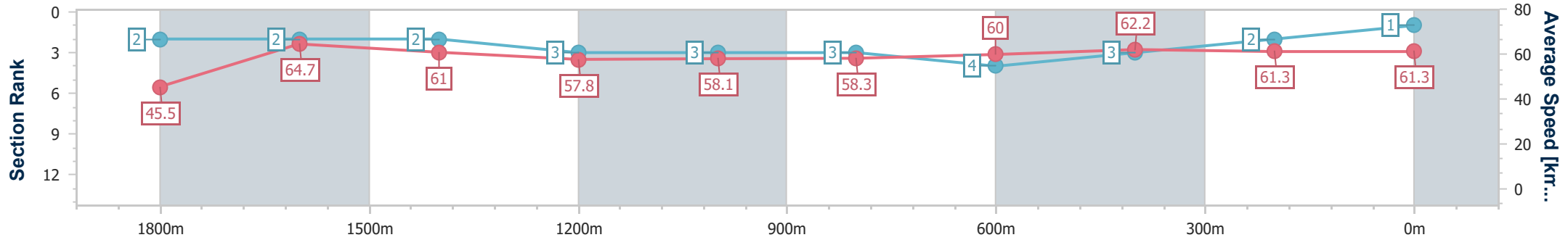
Aquis Park Gold Coast Poly QLD Professional
 Race 4: TAB BETS FRIENDS GCTC BENCHMARK 62 Handicap - 1900m



27 April 2024 - 13:39

Track Rating: Synthetic , Weather: Fine, Rail Position: True

Section	Overall	1800m	1600m	1400m	1200m	1000m	800m	600m	400m	200m
Section Times	1:55.40 [1] (0:07.95)	1:47.45 [2] (0:11.08)	1:36.37 [2] (0:11.82)	1:24.55 [2] (0:12.48)	1:12.07 [3] (0:12.39)	0:59.68 [3] (0:12.42)	0:47.26 [3] (0:12.03)	0:35.23 [4] (0:11.61)	0:23.62 [3] (0:11.75)	0:11.87 [2] (0:11.87)
Average Speed [km/h]	45.5	64.7	61.0	57.8	58.1	58.3	60.0	62.2	61.3	61.3
Top Speed [km/h]	62.5	66.4	63.1	59.4	58.7	59.0	62.0	63.9	62.7	61.9
Avg. Dist. to Rail [m]	4.1	0.6	0.5	0.7	1.2	1.0	0.9	0.5	0.8	0.6
Avg. Stride Freq. [Hz]	2.2	2.4	2.3	2.2	2.2	2.2	2.2	2.3	2.3	2.3
Avg. Stride Length [m]	5.6	7.5	7.3	7.2	7.4	7.4	7.5	7.6	7.3	7.2



- [] Ranking at each section and finish
- .-.- No data available at this section
- NA No data available



Horse/Jockey Name	Zoomurudi
Final Rank	2
Fastest Section Time (Section)	0:08.54 (Overall)
Top Speed [km/h] (Section)	63.3 (600m)
Race State	Finished



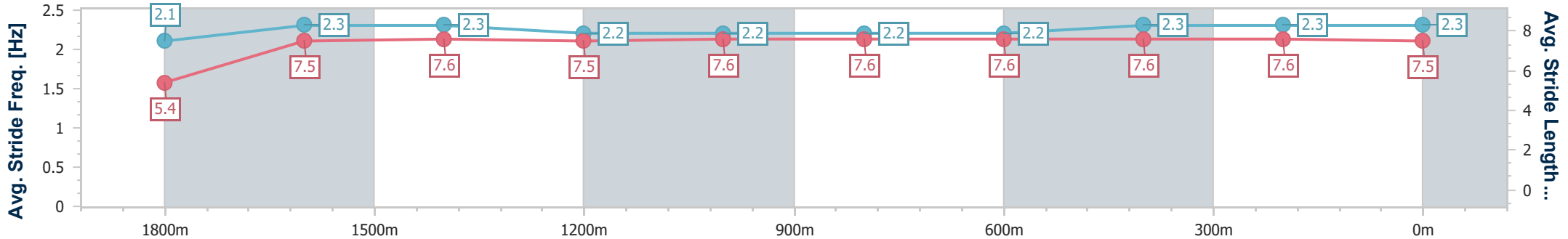
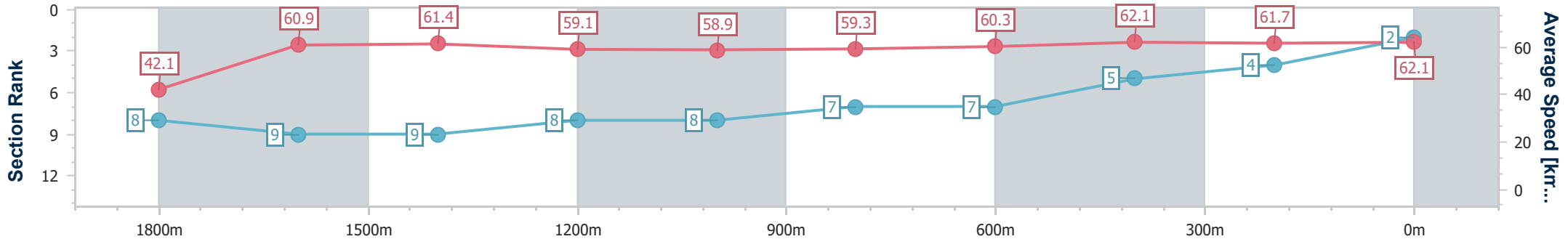
Aquis Park Gold Coast Poly QLD Professional
Race 4: TAB BETS FRIENDS GCTC BENCHMARK 62 Handicap - 1900m



27 April 2024 - 13:39

Track Rating: Synthetic , Weather: Fine, Rail Position: True

Section	Overall	1800m	1600m	1400m	1200m	1000m	800m	600m	400m	200m
Section Times	1:55.50 [2] (0:08.54)	1:46.96 [8] (0:11.76)	1:35.20 [9] (0:11.71)	1:23.49 [9] (0:12.17)	1:11.32 [8] (0:12.24)	0:59.08 [8] (0:12.19)	0:46.89 [7] (0:12.02)	0:34.87 [7] (0:11.53)	0:23.34 [5] (0:11.72)	0:11.62 [4] (0:11.62)
Average Speed [km/h]	42.1	60.9	61.4	59.1	58.9	59.3	60.3	62.1	61.7	62.1
Top Speed [km/h]	57.8	62.3	62.0	61.3	59.8	59.7	62.3	63.3	62.6	63.2
Avg. Dist. to Rail [m]	1.7	0.6	0.5	0.7	1.4	1.2	0.6	0.4	2.4	5.9
Avg. Stride Freq. [Hz]	2.1	2.3	2.3	2.2	2.2	2.2	2.2	2.3	2.3	2.3
Avg. Stride Length [m]	5.4	7.5	7.6	7.5	7.6	7.6	7.6	7.6	7.6	7.5



- [] Ranking at each section and finish
- .-.- No data available at this section
- NA No data available



Horse/Jockey Name	Shadyvale Storm
Final Rank	3
Fastest Section Time (Section)	0:07.94 (Overall)
Top Speed [km/h] (Section)	66.6 (1800m)
Race State	Finished



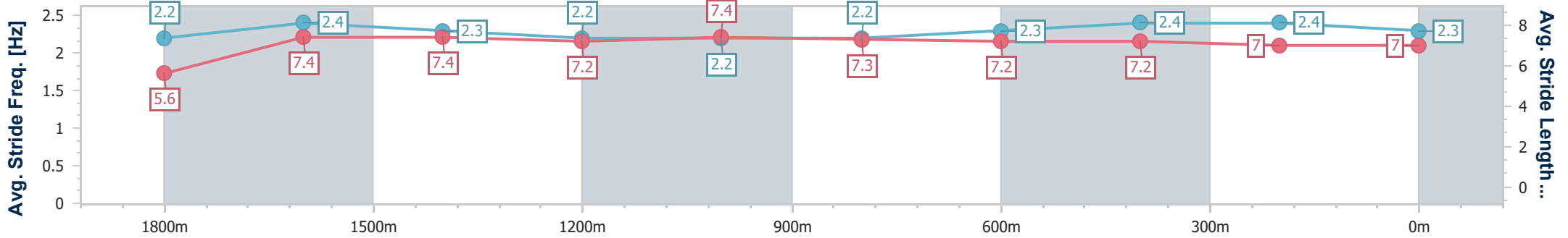
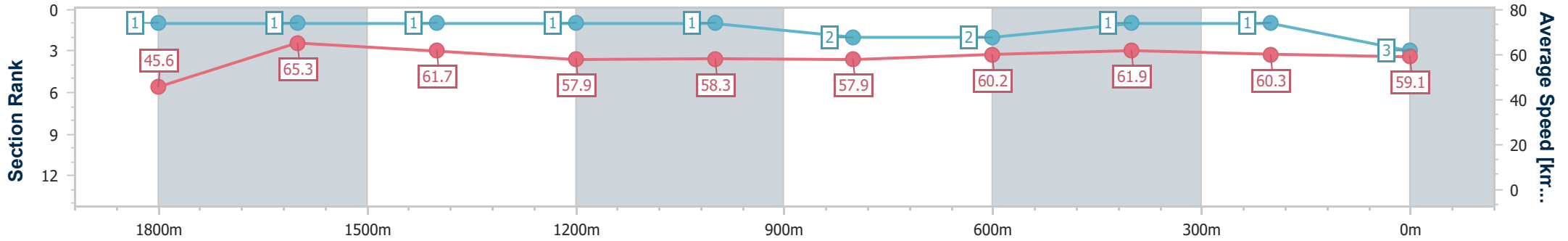
Aquis Park Gold Coast Poly QLD Professional
 Race 4: TAB BETS FRIENDS GCTC BENCHMARK 62 Handicap - 1900m



27 April 2024 - 13:39

Track Rating: Synthetic , Weather: Fine, Rail Position: True

Section	Overall	1800m	1600m	1400m	1200m	1000m	800m	600m	400m	200m
Section Times	1:55.71 [3] (0:07.94)	1:47.77 [1] (0:11.08)	1:36.69 [1] (0:11.67)	1:25.02 [1] (0:12.40)	1:12.62 [1] (0:12.37)	1:00.25 [1] (0:12.42)	0:47.83 [2] (0:12.02)	0:35.81 [2] (0:11.61)	0:24.20 [1] (0:11.92)	0:12.28 [1] (0:12.28)
Average Speed [km/h]	45.6	65.3	61.7	57.9	58.3	57.9	60.2	61.9	60.3	59.1
Top Speed [km/h]	63.6	66.6	64.7	59.9	58.8	59.1	62.1	63.3	62.4	60.5
Avg. Dist. to Rail [m]	5.3	1.2	0.7	0.2	0.6	0.4	0.5	0.3	0.4	1.2
Avg. Stride Freq. [Hz]	2.2	2.4	2.3	2.2	2.2	2.2	2.3	2.4	2.4	2.3
Avg. Stride Length [m]	5.6	7.4	7.4	7.2	7.4	7.3	7.2	7.2	7.0	7.0



- [] Ranking at each section and finish
- .-.- No data available at this section
- NA No data available



Horse/Jockey Name	Tropic Sands
Final Rank	4
Fastest Section Time (Section)	0:08.19 (Overall)
Top Speed [km/h] (Section)	67.3 (1800m)
Race State	Finished



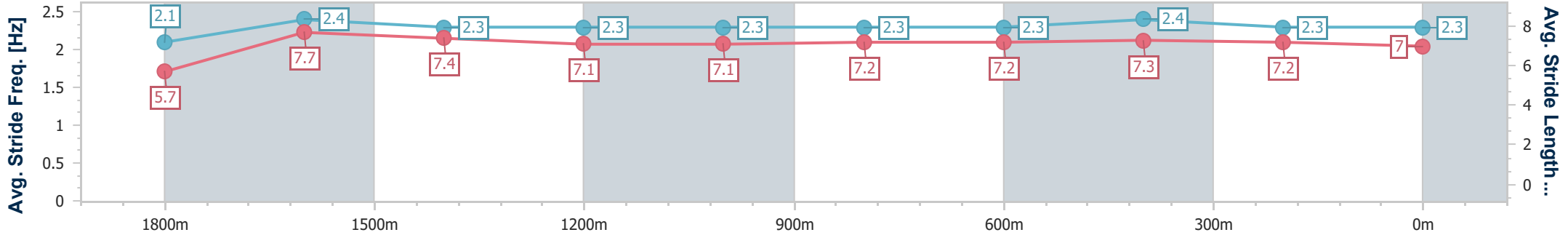
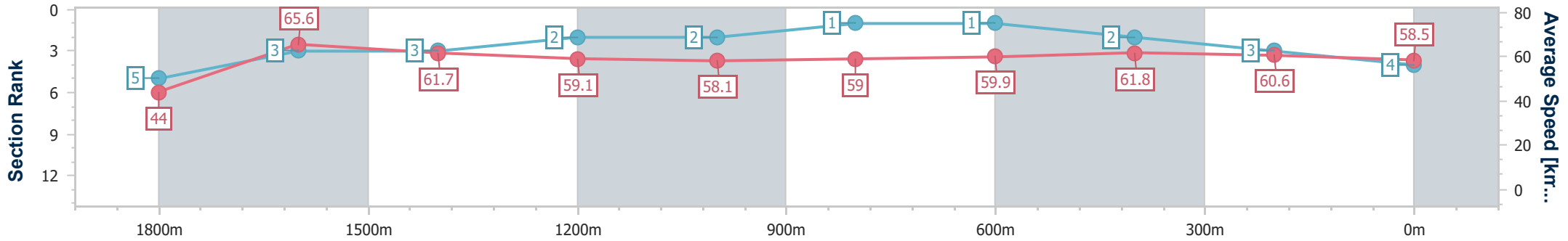
Aquis Park Gold Coast Poly QLD Professional
Race 4: TAB BETS FRIENDS GCTC BENCHMARK 62 Handicap - 1900m



27 April 2024 - 13:39

Track Rating: Synthetic , Weather: Fine, Rail Position: True

Section	Overall	1800m	1600m	1400m	1200m	1000m	800m	600m	400m	200m
Section Times	1:55.85 [4] (0:08.19)	1:47.66 [5] (0:10.99)	1:36.67 [3] (0:11.70)	1:24.97 [3] (0:12.34)	1:12.63 [2] (0:12.43)	1:00.20 [2] (0:12.23)	0:47.97 [1] (0:11.98)	0:35.99 [1] (0:11.74)	0:24.25 [2] (0:11.95)	0:12.30 [3] (0:12.30)
Average Speed [km/h]	44.0	65.6	61.7	59.1	58.1	59.0	59.9	61.8	60.6	58.5
Top Speed [km/h]	63.5	67.3	64.5	60.2	58.5	59.7	61.9	63.2	61.4	60.6
Avg. Dist. to Rail [m]	5.5	1.0	1.8	1.7	1.6	0.8	0.5	1.3	2.6	3.0
Avg. Stride Freq. [Hz]	2.1	2.4	2.3	2.3	2.3	2.3	2.3	2.4	2.3	2.3
Avg. Stride Length [m]	5.7	7.7	7.4	7.1	7.1	7.2	7.2	7.3	7.2	7.0



- [] Ranking at each section and finish
- .-.- No data available at this section
- NA No data available



Horse/Jockey Name	Zouy's Comet
Final Rank	5
Fastest Section Time (Section)	0:08.43 (Overall)
Top Speed [km/h] (Section)	63.7 (1800m)
Race State	Finished



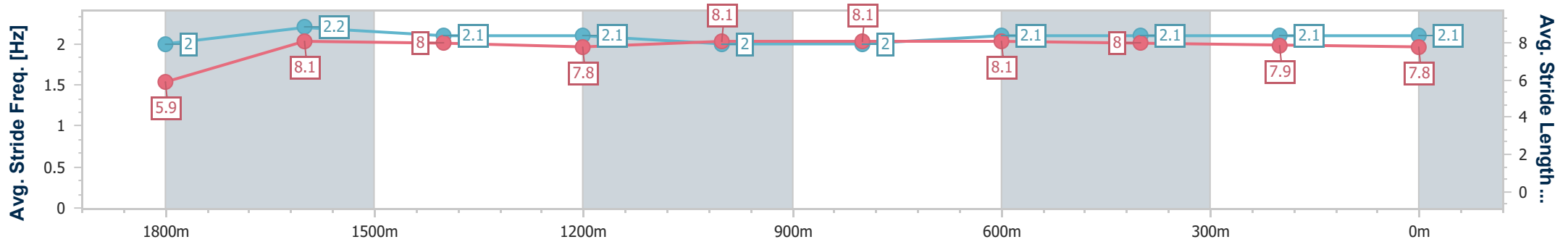
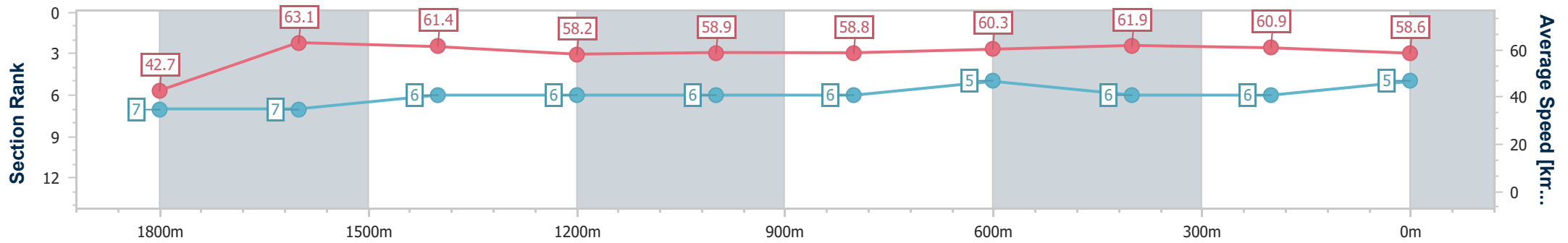
Aquis Park Gold Coast Poly QLD Professional
Race 4: TAB BETS FRIENDS GCTC BENCHMARK 62 Handicap - 1900m



27 April 2024 - 13:39

Track Rating: Synthetic , Weather: Fine, Rail Position: True

Section	Overall	1800m	1600m	1400m	1200m	1000m	800m	600m	400m	200m
Section Times	1:56.44 [5] (0:08.43)	1:48.01 [7] (0:11.43)	1:36.58 [7] (0:11.71)	1:24.87 [6] (0:12.37)	1:12.50 [6] (0:12.22)	1:00.28 [6] (0:12.25)	0:48.03 [6] (0:11.97)	0:36.06 [5] (0:11.82)	0:24.24 [6] (0:11.91)	0:12.33 [6] (0:12.33)
Average Speed [km/h]	42.7	63.1	61.4	58.2	58.9	58.8	60.3	61.9	60.9	58.6
Top Speed [km/h]	61.4	63.7	62.6	59.7	59.2	59.5	61.6	62.2	61.3	60.5
Avg. Dist. to Rail [m]	0.5	0.3	0.3	0.3	0.3	0.2	0.9	2.2	5.2	9.3
Avg. Stride Freq. [Hz]	2.0	2.2	2.1	2.1	2.0	2.0	2.1	2.1	2.1	2.1
Avg. Stride Length [m]	5.9	8.1	8.0	7.8	8.1	8.1	8.1	8.0	7.9	7.8



- [] Ranking at each section and finish
- .-.- No data available at this section
- NA No data available



Horse/Jockey Name	Voldemort
Final Rank	6
Fastest Section Time (Section)	0:08.18 (Overall)
Top Speed [km/h] (Section)	66.0 (1800m)
Race State	Finished



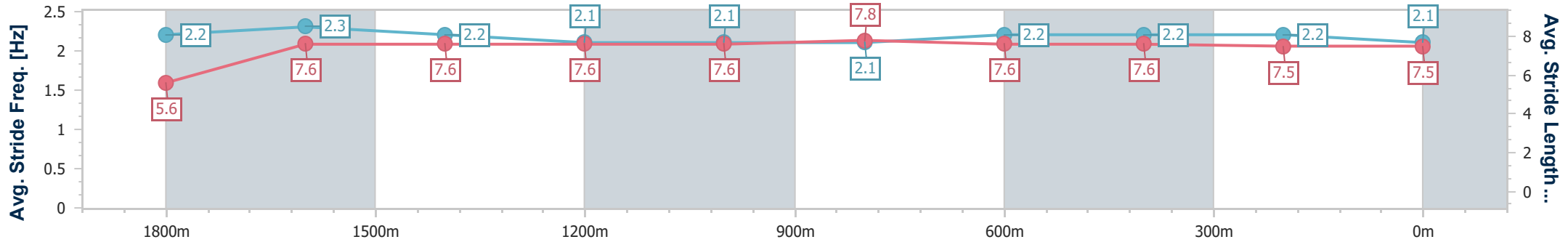
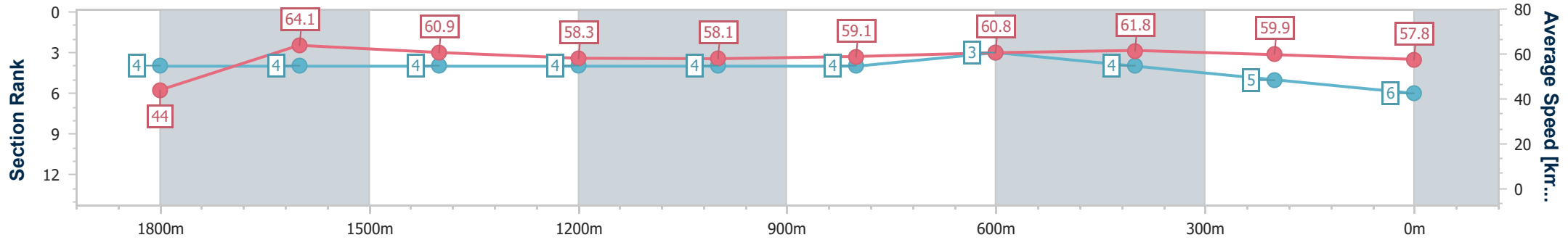
Aquis Park Gold Coast Poly QLD Professional
 Race 4: TAB BETS FRIENDS GCTC BENCHMARK 62 Handicap - 1900m



27 April 2024 - 13:39

Track Rating: Synthetic , Weather: Fine, Rail Position: True

Section	Overall	1800m	1600m	1400m	1200m	1000m	800m	600m	400m	200m
Section Times	1:56.56 [6] (0:08.18)	1:48.38 [4] (0:11.14)	1:37.24 [4] (0:11.78)	1:25.46 [4] (0:12.43)	1:13.03 [4] (0:12.37)	1:00.66 [4] (0:12.28)	0:48.38 [4] (0:11.98)	0:36.40 [3] (0:11.82)	0:24.58 [4] (0:12.09)	0:12.49 [5] (0:12.49)
Average Speed [km/h]	44.0	64.1	60.9	58.3	58.1	59.1	60.8	61.8	59.9	57.8
Top Speed [km/h]	64.3	66.0	62.9	59.3	58.9	59.7	62.6	62.7	60.3	59.8
Avg. Dist. to Rail [m]	1.2	1.3	0.5	0.9	1.5	1.6	2.5	2.6	3.3	5.2
Avg. Stride Freq. [Hz]	2.2	2.3	2.2	2.1	2.1	2.1	2.2	2.2	2.2	2.1
Avg. Stride Length [m]	5.6	7.6	7.6	7.6	7.6	7.8	7.6	7.6	7.5	7.5



- [] Ranking at each section and finish
- .-.- No data available at this section
- NA No data available



Horse/Jockey Name	Fusaichi Family
Final Rank	7
Fastest Section Time (Section)	0:08.34 (Overall)
Top Speed [km/h] (Section)	64.0 (1800m)
Race State	Finished



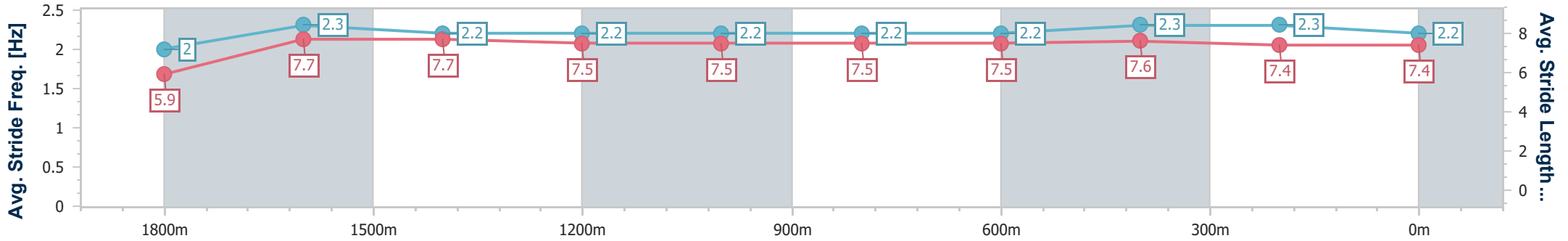
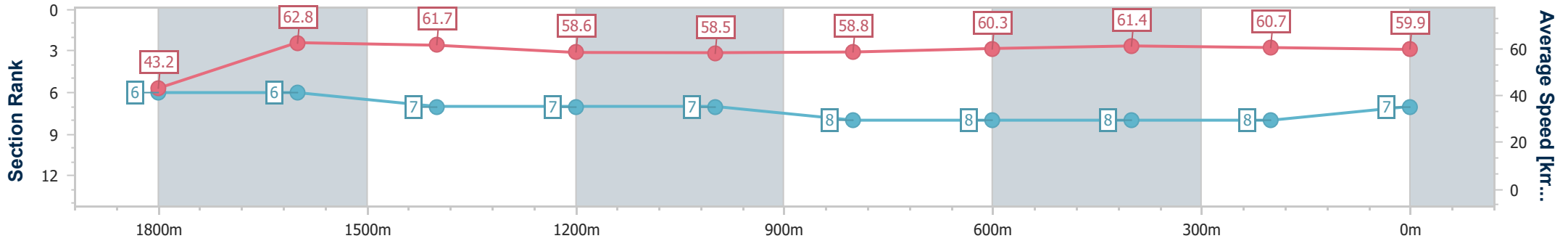
Aquis Park Gold Coast Poly QLD Professional
Race 4: TAB BETS FRIENDS GCTC BENCHMARK 62 Handicap - 1900m



27 April 2024 - 13:39

Track Rating: Synthetic , Weather: Fine, Rail Position: True

Section	Overall	1800m	1600m	1400m	1200m	1000m	800m	600m	400m	200m
Section Times	1:56.74 [7] (0:08.34)	1:48.40 [6] (0:11.49)	1:36.91 [6] (0:11.76)	1:25.15 [7] (0:12.42)	1:12.73 [7] (0:12.33)	1:00.40 [7] (0:12.31)	0:48.09 [8] (0:12.10)	0:35.99 [8] (0:11.94)	0:24.05 [8] (0:11.95)	0:12.10 [8] (0:12.10)
Average Speed [km/h]	43.2	62.8	61.7	58.6	58.5	58.8	60.3	61.4	60.7	59.9
Top Speed [km/h]	60.3	64.0	62.6	59.9	60.1	60.1	62.1	62.2	61.3	60.6
Avg. Dist. to Rail [m]	4.1	2.1	1.8	1.6	1.9	2.0	2.5	3.3	4.3	6.0
Avg. Stride Freq. [Hz]	2.0	2.3	2.2	2.2	2.2	2.2	2.2	2.3	2.3	2.2
Avg. Stride Length [m]	5.9	7.7	7.7	7.5	7.5	7.5	7.5	7.6	7.4	7.4



- [] Ranking at each section and finish
- .-.- No data available at this section
- NA No data available



Horse/Jockey Name	Fat Fingers
Final Rank	8
Fastest Section Time (Section)	0:08.11 (Overall)
Top Speed [km/h] (Section)	64.1 (1800m)
Race State	Finished



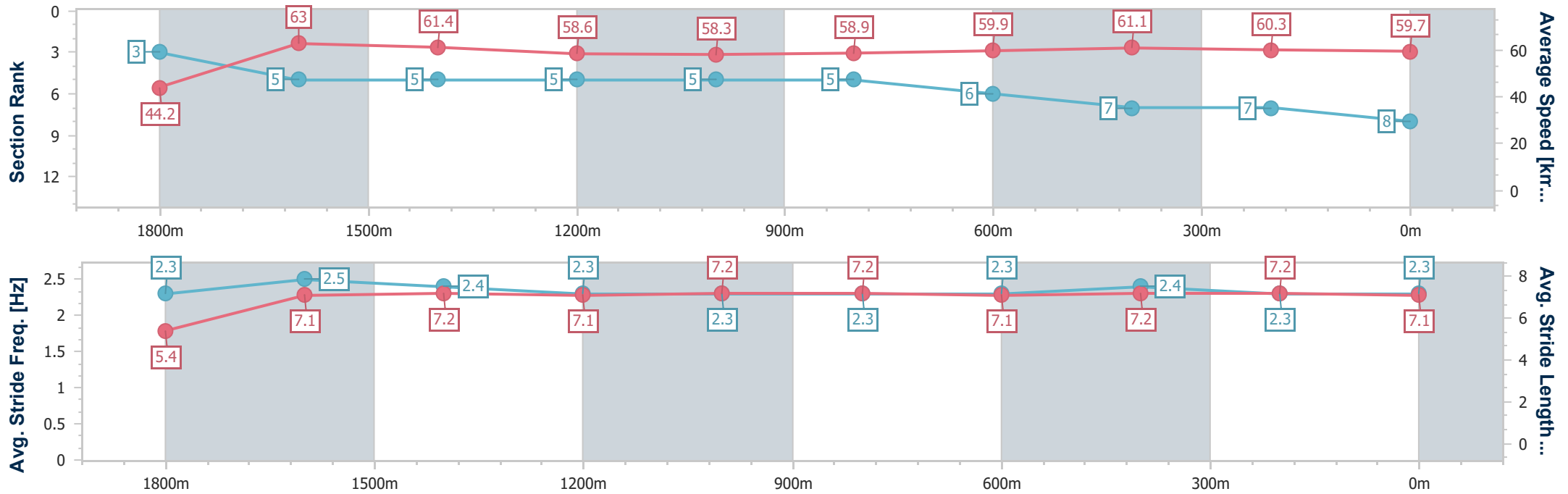
Aquis Park Gold Coast Poly QLD Professional
Race 4: TAB BETS FRIENDS GCTC BENCHMARK 62 Handicap - 1900m



27 April 2024 - 13:39

Track Rating: Synthetic , Weather: Fine, Rail Position: True

Section	Overall	1800m	1600m	1400m	1200m	1000m	800m	600m	400m	200m
Section Times	1:56.75 [8] (0:08.11)	1:48.64 [3] (0:11.45)	1:37.19 [5] (0:11.77)	1:25.42 [5] (0:12.38)	1:13.04 [5] (0:12.37)	1:00.67 [5] (0:12.29)	0:48.38 [5] (0:12.21)	0:36.17 [6] (0:12.03)	0:24.14 [7] (0:11.98)	0:12.16 [7] (0:12.16)
Average Speed [km/h]	44.2	63.0	61.4	58.6	58.3	58.9	59.9	61.1	60.3	59.7
Top Speed [km/h]	61.2	64.1	62.3	59.8	59.0	60.2	62.0	62.0	61.7	60.9
Avg. Dist. to Rail [m]	1.8	0.6	1.1	1.5	2.0	1.9	3.5	3.8	3.9	4.2
Avg. Stride Freq. [Hz]	2.3	2.5	2.4	2.3	2.3	2.3	2.3	2.4	2.3	2.3
Avg. Stride Length [m]	5.4	7.1	7.2	7.1	7.2	7.2	7.1	7.2	7.2	7.1



- [] Ranking at each section and finish
- .-.- No data available at this section
- NA No data available



Horse/Jockey Name	Giddy Gan's Joy
Final Rank	9
Fastest Section Time (Section)	0:08.54 (Overall)
Top Speed [km/h] (Section)	64.0 (1800m)
Race State	Finished



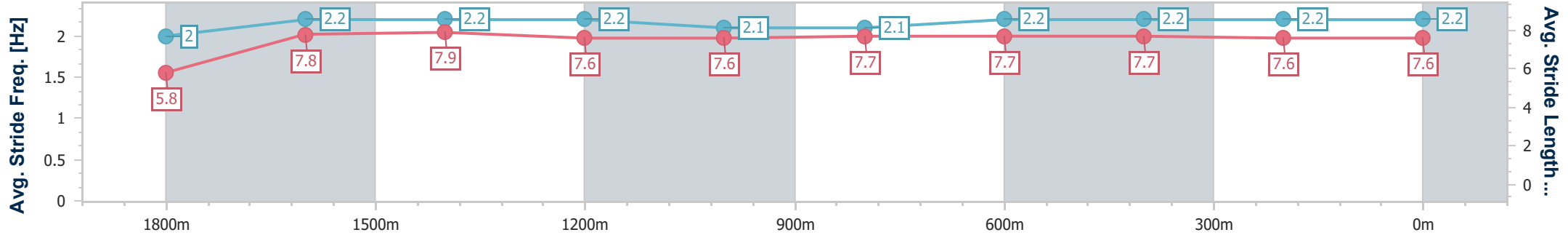
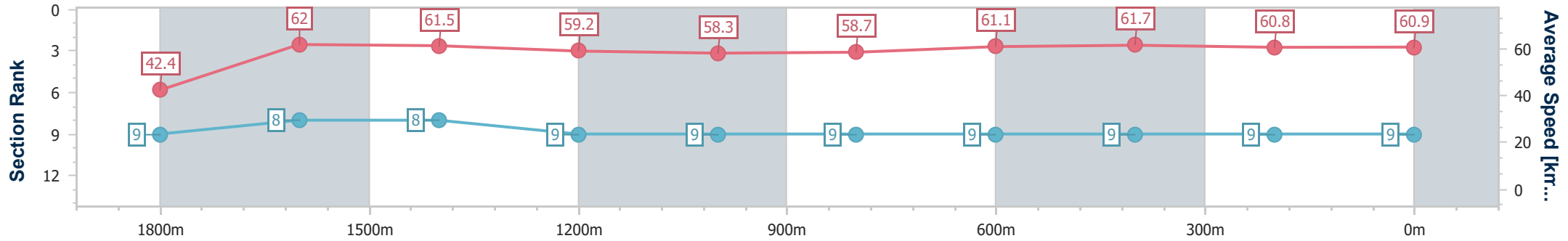
Aquis Park Gold Coast Poly QLD Professional
 Race 4: TAB BETS FRIENDS GCTC BENCHMARK 62 Handicap - 1900m



27 April 2024 - 13:39

Track Rating: Synthetic , Weather: Fine, Rail Position: True

Section	Overall	1800m	1600m	1400m	1200m	1000m	800m	600m	400m	200m
Section Times	1:56.78 [9] (0:08.54)	1:48.24 [9] (0:11.64)	1:36.60 [8] (0:11.78)	1:24.82 [8] (0:12.30)	1:12.52 [9] (0:12.36)	1:00.16 [9] (0:12.33)	0:47.83 [9] (0:12.03)	0:35.80 [9] (0:11.92)	0:23.88 [9] (0:11.98)	0:11.90 [9] (0:11.90)
Average Speed [km/h]	42.4	62.0	61.5	59.2	58.3	58.7	61.1	61.7	60.8	60.9
Top Speed [km/h]	58.4	64.0	62.1	61.1	59.9	60.3	62.5	62.8	61.2	61.3
Avg. Dist. to Rail [m]	5.2	2.2	1.4	1.5	2.5	2.8	3.4	4.6	5.1	7.0
Avg. Stride Freq. [Hz]	2.0	2.2	2.2	2.2	2.1	2.1	2.2	2.2	2.2	2.2
Avg. Stride Length [m]	5.8	7.8	7.9	7.6	7.6	7.7	7.7	7.7	7.6	7.6



- [] Ranking at each section and finish
- .-.- No data available at this section
- NA No data available