



Eagle Farm QLD Professional
Race 1: STRADBROKE CALCUTTA ON SALE NOW BENCHMARK 75
Handicap - 1815m
27 April 2024 - 11:39



BRISBANE
RACING CLUB

Track Rating: Soft 5, Weather: Fine, Rail Position: +3m

Section		Overall	1600m	1400m	1200m	1000m	800m	600m	Last 600m				
Field Times		1:50.59 (0:14.64)	1:35.95 (0:11.21)	1:24.74 (0:11.54)	1:13.20 (0:12.04)	1:01.16 (0:12.33)	0:48.83 (0:12.20)	0:36.63 (0:12.10)	0:36.63				
Rank	TAB Horse/Jockey	Barrier	Top Speed [km/h]	Fastest Section	Distance Travelled [m]								
1	2 COMMODUS Dan McGillivray	10	63.8 Overall	0:11.55 400m	1:50.59 [1] (0:15.14)	1:35.45 [6] (0:11.64)	1:23.81 [6] (0:11.78)	1:12.03 [6] (0:12.12)	0:59.91 [6] (0:12.17)	0:47.74 [7] (0:12.02)	0:35.72 [8] (0:11.69)	0:35.72	
2	9 NORTHERN DECREE Vlad Duric	12	64.7 1600m	0:11.62 1600m	1:50.75 [2] (0:15.35)	1:35.40 [7] (0:11.62)	1:23.78 [7] (0:11.79)	1:11.99 [8] (0:12.06)	0:59.93 [8] (0:12.07)	0:47.86 [8] (0:11.89)	0:35.97 [7] (0:11.80)	0:35.97	+6
3	4 DARK HARMONY Robbie Dolan	4	65.1 1600m	0:11.21 1600m	1:51.15 [3] (0:14.64)	1:36.51 [1] (0:11.21)	1:25.30 [1] (0:11.54)	1:13.76 [1] (0:12.04)	1:01.72 [1] (0:12.33)	0:49.39 [1] (0:12.20)	0:37.19 [1] (0:12.10)	0:37.19	-1
4	6 WOWIT'S WILLYWONKA Angela Jones	9	66.1 1600m	0:11.33 1600m	1:51.16 [4] (0:14.69)	1:36.47 [2] (0:11.33)	1:25.14 [2] (0:11.64)	1:13.50 [2] (0:12.14)	1:01.36 [2] (0:12.25)	0:49.11 [2] (0:12.13)	0:36.98 [2] (0:12.09)	0:36.98	+4
5	8 LONG GENES Ryan Maloney	5	63.3 1400m	0:11.67 1600m	1:51.37 [5] (0:15.35)	1:36.02 [8] (0:11.67)	1:24.35 [8] (0:11.67)	1:12.68 [7] (0:12.01)	1:00.67 [7] (0:12.03)	0:48.64 [6] (0:11.98)	0:36.66 [6] (0:12.02)	0:36.66	+0
6	7 CONNECTICUT Kyle Wilson-Taylor	8	65.1 1600m	0:11.43 1600m	1:51.61 [6] (0:14.75)	1:36.86 [3] (0:11.43)	1:25.43 [3] (0:11.79)	1:13.64 [3] (0:12.22)	1:01.42 [3] (0:12.45)	0:48.97 [5] (0:11.99)	0:36.98 [5] (0:11.87)	0:36.98	+5
7	3 TAPPY'S LAD Justin Huxtable	3	64.7 1600m	0:11.39 1600m	1:51.68 [7] (0:15.06)	1:36.62 [4] (0:11.39)	1:25.23 [4] (0:11.79)	1:13.44 [5] (0:12.15)	1:01.29 [5] (0:12.20)	0:49.09 [4] (0:12.04)	0:37.05 [4] (0:12.10)	0:37.05	+2
8	1 SOLAR APEX Jake Molloy	2	64.7 1600m	0:11.35 1600m	1:51.82 [8] (0:15.11)	1:36.71 [5] (0:11.35)	1:25.36 [5] (0:11.72)	1:13.64 [4] (0:12.10)	1:01.54 [4] (0:12.13)	0:49.41 [3] (0:12.03)	0:37.38 [3] (0:12.02)	0:37.38	-5

Scratched: Russian Warrior (#5), Thesecondatportsea (#10), Vadamos Queen (#11), Wild Calm (#12)

[] Ranking at each section and finish
 -:-:- No data available at this section
 NA No data available

SCN Saddle cloth number
 DNF Did not finish
 DNT Did not track



Eagle Farm QLD Professional
Race 1: STRADBROKE CALCUTTA ON SALE NOW BENCHMARK 75
Handicap - 1815m
27 April 2024 - 11:39



Track Rating: Soft 5, Weather: Fine, Rail Position: +3m

Section				400m	200m			Last 600m		
Field Times				0:24.53 (0:12.05)	0:12.48 (0:12.48)			0:36.63		
Rank	TAB	Horse/Jockey	Barrier	Top Speed [km/h]	Fastest Section	Margin				Distance Travelled [m]
1	2	COMMODUS Dan McGillivray	10	63.8 Overall	0:11.55 400m	0:24.03 [5] (0:11.55)	0:12.48 [1] (0:12.48)	1:50.59	0:35.72	
2	9	NORTHERN DECREE Vlad Duric	12	64.7 1600m	0:11.62 1600m	0:24.17 [6] (0:11.68)	0:12.49 [2] (0:12.49)	0.16L	0:35.97	+6
3	4	DARK HARMONY Robbie Dolan	4	65.1 1600m	0:11.21 1600m	0:25.09 [1] (0:12.21)	0:12.88 [3] (0:12.88)	0.4L	0:37.19	-1
4	6	WOWIT'S WILLYWONKA Angela Jones	9	66.1 1600m	0:11.33 1600m	0:24.89 [2] (0:12.06)	0:12.83 [4] (0:12.83)	0.01L	0:36.98	+4
5	8	LONG GENES Ryan Maloney	5	63.3 1400m	0:11.67 1600m	0:24.64 [7] (0:11.78)	0:12.86 [6] (0:12.86)	0.21L	0:36.66	+0
6	7	CONNECTICUT Kyle Wilson-Taylor	8	65.1 1600m	0:11.43 1600m	0:25.11 [4] (0:11.99)	0:13.12 [5] (0:13.12)	0.24L	0:36.98	+5
7	3	TAPPY'S LAD Justin Huxtable	3	64.7 1600m	0:11.39 1600m	0:24.95 [7] (0:12.23)	0:12.72 [8] (0:12.72)	0.07L	0:37.05	+2
8	1	SOLAR APEX Jake Molloy	2	64.7 1600m	0:11.35 1600m	0:25.36 [3] (0:12.19)	0:13.17 [7] (0:13.17)	0.14L	0:37.38	-5

Scratched: Russian Warrior (#5), Thesecondatportsea (#10), Vadamus Queen (#11), Wild Calm (#12)

[] Ranking at each section and finish
 -:-:- No data available at this section
 NA No data available

SCN Saddle cloth number
 DNF Did not finish
 DNT Did not track



Horse/Jockey Name	Commodus
Final Rank	1
Fastest Section Time (Section)	0:11.55 (400m)
Top Speed [km/h] (Section)	63.8 (Overall)
Race State	Finished

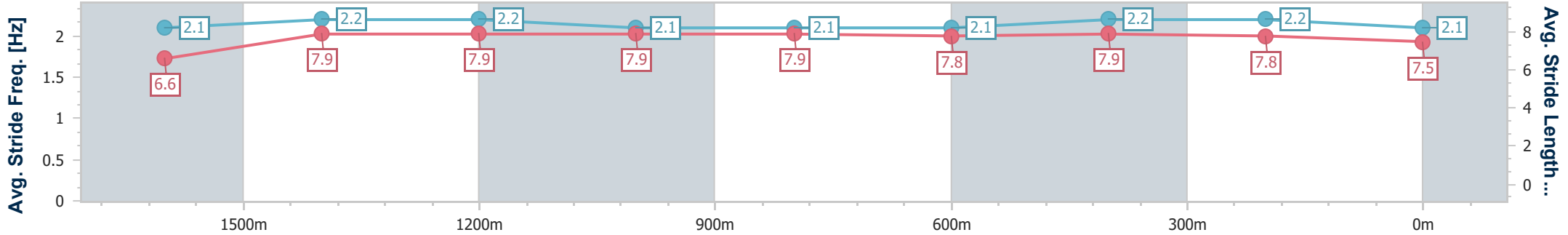
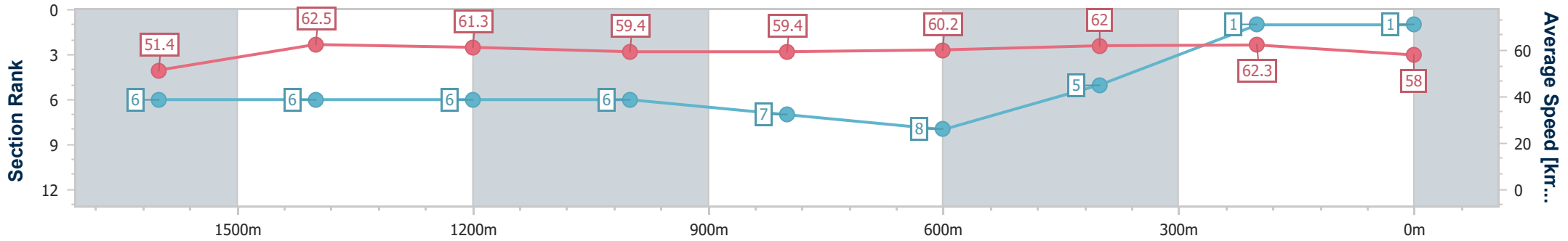


Eagle Farm QLD Professional
 Race 1: STRADBROKE CALCUTTA ON SALE NOW
 BENCHMARK 75 Handicap - 1815m
 27 April 2024 - 11:39
 Track Rating: Soft 5, Weather: Fine, Rail Position: +3m



BRISBANE
RACING CLUB

Section	Overall	1600m	1400m	1200m	1000m	800m	600m	400m	200m
Section Times	1:50.59 [1] (0:15.14)	1:35.45 [6] (0:11.64)	1:23.81 [6] (0:11.78)	1:12.03 [6] (0:12.12)	0:59.91 [6] (0:12.17)	0:47.74 [7] (0:12.02)	0:35.72 [8] (0:11.69)	0:24.03 [5] (0:11.55)	0:12.48 [1] (0:12.48)
Average Speed [km/h]	51.4	62.5	61.3	59.4	59.4	60.2	62.0	62.3	58.0
Top Speed [km/h]	63.8	63.6	62.3	60.1	60.6	61.2	62.9	63.5	59.6
Avg. Dist. to Rail [m]	5.8	2.4	2.0	1.6	0.4	1.5	1.1	4.6	2.6
Avg. Stride Freq. [Hz]	2.1	2.2	2.2	2.1	2.1	2.1	2.2	2.2	2.1
Avg. Stride Length [m]	6.6	7.9	7.9	7.9	7.9	7.8	7.9	7.8	7.5



- [] Ranking at each section and finish
- .-.- No data available at this section
- NA No data available



Horse/Jockey Name	Northern Decree
Final Rank	2
Fastest Section Time (Section)	0:11.62 (1600m)
Top Speed [km/h] (Section)	64.7 (1600m)
Race State	Finished

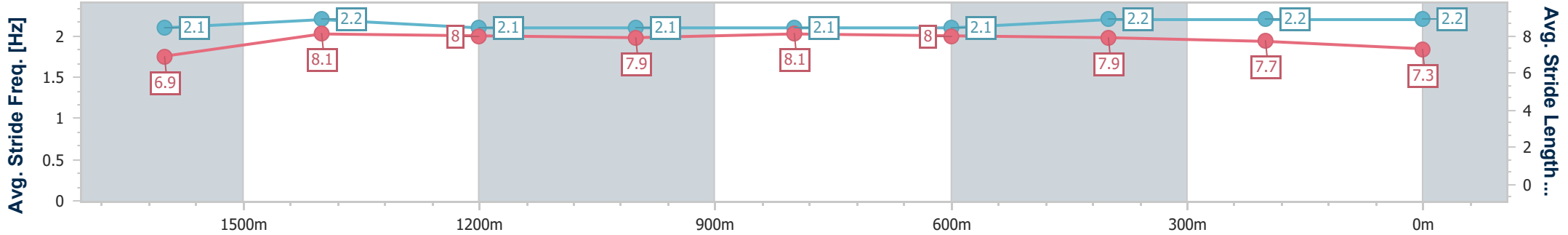
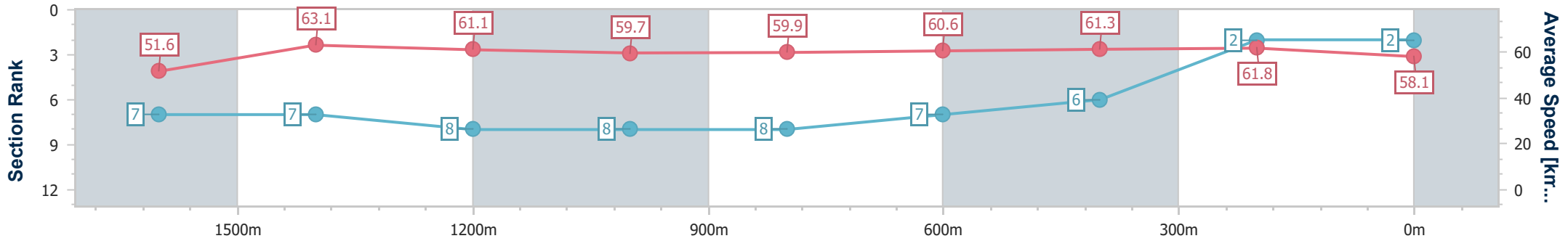


Eagle Farm QLD Professional
 Race 1: STRADBROKE CALCUTTA ON SALE NOW
 BENCHMARK 75 Handicap - 1815m
 27 April 2024 - 11:39
 Track Rating: Soft 5, Weather: Fine, Rail Position: +3m



BRISBANE
RACING CLUB

Section	Overall	1600m	1400m	1200m	1000m	800m	600m	400m	200m
Section Times	1:50.75 [2] (0:15.35)	1:35.40 [7] (0:11.62)	1:23.78 [7] (0:11.79)	1:11.99 [8] (0:12.06)	0:59.93 [8] (0:12.07)	0:47.86 [8] (0:11.89)	0:35.97 [7] (0:11.80)	0:24.17 [6] (0:11.68)	0:12.49 [2] (0:12.49)
Average Speed [km/h]	51.6	63.1	61.1	59.7	59.9	60.6	61.3	61.8	58.1
Top Speed [km/h]	61.6	64.7	61.7	60.7	61.1	63.1	63.7	62.6	60.2
Avg. Dist. to Rail [m]	8.8	4.4	3.6	1.9	0.3	0.7	1.3	1.0	0.9
Avg. Stride Freq. [Hz]	2.1	2.2	2.1	2.1	2.1	2.1	2.2	2.2	2.2
Avg. Stride Length [m]	6.9	8.1	8.0	7.9	8.1	8.0	7.9	7.7	7.3



- [] Ranking at each section and finish
- .-.- No data available at this section
- NA No data available



Horse/Jockey Name	Dark Harmony
Final Rank	3
Fastest Section Time (Section)	0:11.21 (1600m)
Top Speed [km/h] (Section)	65.1 (1600m)
Race State	Finished

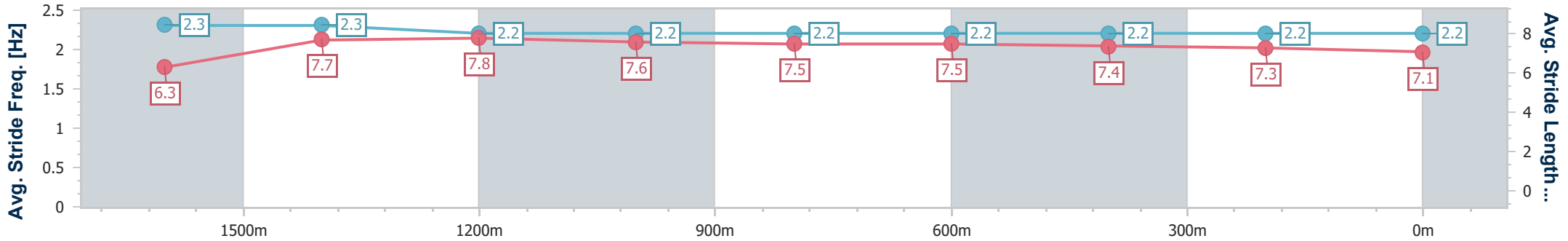
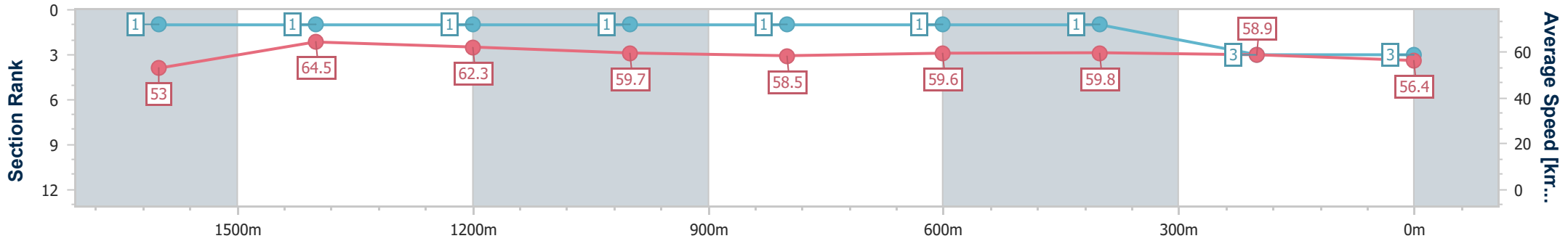


Eagle Farm QLD Professional
 Race 1: STRADBROKE CALCUTTA ON SALE NOW
 BENCHMARK 75 Handicap - 1815m
 27 April 2024 - 11:39
 Track Rating: Soft 5, Weather: Fine, Rail Position: +3m



BRISBANE
RACING CLUB

Section	Overall	1600m	1400m	1200m	1000m	800m	600m	400m	200m
Section Times	1:51.15 [3] (0:14.64)	1:36.51 [1] (0:11.21)	1:25.30 [1] (0:11.54)	1:13.76 [1] (0:12.04)	1:01.72 [1] (0:12.33)	0:49.39 [1] (0:12.20)	0:37.19 [1] (0:12.10)	0:25.09 [1] (0:12.21)	0:12.88 [3] (0:12.88)
Average Speed [km/h]	53.0	64.5	62.3	59.7	58.5	59.6	59.8	58.9	56.4
Top Speed [km/h]	64.1	65.1	64.3	61.3	59.3	60.8	61.0	59.9	58.2
Avg. Dist. to Rail [m]	3.9	0.9	1.3	0.9	0.7	1.8	1.3	1.2	1.8
Avg. Stride Freq. [Hz]	2.3	2.3	2.2	2.2	2.2	2.2	2.2	2.2	2.2
Avg. Stride Length [m]	6.3	7.7	7.8	7.6	7.5	7.5	7.4	7.3	7.1



- [] Ranking at each section and finish
- .-.- No data available at this section
- NA No data available



Horse/Jockey Name	Wowit's Willywonka
Final Rank	4
Fastest Section Time (Section)	0:11.33 (1600m)
Top Speed [km/h] (Section)	66.1 (1600m)
Race State	Finished

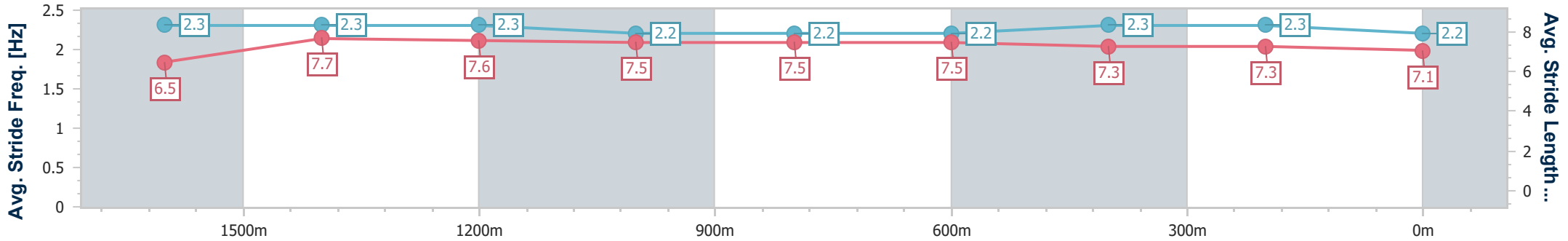
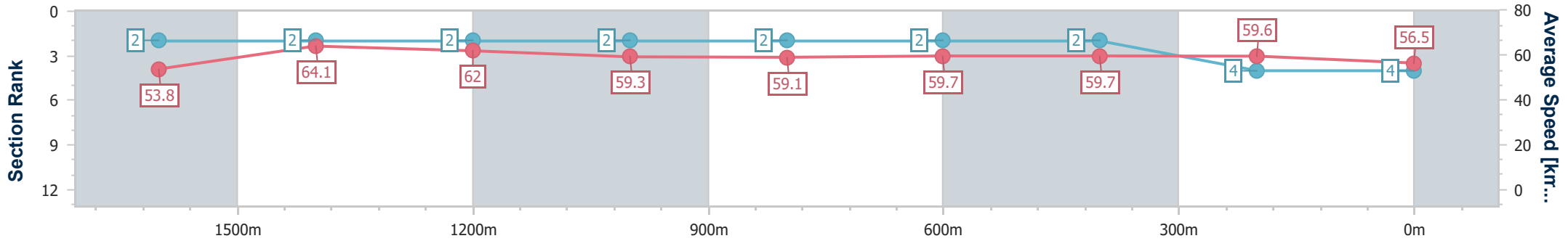


Eagle Farm QLD Professional
 Race 1: STRADBROKE CALCUTTA ON SALE NOW
 BENCHMARK 75 Handicap - 1815m
 27 April 2024 - 11:39
 Track Rating: Soft 5, Weather: Fine, Rail Position: +3m



BRISBANE
RACING CLUB

Section	Overall	1600m	1400m	1200m	1000m	800m	600m	400m	200m
Section Times	1:51.16 [4] (0:14.69)	1:36.47 [2] (0:11.33)	1:25.14 [2] (0:11.64)	1:13.50 [2] (0:12.14)	1:01.36 [2] (0:12.25)	0:49.11 [2] (0:12.13)	0:36.98 [2] (0:12.09)	0:24.89 [2] (0:12.06)	0:12.83 [4] (0:12.83)
Average Speed [km/h]	53.8	64.1	62.0	59.3	59.1	59.7	59.7	59.6	56.5
Top Speed [km/h]	66.1	66.1	64.3	60.3	59.4	61.2	60.7	61.5	58.2
Avg. Dist. to Rail [m]	7.2	2.9	1.8	1.7	0.9	1.1	0.9	3.2	3.6
Avg. Stride Freq. [Hz]	2.3	2.3	2.3	2.2	2.2	2.2	2.3	2.3	2.2
Avg. Stride Length [m]	6.5	7.7	7.6	7.5	7.5	7.5	7.3	7.3	7.1



- [] Ranking at each section and finish
- .-.- No data available at this section
- NA No data available



Horse/Jockey Name	Long Genes
Final Rank	5
Fastest Section Time (Section)	0:11.67 (1600m)
Top Speed [km/h] (Section)	63.3 (1400m)
Race State	Finished

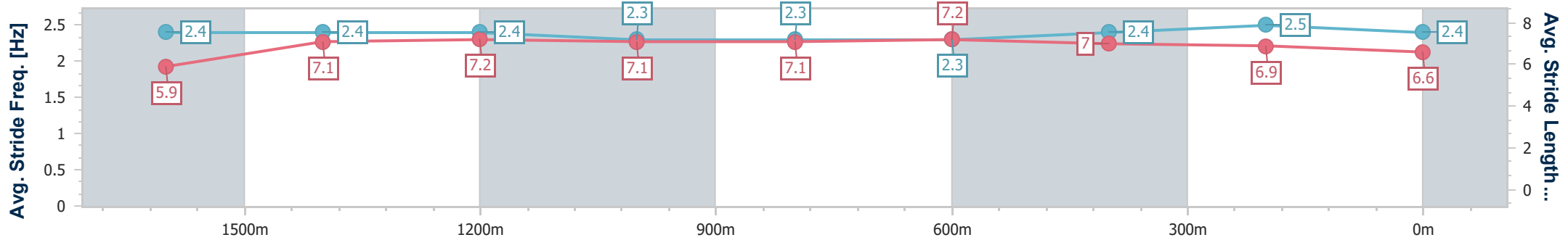
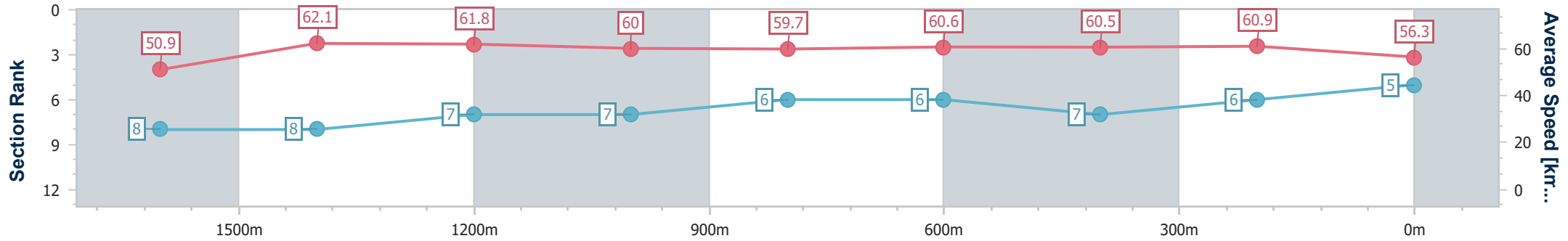


Eagle Farm QLD Professional
 Race 1: STRADBROKE CALCUTTA ON SALE NOW
 BENCHMARK 75 Handicap - 1815m
 27 April 2024 - 11:39
 Track Rating: Soft 5, Weather: Fine, Rail Position: +3m



BRISBANE
RACING CLUB

Section	Overall	1600m	1400m	1200m	1000m	800m	600m	400m	200m
Section Times	1:51.37 [5] (0:15.35)	1:36.02 [8] (0:11.67)	1:24.35 [8] (0:11.67)	1:12.68 [7] (0:12.01)	1:00.67 [7] (0:12.03)	0:48.64 [6] (0:11.98)	0:36.66 [6] (0:12.02)	0:24.64 [7] (0:11.78)	0:12.86 [6] (0:12.86)
Average Speed [km/h]	50.9	62.1	61.8	60.0	59.7	60.6	60.5	60.9	56.3
Top Speed [km/h]	61.3	63.2	63.3	61.3	62.2	61.2	61.6	62.6	59.7
Avg. Dist. to Rail [m]	4.8	2.1	1.1	1.0	0.4	1.1	2.2	4.8	5.2
Avg. Stride Freq. [Hz]	2.4	2.4	2.4	2.3	2.3	2.3	2.4	2.5	2.4
Avg. Stride Length [m]	5.9	7.1	7.2	7.1	7.1	7.2	7.0	6.9	6.6



- [] Ranking at each section and finish
- .-.- No data available at this section
- NA No data available



Horse/Jockey Name	Connecticut
Final Rank	6
Fastest Section Time (Section)	0:11.43 (1600m)
Top Speed [km/h] (Section)	65.1 (1600m)
Race State	Finished

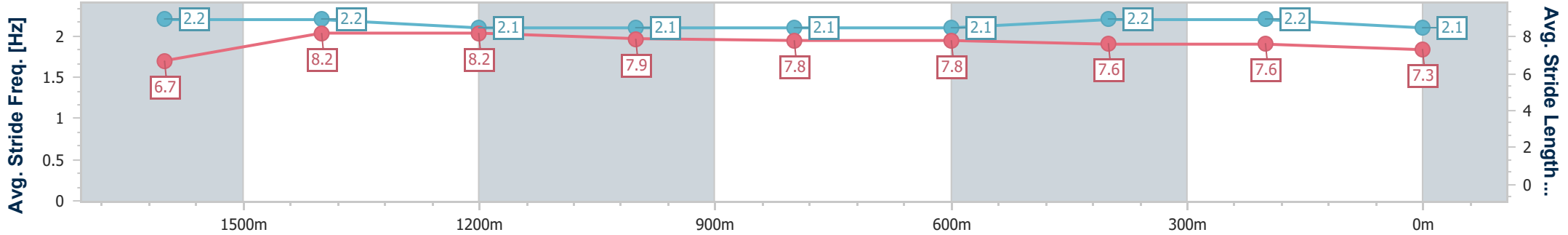
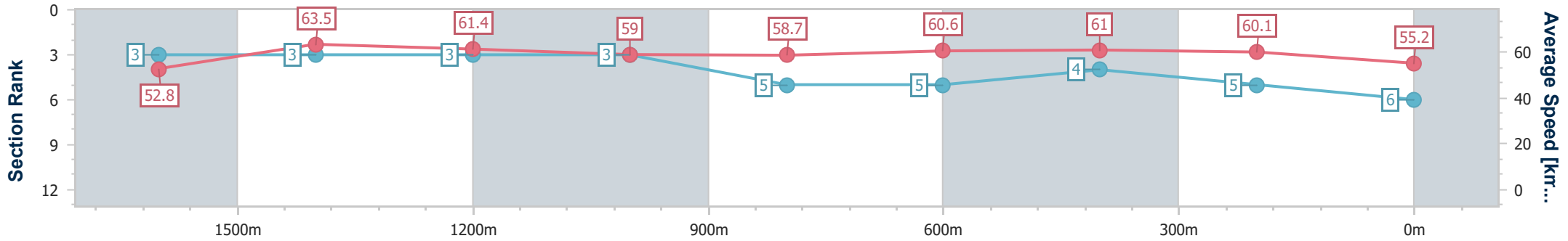


Eagle Farm QLD Professional
 Race 1: STRADBROKE CALCUTTA ON SALE NOW
 BENCHMARK 75 Handicap - 1815m
 27 April 2024 - 11:39
 Track Rating: Soft 5, Weather: Fine, Rail Position: +3m



BRISBANE
RACING CLUB

Section	Overall	1600m	1400m	1200m	1000m	800m	600m	400m	200m
Section Times	1:51.61 [6] (0:14.75)	1:36.86 [3] (0:11.43)	1:25.43 [3] (0:11.79)	1:13.64 [3] (0:12.22)	1:01.42 [3] (0:12.45)	0:48.97 [5] (0:11.99)	0:36.98 [5] (0:11.87)	0:25.11 [4] (0:11.99)	0:13.12 [5] (0:13.12)
Average Speed [km/h]	52.8	63.5	61.4	59.0	58.7	60.6	61.0	60.1	55.2
Top Speed [km/h]	64.9	65.1	63.7	60.7	59.8	62.0	62.3	61.2	57.7
Avg. Dist. to Rail [m]	4.8	2.9	3.1	3.8	3.2	2.2	1.6	2.4	2.9
Avg. Stride Freq. [Hz]	2.2	2.2	2.1	2.1	2.1	2.1	2.2	2.2	2.1
Avg. Stride Length [m]	6.7	8.2	8.2	7.9	7.8	7.8	7.6	7.6	7.3



- [] Ranking at each section and finish
- .-.- No data available at this section
- NA No data available



Horse/Jockey Name	Tappy's Lad
Final Rank	7
Fastest Section Time (Section)	0:11.39 (1600m)
Top Speed [km/h] (Section)	64.7 (1600m)
Race State	Finished

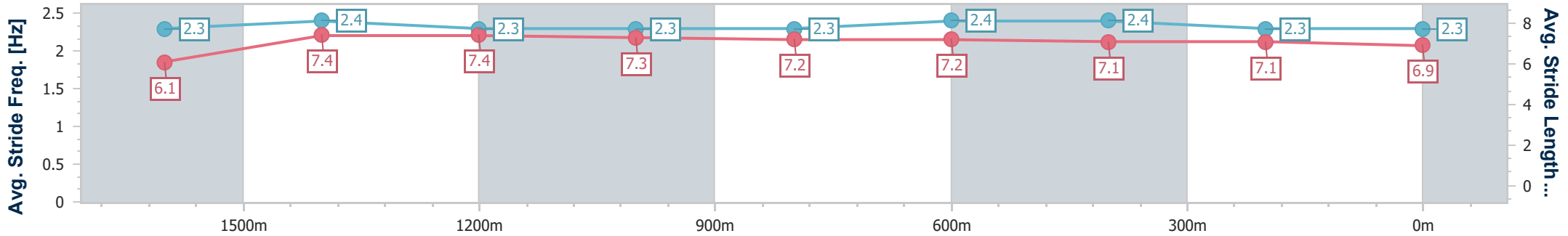
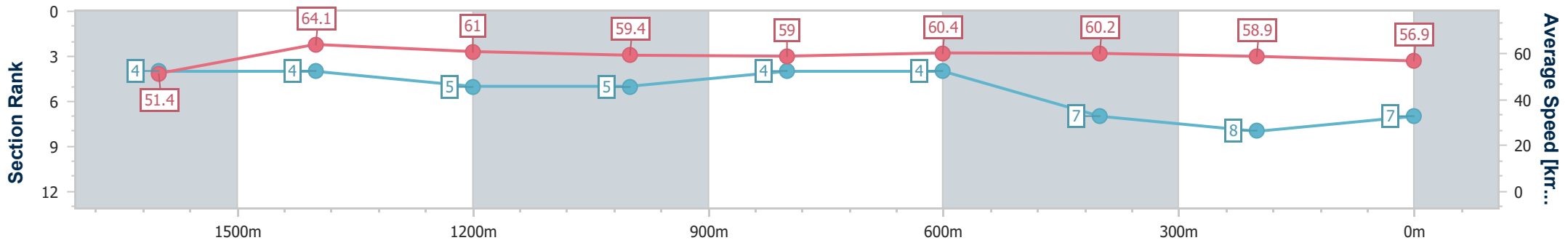


Eagle Farm QLD Professional
 Race 1: STRADBROKE CALCUTTA ON SALE NOW
 BENCHMARK 75 Handicap - 1815m
 27 April 2024 - 11:39
 Track Rating: Soft 5, Weather: Fine, Rail Position: +3m



BRISBANE
RACING CLUB

Section	Overall	1600m	1400m	1200m	1000m	800m	600m	400m	200m
Section Times	1:51.68 [7] (0:15.06)	1:36.62 [4] (0:11.39)	1:25.23 [4] (0:11.79)	1:13.44 [5] (0:12.15)	1:01.29 [5] (0:12.20)	0:49.09 [4] (0:12.04)	0:37.05 [4] (0:12.10)	0:24.95 [7] (0:12.23)	0:12.72 [8] (0:12.72)
Average Speed [km/h]	51.4	64.1	61.0	59.4	59.0	60.4	60.2	58.9	56.9
Top Speed [km/h]	64.4	64.7	62.4	60.4	60.7	61.4	62.0	59.8	58.7
Avg. Dist. to Rail [m]	3.2	3.2	2.2	1.0	0.6	1.8	2.9	5.7	5.6
Avg. Stride Freq. [Hz]	2.3	2.4	2.3	2.3	2.3	2.4	2.4	2.3	2.3
Avg. Stride Length [m]	6.1	7.4	7.4	7.3	7.2	7.2	7.1	7.1	6.9



- [] Ranking at each section and finish
- .-.- No data available at this section
- NA No data available



Horse/Jockey Name	Solar Apex
Final Rank	8
Fastest Section Time (Section)	0:11.35 (1600m)
Top Speed [km/h] (Section)	64.7 (1600m)
Race State	Finished

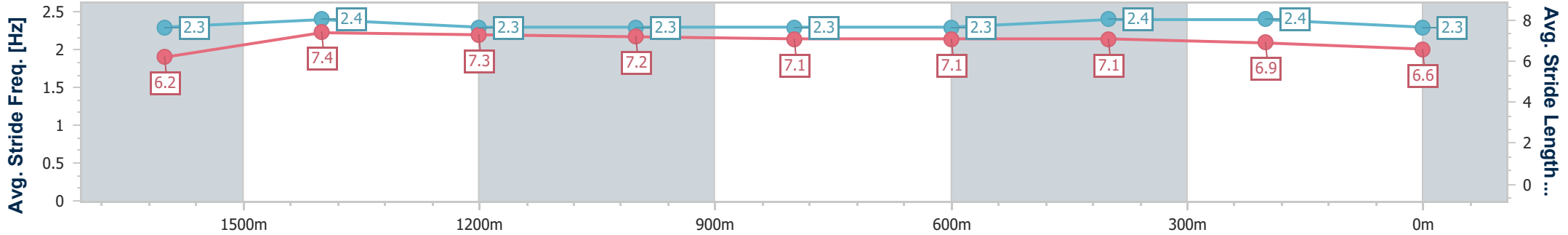
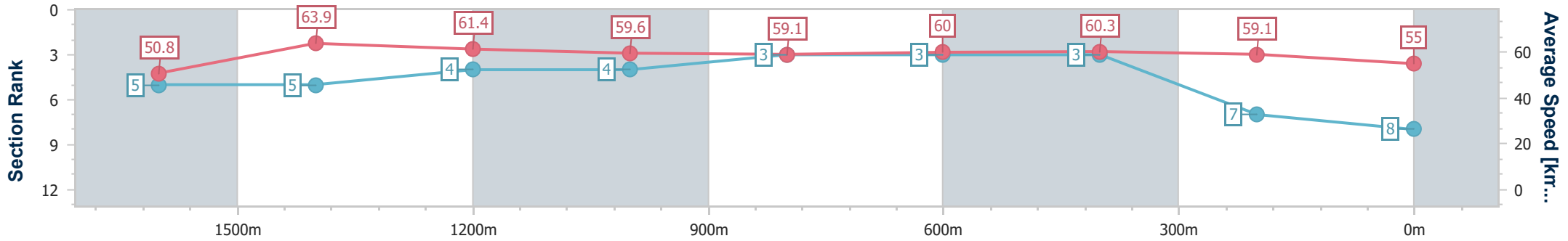


Eagle Farm QLD Professional
 Race 1: STRADBROKE CALCUTTA ON SALE NOW
 BENCHMARK 75 Handicap - 1815m
 27 April 2024 - 11:39
 Track Rating: Soft 5, Weather: Fine, Rail Position: +3m



BRISBANE
RACING CLUB

Section	Overall	1600m	1400m	1200m	1000m	800m	600m	400m	200m
Section Times	1:51.82 [8] (0:15.11)	1:36.71 [5] (0:11.35)	1:25.36 [5] (0:11.72)	1:13.64 [4] (0:12.10)	1:01.54 [4] (0:12.13)	0:49.41 [3] (0:12.03)	0:37.38 [3] (0:12.02)	0:25.36 [3] (0:12.19)	0:13.17 [7] (0:13.17)
Average Speed [km/h]	50.8	63.9	61.4	59.6	59.1	60.0	60.3	59.1	55.0
Top Speed [km/h]	64.7	64.7	62.8	61.5	60.5	61.5	61.7	60.0	58.0
Avg. Dist. to Rail [m]	3.5	1.9	1.2	0.3	0.5	0.7	1.2	1.7	1.3
Avg. Stride Freq. [Hz]	2.3	2.4	2.3	2.3	2.3	2.3	2.4	2.4	2.3
Avg. Stride Length [m]	6.2	7.4	7.3	7.2	7.1	7.1	7.1	6.9	6.6



- [] Ranking at each section and finish
- .-.- No data available at this section
- NA No data available