



Eagle Farm QLD Professional

Race 7: XXXX BENCHMARK 85 Handicap - 1000m

27 April 2024 - 15:09



BRISBANE
RACING CLUB

Track Rating: Soft 5, Weather: Fine, Rail Position: +3m

Section		Overall	800m	600m	400m	200m	Last 600m					
Field Times		0:58.04 (0:12.88)	0:45.16 (0:10.67)	0:34.49 (0:10.89)	0:23.60 (0:11.28)	0:12.32 (0:12.32)	0:34.49					
Rank	TAB Horse/Jockey	Barrier	Top Speed [km/h]	Fastest Section	Margin					Distance Travelled [m]		
1	12 SHALAA'S MOMENT Nikita Beriman	13	69.1 Overall	0:10.72 800m	0:58.04 [1] (0:13.62)	0:44.42 [11] (0:10.72)	0:33.70 [10] (0:10.92)	0:22.78 [10] (0:10.89)	0:11.89 [7] (0:11.89)	0:58.04	0:33.70	
2	2 OSAMU Tahlia Fenlon	10	70.9 Overall	0:10.67 800m	0:58.20 [2] (0:12.88)	0:45.32 [1] (0:10.67)	0:34.65 [1] (0:10.89)	0:23.76 [1] (0:11.28)	0:12.48 [1] (0:12.48)	0.16L	0:34.65	-2
3	9 BLUE SPINEL Angela Jones	3	72.5 400m	0:10.75 400m	0:58.25 [3] (0:13.53)	0:44.72 [9] (0:10.92)	0:33.80 [11] (0:10.88)	0:22.92 [11] (0:10.75)	0:12.17 [5] (0:12.17)	0.05L	0:33.80	-6
4	3 HARDWARE LANE Justin Huxtable	6	68.9 800m	0:10.61 800m	0:58.26 [4] (0:13.54)	0:44.72 [10] (0:10.61)	0:34.11 [8] (0:10.95)	0:23.16 [6] (0:11.04)	0:12.12 [6] (0:12.12)	0.01L	0:34.11	-2
5	1 GO WANDJI Jake Molloy	18	69.0 800m	0:10.69 800m	0:58.39 [5] (0:13.89)	0:44.50 [12] (0:10.69)	0:33.81 [12] (0:10.85)	0:22.96 [12] (0:11.04)	0:11.92 [9] (0:11.92)	0.13L	0:33.81	-1
6	6 BRING ME KASH Dale Smith	4	69.1 800m	0:10.60 800m	0:58.62 [6] (0:13.23)	0:45.39 [4] (0:10.60)	0:34.79 [4] (0:10.98)	0:23.81 [4] (0:11.15)	0:12.66 [3] (0:12.66)	0.23L	0:34.79	-4
7	15 BEZIQUE Vlad Duric	7	69.8 800m	0:10.68 800m	0:58.76 [7] (0:13.25)	0:45.51 [5] (0:10.68)	0:34.83 [5] (0:10.94)	0:23.89 [5] (0:11.18)	0:12.71 [4] (0:12.71)	0.14L	0:34.83	+2
8	5 VODKA MARTINI Cejay Graham	9	71.1 800m	0:10.58 800m	0:59.18 [8] (0:13.15)	0:46.03 [2] (0:10.58)	0:35.45 [2] (0:10.98)	0:24.47 [2] (0:11.45)	0:13.02 [8] (0:13.02)	0.42L	0:35.45	+1
9	8 MAXIMUM OUTPUT Bailey Wheeler	8	68.7 800m	0:10.77 800m	0:59.21 [9] (0:13.43)	0:45.78 [8] (0:10.77)	0:35.01 [9] (0:10.99)	0:24.02 [8] (0:11.38)	0:12.64 [10] (0:12.64)	0.03L	0:35.01	+2
10	7 FRILLED James Orman	5	69.1 800m	0:10.68 800m	0:59.52 [10] (0:13.26)	0:46.26 [6] (0:10.68)	0:35.58 [6] (0:11.21)	0:24.37 [7] (0:11.44)	0:12.93 [11] (0:12.93)	0.31L	0:35.58	-3

Scratched: Gemelon Bolt (#14), Queen Assassin (#16), Jemeldi (#17), Flaming Conquest (#10), Immoral (#18), Sir Warwick (#13)

Report Created: Sat 27 April 2024 15:28 GMT+10 (Note: Timing is based on position data)

Page 1/14

[] Ranking at each section and finish
 -:-:- No data available at this section
 NA No data available
 SCN Saddle cloth number
 DNF Did not finish
 DNT Did not track

data processed by TRIPLES DATA



Eagle Farm QLD Professional
Race 7: XXXX BENCHMARK 85 Handicap - 1000m
27 April 2024 - 15:09



Track Rating: Soft 5, Weather: Fine, Rail Position: +3m

Section		Overall	800m	600m	400m	200m	Last 600m					
Field Times		0:58.04 (0:12.88)	0:45.16 (0:10.67)	0:34.49 (0:10.89)	0:23.60 (0:11.28)	0:12.32 (0:12.32)	0:34.49					
Rank	TAB Horse/Jockey	Barrier	Top Speed [km/h]	Fastest Section	Margin					Distance Travelled [m]		
11	11 LIQUOR Damien Thornton	11	71.1	0:10.51	0:59.54 [11] (0:13.22)	0:46.32 [3] (0:10.51)	0:35.81 [3] (0:10.98)	0:24.83 [3] (0:11.23)	0:13.60 [2] (0:13.60)	0.02L	0:35.81	+3
12	4 GREYWORM Kirk Matheson	15	70.5	0:10.77	1:00.42 [12] (0:13.36)	0:47.06 [7] (0:10.77)	0:36.29 [7] (0:11.12)	0:25.17 [9] (0:11.76)	0:13.41 [12] (0:13.41)	0.88L	0:36.29	+6

Scratched: Gemelon Bolt (#14), Queen Assassin (#16), Jemeldi (#17), Flaming Conquest (#10), Immoral (#18), Sir Warwick (#13)

[] Ranking at each section and finish
 -:-:-:- No data available at this section
 NA No data available

SCN Saddle cloth number
 DNF Did not finish
 DNT Did not track



Horse/Jockey Name	Shalaa's Moment
Final Rank	1
Fastest Section Time (Section)	0:10.72 (800m)
Top Speed [km/h] (Section)	69.1 (Overall)
Race State	Finished



Eagle Farm QLD Professional

Race 7: XXXX BENCHMARK 85 Handicap - 1000m

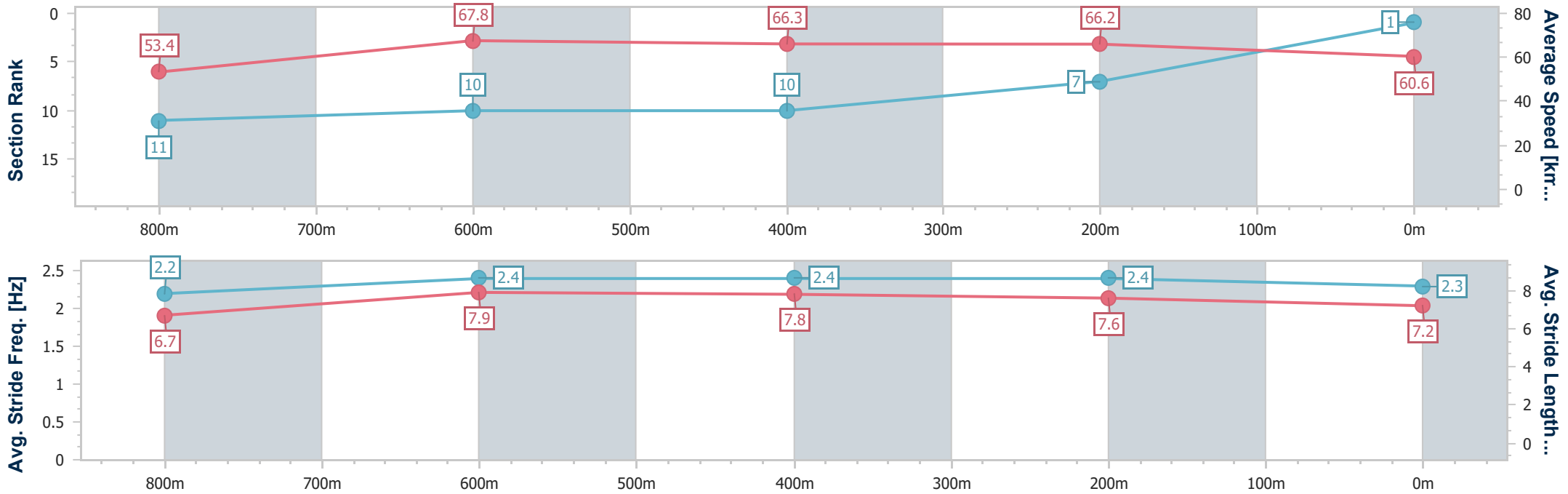
27 April 2024 - 15:09

Track Rating: Soft 5, Weather: Fine, Rail Position: +3m



BRISBANE RACING CLUB

Section	Overall	800m	600m	400m	200m
Section Times	0:58.04 [1] (0:13.62)	0:44.42 [11] (0:10.72)	0:33.70 [10] (0:10.92)	0:22.78 [10] (0:10.89)	0:11.89 [7] (0:11.89)
Average Speed [km/h]	53.4	67.8	66.3	66.2	60.6
Top Speed [km/h]	69.1	69.0	67.5	66.8	64.3
Avg. Dist. to Rail [m]	8.8	2.5	1.3	2.5	1.1
Avg. Stride Freq. [Hz]	2.2	2.4	2.4	2.4	2.3
Avg. Stride Length [m]	6.7	7.9	7.8	7.6	7.2



- [] Ranking at each section and finish
- .-.- No data available at this section
- NA No data available



Horse/Jockey Name	Osamu
Final Rank	2
Fastest Section Time (Section)	0:10.67 (800m)
Top Speed [km/h] (Section)	70.9 (Overall)
Race State	Finished



Eagle Farm QLD Professional

Race 7: XXXX BENCHMARK 85 Handicap - 1000m

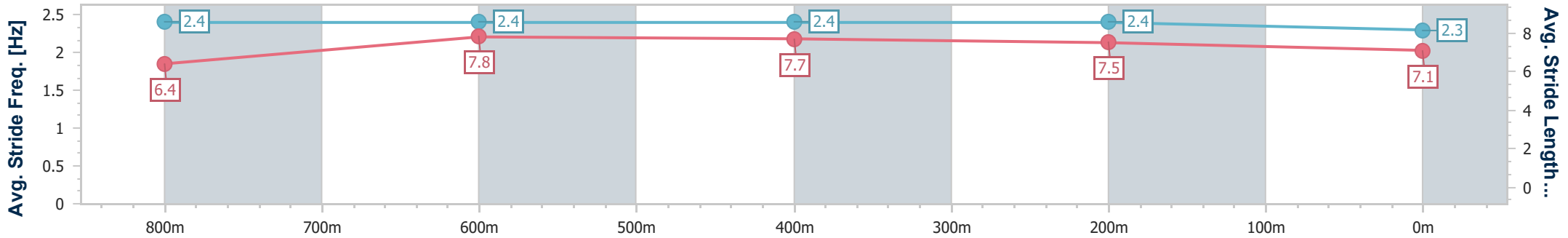
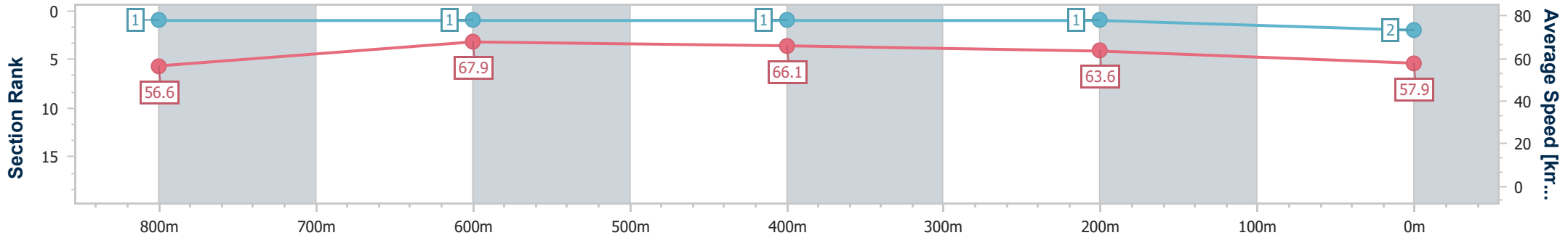
27 April 2024 - 15:09

Track Rating: Soft 5, Weather: Fine, Rail Position: +3m



BRISBANE RACING CLUB

Section	Overall	800m	600m	400m	200m
Section Times	0:58.20 [2] (0:12.88)	0:45.32 [1] (0:10.67)	0:34.65 [1] (0:10.89)	0:23.76 [1] (0:11.28)	0:12.48 [1] (0:12.48)
Average Speed [km/h]	56.6	67.9	66.1	63.6	57.9
Top Speed [km/h]	70.9	70.6	67.4	66.1	61.0
Avg. Dist. to Rail [m]	8.8	1.3	0.9	1.7	1.7
Avg. Stride Freq. [Hz]	2.4	2.4	2.4	2.4	2.3
Avg. Stride Length [m]	6.4	7.8	7.7	7.5	7.1



- [] Ranking at each section and finish
- .-.- No data available at this section
- NA No data available



Horse/Jockey Name	Blue Spinel
Final Rank	3
Fastest Section Time (Section)	0:10.75 (400m)
Top Speed [km/h] (Section)	72.5 (400m)
Race State	Finished



Eagle Farm QLD Professional

Race 7: XXXX BENCHMARK 85 Handicap - 1000m

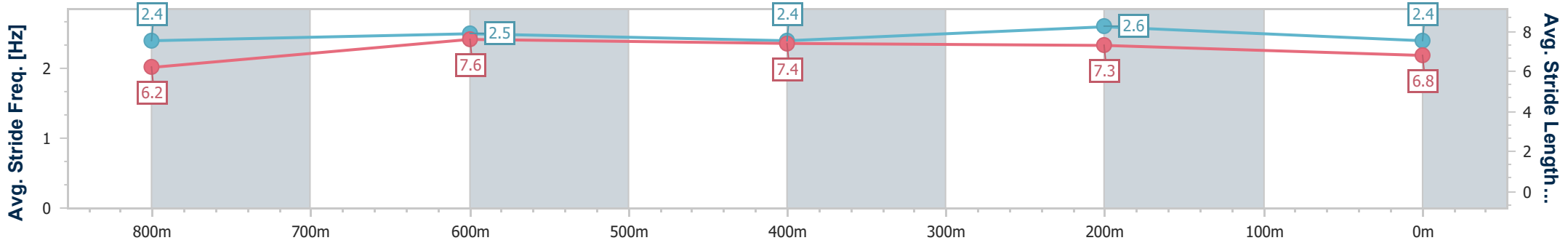
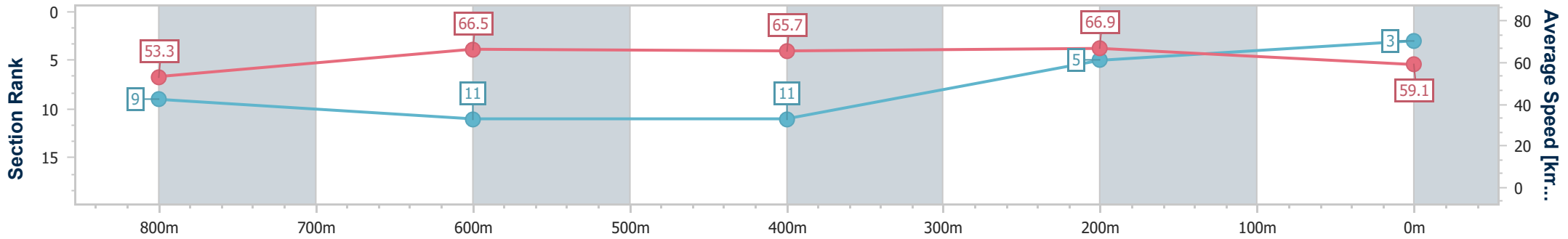
27 April 2024 - 15:09

Track Rating: Soft 5, Weather: Fine, Rail Position: +3m



BRISBANE RACING CLUB

Section	Overall	800m	600m	400m	200m
Section Times	0:58.25 [3] (0:13.53)	0:44.72 [9] (0:10.92)	0:33.80 [11] (0:10.88)	0:22.92 [11] (0:10.75)	0:12.17 [5] (0:12.17)
Average Speed [km/h]	53.3	66.5	65.7	66.9	59.1
Top Speed [km/h]	66.9	68.2	68.4	72.5	64.6
Avg. Dist. to Rail [m]	3.1	1.3	1.4	0.9	3.0
Avg. Stride Freq. [Hz]	2.4	2.5	2.4	2.6	2.4
Avg. Stride Length [m]	6.2	7.6	7.4	7.3	6.8



- [] Ranking at each section and finish
- .-.- No data available at this section
- NA No data available



Horse/Jockey Name	Hardware Lane
Final Rank	4
Fastest Section Time (Section)	0:10.61 (800m)
Top Speed [km/h] (Section)	68.9 (800m)
Race State	Finished



Eagle Farm QLD Professional

Race 7: XXXX BENCHMARK 85 Handicap - 1000m

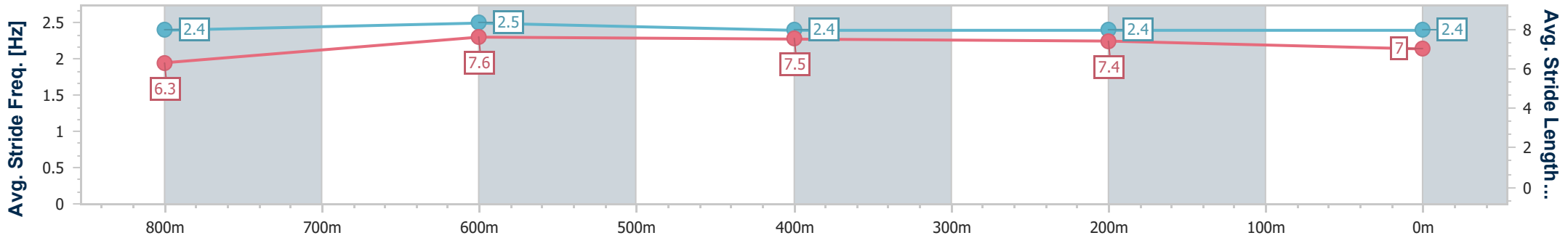
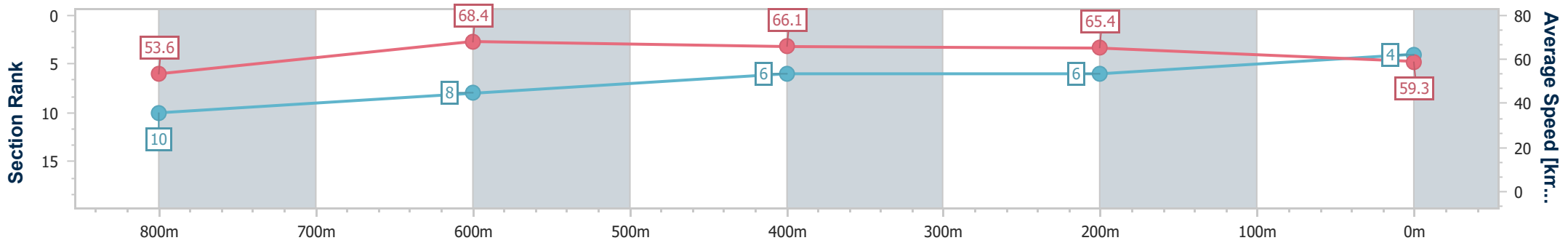
27 April 2024 - 15:09

Track Rating: Soft 5, Weather: Fine, Rail Position: +3m



BRISBANE RACING CLUB

Section	Overall	800m	600m	400m	200m
Section Times	0:58.26 [4] (0:13.54)	0:44.72 [10] (0:10.61)	0:34.11 [8] (0:10.95)	0:23.16 [6] (0:11.04)	0:12.12 [6] (0:12.12)
Average Speed [km/h]	53.6	68.4	66.1	65.4	59.3
Top Speed [km/h]	68.3	68.9	68.2	68.1	64.3
Avg. Dist. to Rail [m]	5.8	0.9	2.1	10.0	11.5
Avg. Stride Freq. [Hz]	2.4	2.5	2.4	2.4	2.4
Avg. Stride Length [m]	6.3	7.6	7.5	7.4	7.0



- [] Ranking at each section and finish
- .-.- No data available at this section
- NA No data available



Horse/Jockey Name	Go Wandji
Final Rank	5
Fastest Section Time (Section)	0:10.69 (800m)
Top Speed [km/h] (Section)	69.0 (800m)
Race State	Finished

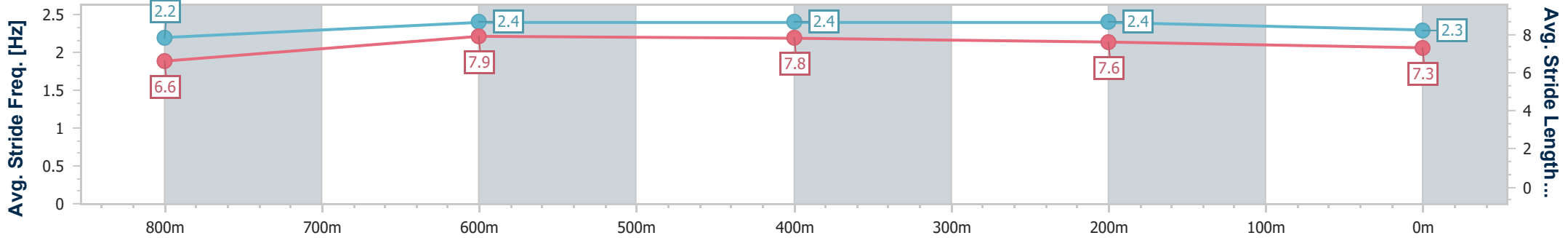
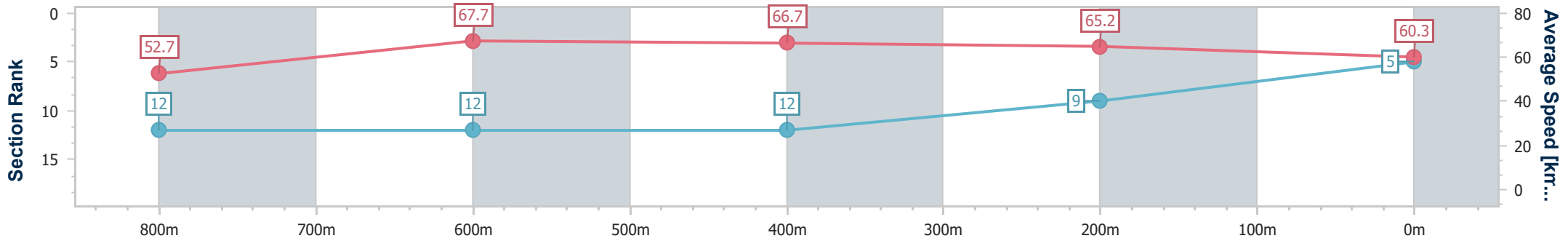


Eagle Farm QLD Professional
 Race 7: XXXX BENCHMARK 85 Handicap - 1000m
 27 April 2024 - 15:09
 Track Rating: Soft 5, Weather: Fine, Rail Position: +3m



BRISBANE
RACING CLUB

Section	Overall	800m	600m	400m	200m
Section Times	0:58.39 [5] (0:13.89)	0:44.50 [12] (0:10.69)	0:33.81 [12] (0:10.85)	0:22.96 [12] (0:11.04)	0:11.92 [9] (0:11.92)
Average Speed [km/h]	52.7	67.7	66.7	65.2	60.3
Top Speed [km/h]	68.6	69.0	67.2	65.8	64.2
Avg. Dist. to Rail [m]	10.7	1.7	0.4	2.1	1.5
Avg. Stride Freq. [Hz]	2.2	2.4	2.4	2.4	2.3
Avg. Stride Length [m]	6.6	7.9	7.8	7.6	7.3



- [] Ranking at each section and finish
- .-.- No data available at this section
- NA No data available



Horse/Jockey Name	Bring Me Kash
Final Rank	6
Fastest Section Time (Section)	0:10.60 (800m)
Top Speed [km/h] (Section)	69.1 (800m)
Race State	Finished



Eagle Farm QLD Professional

Race 7: XXXX BENCHMARK 85 Handicap - 1000m

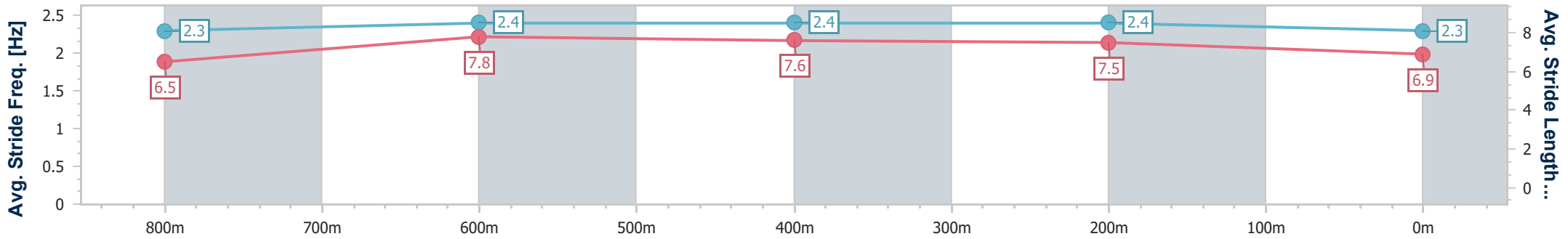
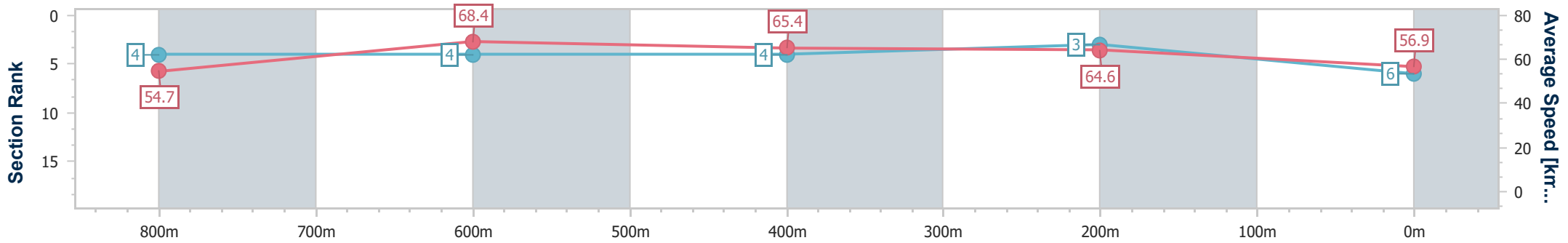
27 April 2024 - 15:09

Track Rating: Soft 5, Weather: Fine, Rail Position: +3m



BRISBANE RACING CLUB

Section	Overall	800m	600m	400m	200m
Section Times	0:58.62 [6] (0:13.23)	0:45.39 [4] (0:10.60)	0:34.79 [4] (0:10.98)	0:23.81 [4] (0:11.15)	0:12.66 [3] (0:12.66)
Average Speed [km/h]	54.7	68.4	65.4	64.6	56.9
Top Speed [km/h]	68.5	69.1	66.4	66.5	61.9
Avg. Dist. to Rail [m]	5.1	1.1	0.6	3.1	3.5
Avg. Stride Freq. [Hz]	2.3	2.4	2.4	2.4	2.3
Avg. Stride Length [m]	6.5	7.8	7.6	7.5	6.9



- [] Ranking at each section and finish
- .-.- No data available at this section
- NA No data available



Horse/Jockey Name	Bezique
Final Rank	7
Fastest Section Time (Section)	0:10.68 (800m)
Top Speed [km/h] (Section)	69.8 (800m)
Race State	Finished

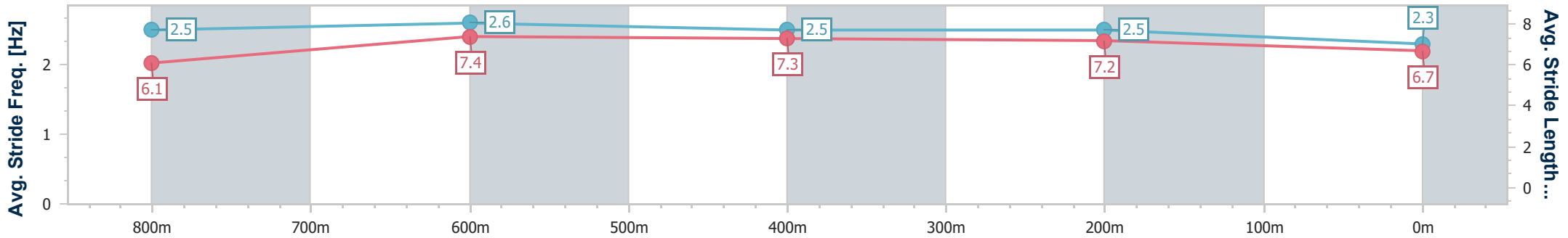
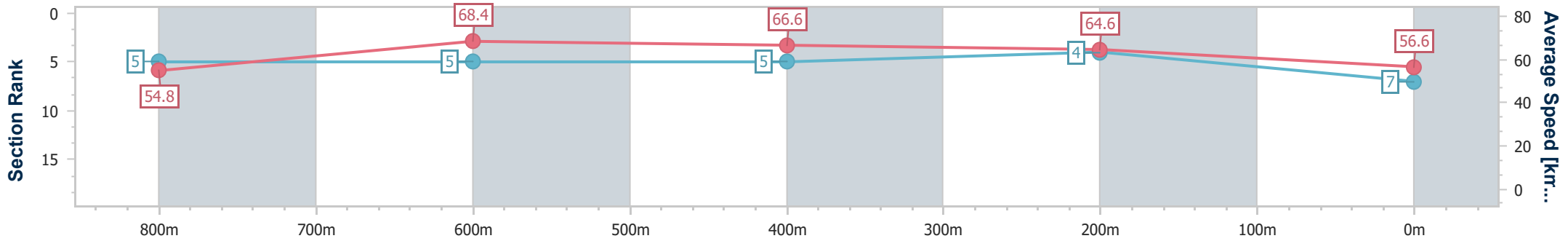


Eagle Farm QLD Professional
 Race 7: XXXX BENCHMARK 85 Handicap - 1000m
 27 April 2024 - 15:09
 Track Rating: Soft 5, Weather: Fine, Rail Position: +3m



BRISBANE
RACING CLUB

Section	Overall	800m	600m	400m	200m
Section Times	0:58.76 [7] (0:13.25)	0:45.51 [5] (0:10.68)	0:34.83 [5] (0:10.94)	0:23.89 [5] (0:11.18)	0:12.71 [4] (0:12.71)
Average Speed [km/h]	54.8	68.4	66.6	64.6	56.6
Top Speed [km/h]	69.4	69.8	68.5	66.8	61.2
Avg. Dist. to Rail [m]	6.2	3.1	3.0	8.3	8.3
Avg. Stride Freq. [Hz]	2.5	2.6	2.5	2.5	2.3
Avg. Stride Length [m]	6.1	7.4	7.3	7.2	6.7



- [] Ranking at each section and finish
- .-.- No data available at this section
- NA No data available



Horse/Jockey Name	Vodka Martini
Final Rank	8
Fastest Section Time (Section)	0:10.58 (800m)
Top Speed [km/h] (Section)	71.1 (800m)
Race State	Finished

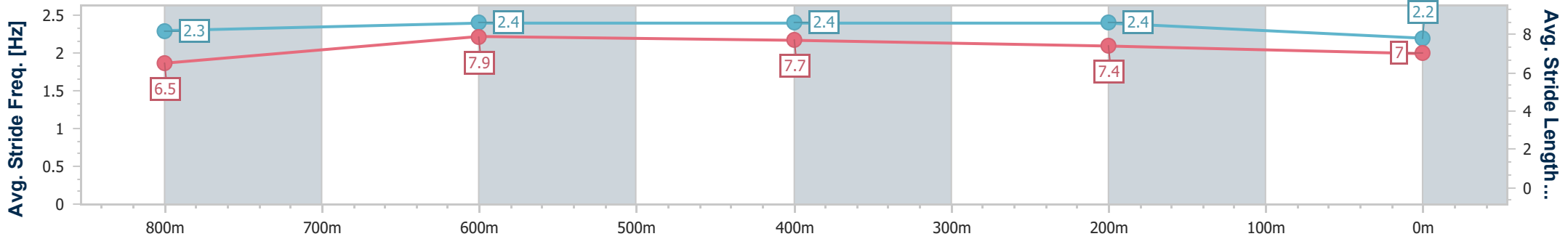
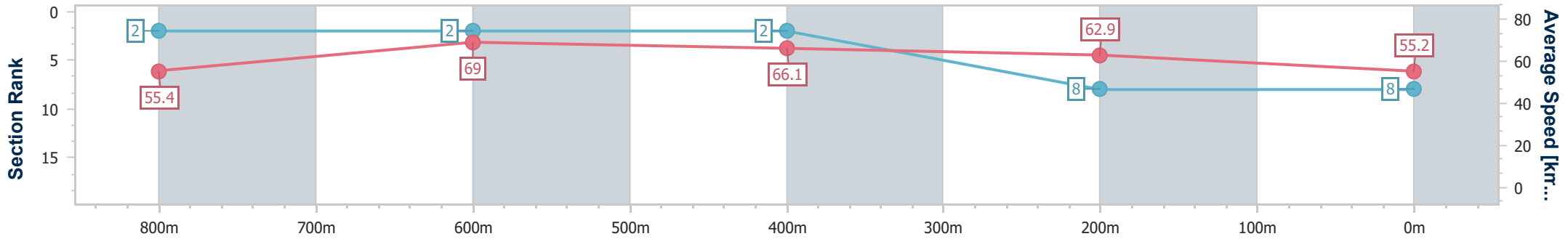


Eagle Farm QLD Professional
 Race 7: XXXX BENCHMARK 85 Handicap - 1000m
 27 April 2024 - 15:09
 Track Rating: Soft 5, Weather: Fine, Rail Position: +3m



BRISBANE
 RACING CLUB

Section	Overall	800m	600m	400m	200m
Section Times	0:59.18 [8] (0:13.15)	0:46.03 [2] (0:10.58)	0:35.45 [2] (0:10.98)	0:24.47 [2] (0:11.45)	0:13.02 [8] (0:13.02)
Average Speed [km/h]	55.4	69.0	66.1	62.9	55.2
Top Speed [km/h]	69.3	71.1	67.2	66.0	59.4
Avg. Dist. to Rail [m]	8.5	3.0	1.7	5.2	3.6
Avg. Stride Freq. [Hz]	2.3	2.4	2.4	2.4	2.2
Avg. Stride Length [m]	6.5	7.9	7.7	7.4	7.0



- [] Ranking at each section and finish
- .-.- No data available at this section
- NA No data available



Horse/Jockey Name	Maximum Output
Final Rank	9
Fastest Section Time (Section)	0:10.77 (800m)
Top Speed [km/h] (Section)	68.7 (800m)
Race State	Finished

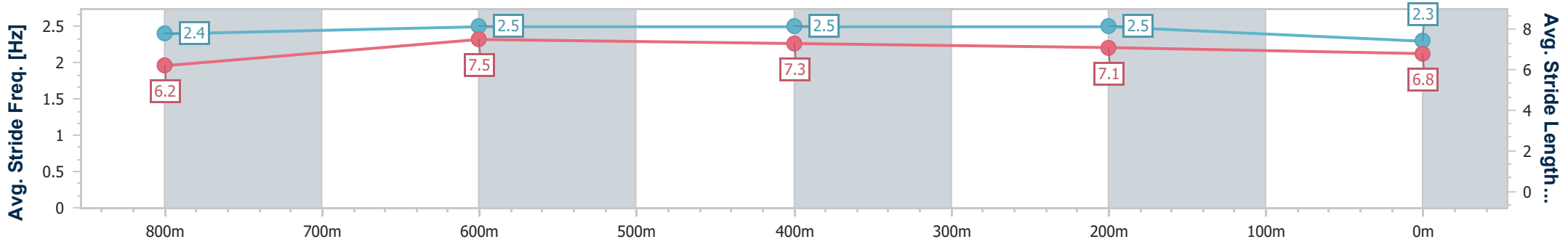
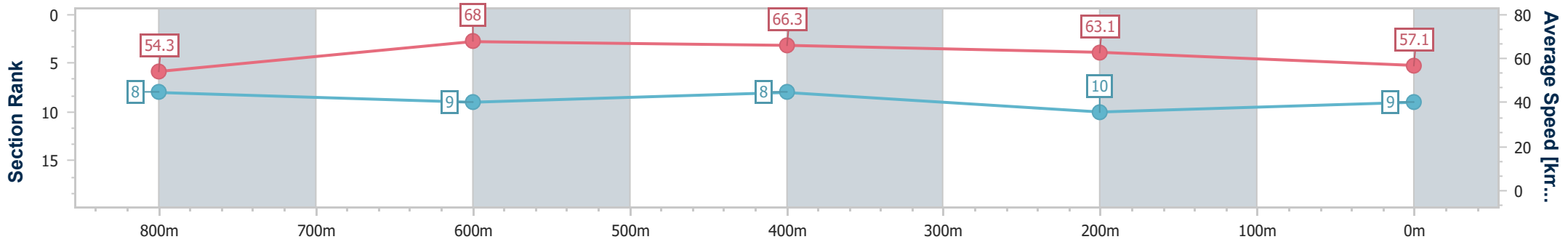


Eagle Farm QLD Professional
 Race 7: XXXX BENCHMARK 85 Handicap - 1000m
 27 April 2024 - 15:09
 Track Rating: Soft 5, Weather: Fine, Rail Position: +3m



BRISBANE
RACING CLUB

Section	Overall	800m	600m	400m	200m
Section Times	0:59.21 [9] (0:13.43)	0:45.78 [8] (0:10.77)	0:35.01 [9] (0:10.99)	0:24.02 [8] (0:11.38)	0:12.64 [10] (0:12.64)
Average Speed [km/h]	54.3	68.0	66.3	63.1	57.1
Top Speed [km/h]	68.5	68.7	67.2	66.9	60.8
Avg. Dist. to Rail [m]	7.3	3.8	2.2	7.7	6.3
Avg. Stride Freq. [Hz]	2.4	2.5	2.5	2.5	2.3
Avg. Stride Length [m]	6.2	7.5	7.3	7.1	6.8



- [] Ranking at each section and finish
- .-.- No data available at this section
- NA No data available



Horse/Jockey Name	Frilled
Final Rank	10
Fastest Section Time (Section)	0:10.68 (800m)
Top Speed [km/h] (Section)	69.1 (800m)
Race State	Finished

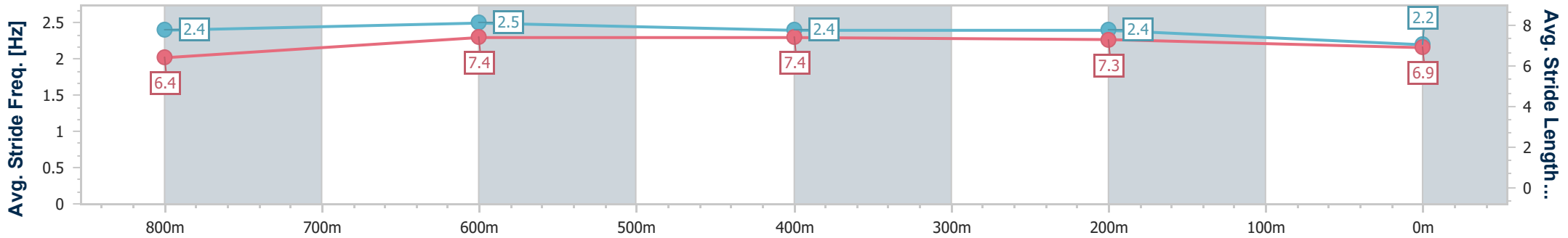
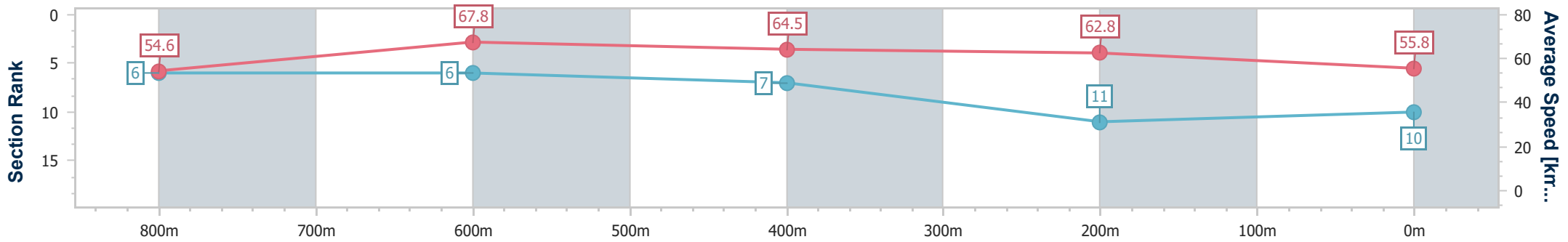


Eagle Farm QLD Professional
 Race 7: XXXX BENCHMARK 85 Handicap - 1000m
 27 April 2024 - 15:09
 Track Rating: Soft 5, Weather: Fine, Rail Position: +3m



BRISBANE
RACING CLUB

Section	Overall	800m	600m	400m	200m
Section Times	0:59.52 [10] (0:13.26)	0:46.26 [6] (0:10.68)	0:35.58 [6] (0:11.21)	0:24.37 [7] (0:11.44)	0:12.93 [11] (0:12.93)
Average Speed [km/h]	54.6	67.8	64.5	62.8	55.8
Top Speed [km/h]	69.0	69.1	66.8	64.3	60.6
Avg. Dist. to Rail [m]	4.5	1.5	0.9	4.3	2.9
Avg. Stride Freq. [Hz]	2.4	2.5	2.4	2.4	2.2
Avg. Stride Length [m]	6.4	7.4	7.4	7.3	6.9



- [] Ranking at each section and finish
- .-.- No data available at this section
- NA No data available



Horse/Jockey Name	Liquor
Final Rank	11
Fastest Section Time (Section)	0:10.51 (800m)
Top Speed [km/h] (Section)	71.1 (Overall)
Race State	Finished



Eagle Farm QLD Professional

Race 7: XXXX BENCHMARK 85 Handicap - 1000m

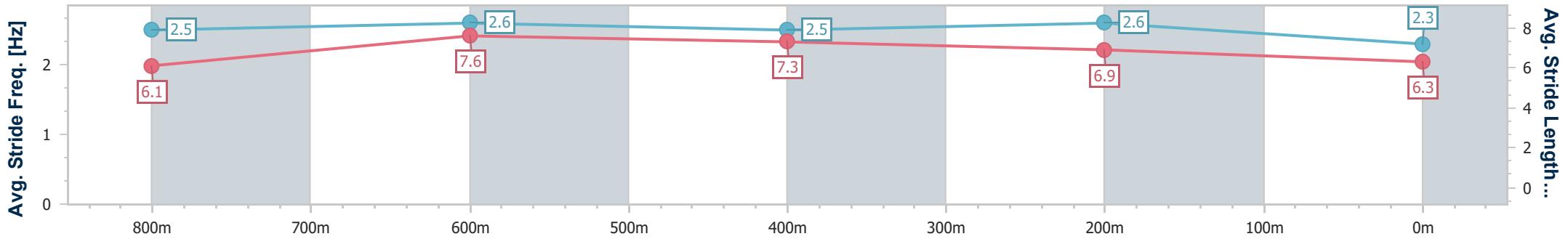
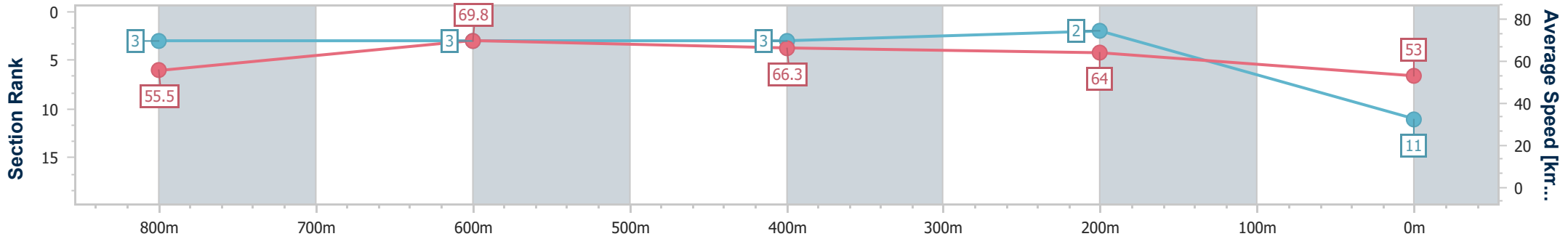
27 April 2024 - 15:09

Track Rating: Soft 5, Weather: Fine, Rail Position: +3m



BRISBANE RACING CLUB

Section	Overall	800m	600m	400m	200m
Section Times	0:59.54 [11] (0:13.22)	0:46.32 [3] (0:10.51)	0:35.81 [3] (0:10.98)	0:24.83 [3] (0:11.23)	0:13.60 [2] (0:13.60)
Average Speed [km/h]	55.5	69.8	66.3	64.0	53.0
Top Speed [km/h]	71.1	70.9	67.6	66.7	60.7
Avg. Dist. to Rail [m]	10.5	4.3	2.0	5.9	4.5
Avg. Stride Freq. [Hz]	2.5	2.6	2.5	2.6	2.3
Avg. Stride Length [m]	6.1	7.6	7.3	6.9	6.3



- [] Ranking at each section and finish
- .-.-.- No data available at this section
- NA No data available



Horse/Jockey Name	Greyworm
Final Rank	12
Fastest Section Time (Section)	0:10.77 (800m)
Top Speed [km/h] (Section)	70.5 (Overall)
Race State	Finished



Eagle Farm QLD Professional

Race 7: XXXX BENCHMARK 85 Handicap - 1000m

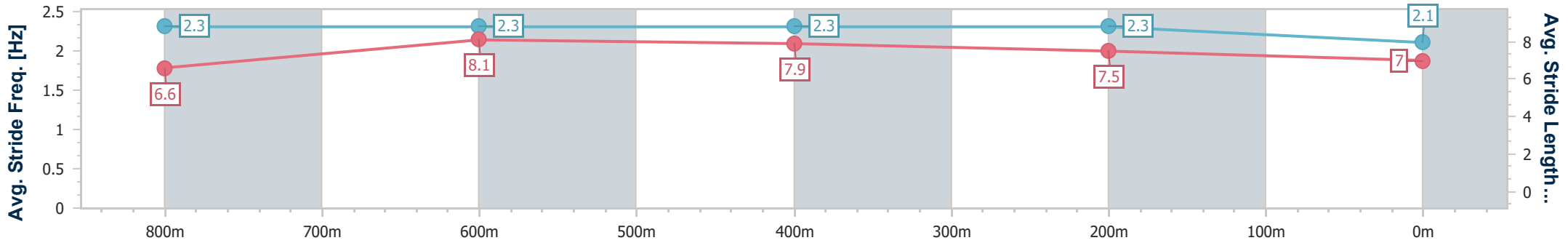
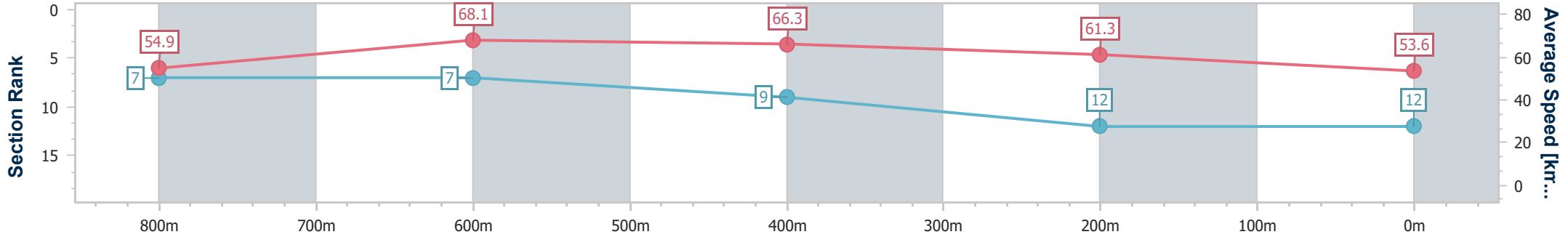
27 April 2024 - 15:09

Track Rating: Soft 5, Weather: Fine, Rail Position: +3m



BRISBANE RACING CLUB

Section	Overall	800m	600m	400m	200m
Section Times	1:00.42 [12] (0:13.36)	0:47.06 [7] (0:10.77)	0:36.29 [7] (0:11.12)	0:25.17 [9] (0:11.76)	0:13.41 [12] (0:13.41)
Average Speed [km/h]	54.9	68.1	66.3	61.3	53.6
Top Speed [km/h]	70.5	70.3	67.3	64.8	58.0
Avg. Dist. to Rail [m]	11.6	4.1	4.7	9.0	5.8
Avg. Stride Freq. [Hz]	2.3	2.3	2.3	2.3	2.1
Avg. Stride Length [m]	6.6	8.1	7.9	7.5	7.0



- [] Ranking at each section and finish
- .-.- No data available at this section
- NA No data available