



Eagle Farm QLD Professional

Race 8: MORETON HIRE BRISBANE MILE QUALITY Handicap - 1600m

27 April 2024 - 15:48



BRISBANE
RACING CLUB

Track Rating: Soft 5, Weather: Fine, Rail Position: +3m

Section	Field Times	Overall	1400m	1200m	1000m	800m	600m	400m	Last 600m				
		1:35.92 (0:13.66)	1:22.26 (0:10.97)	1:11.29 (0:11.38)	0:59.91 (0:12.16)	0:47.75 (0:12.14)	0:35.61 (0:11.90)	0:23.71 (0:11.83)	0:35.61				
Rank	TAB Horse/Jockey	Barrier	Top Speed [km/h]	Fastest Section					Distance Travelled [m]				
1	2 MIGHTY ULYSSES Ryan Maloney	13	65.6 400m	0:11.20 400m	1:35.92 [1] (0:14.61)	1:21.31 [11] (0:11.51)	1:09.80 [11] (0:11.68)	0:58.12 [10] (0:12.00)	0:46.12 [10] (0:11.59)	0:34.53 [10] (0:11.45)	0:23.08 [8] (0:11.20)	0:34.53	
2	1 JIMI HENDRIX Damien Thornton	6	64.4 1400m	0:11.40 1400m	1:36.20 [2] (0:14.01)	1:22.19 [6] (0:11.40)	1:10.79 [6] (0:11.77)	0:59.02 [5] (0:11.97)	0:47.05 [6] (0:11.80)	0:35.25 [5] (0:11.63)	0:23.62 [5] (0:11.47)	0:35.25	-1
3	5 JIMMYSSTAR Robbie Dolan	7	66.5 600m	0:11.42 1400m	1:36.41 [3] (0:14.34)	1:22.07 [9] (0:11.42)	1:10.65 [8] (0:11.76)	0:58.89 [8] (0:12.11)	0:46.78 [9] (0:11.68)	0:35.10 [9] (0:11.47)	0:23.63 [7] (0:11.44)	0:35.10	+11
4	10 WAPITI Mark Du Plessis	12	63.8 1400m	0:11.43 1400m	1:36.62 [4] (0:13.87)	1:22.75 [5] (0:11.43)	1:11.32 [5] (0:11.89)	0:59.43 [6] (0:11.94)	0:47.49 [5] (0:11.85)	0:35.64 [6] (0:11.69)	0:23.95 [6] (0:11.58)	0:35.64	+4
5	6 DUNE FORTY FIVE Bailey Wheeler	10	65.2 1400m	0:11.44 1400m	1:36.74 [5] (0:14.08)	1:22.66 [7] (0:11.44)	1:11.22 [7] (0:11.85)	0:59.37 [7] (0:12.00)	0:47.37 [7] (0:11.80)	0:35.57 [7] (0:11.74)	0:23.83 [10] (0:11.53)	0:35.57	+5
6	4 WILLIAMSBURG James Orman	9	65.8 600m	0:11.38 400m	1:36.91 [6] (0:14.46)	1:22.45 [10] (0:11.64)	1:10.81 [10] (0:11.81)	0:59.00 [11] (0:12.01)	0:46.99 [11] (0:11.67)	0:35.32 [11] (0:11.53)	0:23.79 [11] (0:11.38)	0:35.32	+4
7	3 OSCAR ZULU Jim Byrne	11	66.7 1400m	0:11.01 1400m	1:36.92 [7] (0:13.77)	1:23.15 [3] (0:11.01)	1:12.14 [2] (0:11.62)	1:00.52 [2] (0:11.93)	0:48.59 [2] (0:12.04)	0:36.55 [2] (0:11.84)	0:24.71 [1] (0:11.95)	0:36.55	+0
8	13 OSTERMEIER Cejay Graham	14	64.9 400m	0:11.32 400m	1:36.92 [8] (0:14.73)	1:22.19 [12] (0:11.73)	1:10.46 [12] (0:11.77)	0:58.69 [12] (0:12.05)	0:46.64 [12] (0:11.55)	0:35.09 [12] (0:11.66)	0:23.43 [12] (0:11.32)	0:35.09	+6
9	7 LONDON BANKER Jake Bayliss	2	63.6 600m	0:11.57 1400m	1:37.00 [9] (0:14.30)	1:22.70 [8] (0:11.57)	1:11.13 [9] (0:11.72)	0:59.41 [9] (0:11.97)	0:47.44 [8] (0:11.68)	0:35.76 [8] (0:11.64)	0:24.12 [9] (0:11.68)	0:35.76	-1
10	9 OCEAN TREATY Nikita Beriman	8	66.8 1400m	0:11.11 1400m	1:37.30 [10] (0:13.68)	1:23.62 [2] (0:11.11)	1:12.51 [3] (0:11.84)	1:00.67 [3] (0:11.93)	0:48.74 [3] (0:12.02)	0:36.72 [3] (0:11.95)	0:24.77 [4] (0:11.84)	0:36.72	+5

Scratched: Gringotts (#11), Overriding (#8)

[] Ranking at each section and finish
 -:-:- No data available at this section
 NA No data available

SCN Saddle cloth number
 DNF Did not finish
 DNT Did not track



Eagle Farm QLD Professional

Race 8: MORETON HIRE BRISBANE MILE QUALITY Handicap - 1600m

27 April 2024 - 15:48



BRISBANE
RACING CLUB

Track Rating: Soft 5, Weather: Fine, Rail Position: +3m

Section		Overall	1400m	1200m	1000m	800m	600m	400m	Last 600m
Field Times		1:35.92 (0:13.66)	1:22.26 (0:10.97)	1:11.29 (0:11.38)	0:59.91 (0:12.16)	0:47.75 (0:12.14)	0:35.61 (0:11.90)	0:23.71 (0:11.83)	0:35.61

Rank	TAB	Horse/Jockey	Barrier	Top Speed [km/h]	Fastest Section	Overall	1400m	1200m	1000m	800m	600m	400m	Last 600m	Distance Travelled [m]
11	14	RUSSIAN WARRIOR Anthony Allen	5	64.9 1400m	0:11.34 1400m	1:37.38 [11] (0:13.77)	1:23.61 [4] (0:11.34)	1:12.27 [4] (0:11.85)	1:00.42 [4] (0:11.93)	0:48.49 [4] (0:11.98)	0:36.51 [4] (0:11.59)	0:24.92 [3] (0:11.91)	0:36.51	+0
12	12	AVENUE OF STARS Angela Jones	3	66.7 1400m	0:10.97 1400m	1:38.21 [12] (0:13.66)	1:24.55 [1] (0:10.97)	1:13.58 [1] (0:11.38)	1:02.20 [1] (0:12.16)	0:50.04 [1] (0:12.14)	0:37.90 [1] (0:11.92)	0:25.98 [2] (0:12.24)	0:37.90	+1

Scratched: Gringotts (#11), Overriding (#8)

[] Ranking at each section and finish
 -:-:-:- No data available at this section
 NA No data available

SCN Saddle cloth number
 DNF Did not finish
 DNT Did not track



Eagle Farm QLD Professional

Race 8: MORETON HIRE BRISBANE MILE QUALITY Handicap - 1600m

27 April 2024 - 15:48



BRISBANE
RACING CLUB

Track Rating: Soft 5, Weather: Fine, Rail Position: +3m

Section							200m			Last 600m
Field Times							0:11.88			0:35.61
							(0:11.88)			
Rank	TAB	Horse/Jockey	Barrier	Top Speed [km/h]	Fastest Section	Margin			Distance Travelled [m]	
1	2	MIGHTY ULYSSES	13	65.6	0:11.20	0:11.88 [1]	1:35.92		0:34.53	
		Ryan Maloney		400m	400m	(0:11.88)				
2	1	JIMI HENDRIX	6	64.4	0:11.40	0:12.15 [2]	0.28L		0:35.25 -1	
		Damien Thornton		1400m	1400m	(0:12.15)				
3	5	JIMMYSSTAR	7	66.5	0:11.42	0:12.19 [4]	0.21L		0:35.10 +11	
		Robbie Dolan		600m	1400m	(0:12.19)				
4	10	WAPITI	12	63.8	0:11.43	0:12.37 [5]	0.21L		0:35.64 +4	
		Mark Du Plessis		1400m	1400m	(0:12.37)				
5	6	DUNE FORTY FIVE	10	65.2	0:11.44	0:12.30 [8]	0.12L		0:35.57 +5	
		Bailey Wheeler		1400m	1400m	(0:12.30)				
6	4	WILLIAMSBURG	9	65.8	0:11.38	0:12.41 [10]	0.17L		0:35.32 +4	
		James Orman		600m	400m	(0:12.41)				
7	3	OSCAR ZULU	11	66.7	0:11.01	0:12.76 [3]	0.01L		0:36.55 +0	
		Jim Byrne		1400m	1400m	(0:12.76)				
8	13	OSTERMEIER	14	64.9	0:11.32	0:12.11 [12]	0L		0:35.09 +6	
		Cejay Graham		400m	400m	(0:12.11)				
9	7	LONDON BANKER	2	63.6	0:11.57	0:12.44 [11]	0.08L		0:35.76 -1	
		Jake Bayliss		600m	1400m	(0:12.44)				
10	9	OCEAN TREATY	8	66.8	0:11.11	0:12.93 [7]	0.3L		0:36.72 +5	
		Nikita Beriman		1400m	1400m	(0:12.93)				

Scratched: Gringotts (#11), Overriding (#8)

Report Created: Sat 27 April 2024 16:03 GMT+10 (Note: Timing is based on position data)

Page 3/16

[] Ranking at each section and finish
 -:-:- No data available at this section
 NA No data available

SCN Saddle cloth number
 DNF Did not finish
 DNT Did not track

data processed by  **TRIPLES DATA**



Eagle Farm QLD Professional

Race 8: MORETON HIRE BRISBANE MILE QUALITY Handicap - 1600m

27 April 2024 - 15:48



BRISBANE
RACING CLUB

Track Rating: Soft 5, Weather: Fine, Rail Position: +3m

Section				200m				Last 600m	
Field Times				0:11.88 (0:11.88)				0:35.61	
Rank	TAB Horse/Jockey	Barrier	Top Speed [km/h]	Fastest Section	Margin				Distance Travelled [m]
11	14 RUSSIAN WARRIOR Anthony Allen	5	64.9 1400m	0:11.34 1400m	0:13.01 [6] (0:13.01)	0.08L		0:36.51	+0
12	12 AVENUE OF STARS Angela Jones	3	66.7 1400m	0:10.97 1400m	0:13.74 [9] (0:13.74)	0.83L		0:37.90	+1

Scratched: Gringotts (#11), Overriding (#8)

[] Ranking at each section and finish
 -:-:-:- No data available at this section
 NA No data available

SCN Saddle cloth number
 DNF Did not finish
 DNT Did not track



Horse/Jockey Name	Mighty Ulysses
Final Rank	1
Fastest Section Time (Section)	0:11.20 (400m)
Top Speed [km/h] (Section)	65.6 (400m)
Race State	Finished



Eagle Farm QLD Professional
Race 8: MORETON HIRE BRISBANE MILE QUALITY Handicap - 1600m

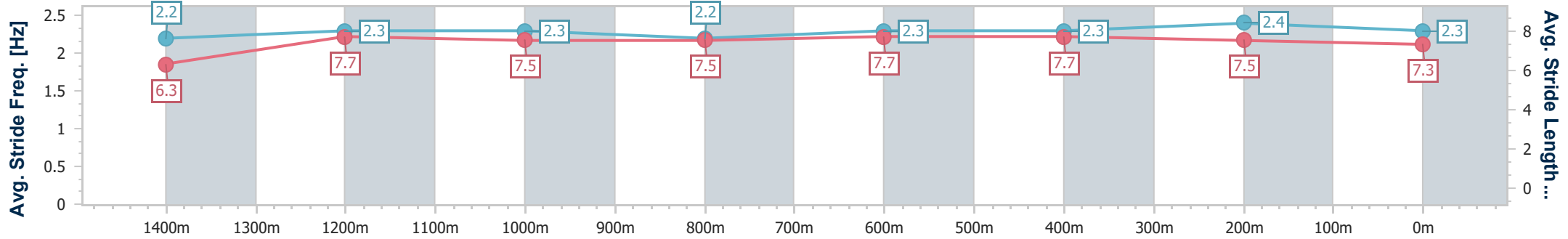
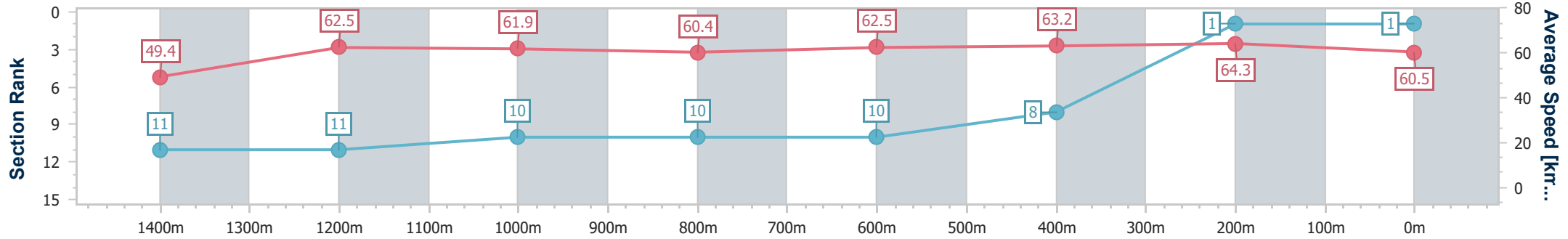
27 April 2024 - 15:48

Track Rating: Soft 5, Weather: Fine, Rail Position: +3m



BRISBANE RACING CLUB

Section	Overall	1400m	1200m	1000m	800m	600m	400m	200m
Section Times	1:35.92 [1] (0:14.61)	1:21.31 [11] (0:11.51)	1:09.80 [11] (0:11.68)	0:58.12 [10] (0:12.00)	0:46.12 [10] (0:11.59)	0:34.53 [10] (0:11.45)	0:23.08 [8] (0:11.20)	0:11.88 [1] (0:11.88)
Average Speed [km/h]	49.4	62.5	61.9	60.4	62.5	63.2	64.3	60.5
Top Speed [km/h]	62.7	63.1	63.3	62.2	62.9	64.9	65.6	63.5
Avg. Dist. to Rail [m]	9.4	1.5	1.4	1.4	1.0	1.2	3.3	1.3
Avg. Stride Freq. [Hz]	2.2	2.3	2.3	2.2	2.3	2.3	2.4	2.3
Avg. Stride Length [m]	6.3	7.7	7.5	7.5	7.7	7.7	7.5	7.3



- [] Ranking at each section and finish
- .-.- No data available at this section
- NA No data available



Horse/Jockey Name	Jimi Hendrix
Final Rank	2
Fastest Section Time (Section)	0:11.40 (1400m)
Top Speed [km/h] (Section)	64.4 (1400m)
Race State	Finished



Eagle Farm QLD Professional
Race 8: MORETON HIRE BRISBANE MILE QUALITY Handicap - 1600m

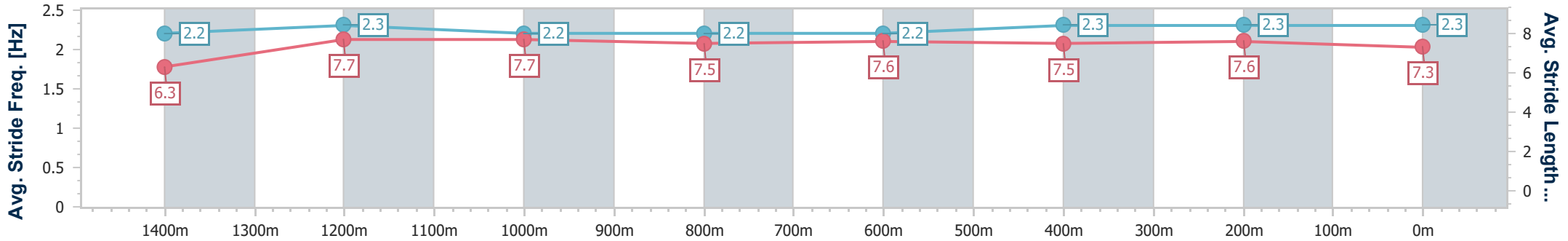
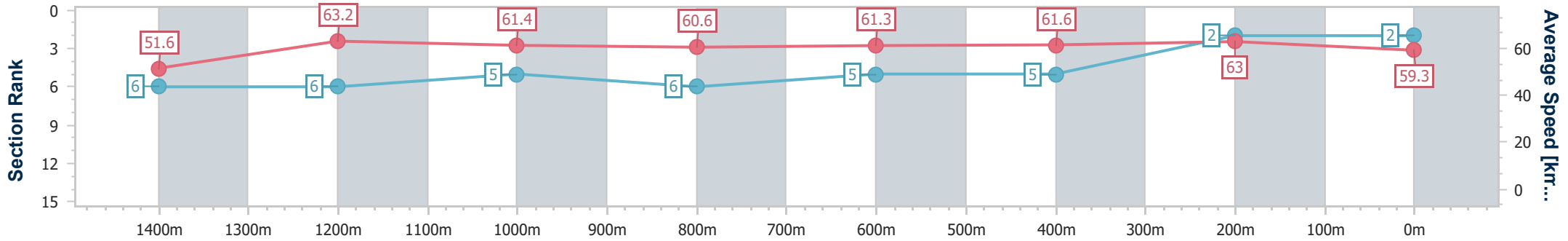


27 April 2024 - 15:48

BRISBANE RACING CLUB

Track Rating: Soft 5, Weather: Fine, Rail Position: +3m

Section	Overall	1400m	1200m	1000m	800m	600m	400m	200m
Section Times	1:36.20 [2] (0:14.01)	1:22.19 [6] (0:11.40)	1:10.79 [6] (0:11.77)	0:59.02 [5] (0:11.97)	0:47.05 [6] (0:11.80)	0:35.25 [5] (0:11.63)	0:23.62 [5] (0:11.47)	0:12.15 [2] (0:12.15)
Average Speed [km/h]	51.6	63.2	61.4	60.6	61.3	61.6	63.0	59.3
Top Speed [km/h]	63.7	64.4	62.7	61.9	62.3	63.3	63.9	61.7
Avg. Dist. to Rail [m]	5.9	2.1	2.0	1.8	0.5	0.7	2.9	2.3
Avg. Stride Freq. [Hz]	2.2	2.3	2.2	2.2	2.2	2.3	2.3	2.3
Avg. Stride Length [m]	6.3	7.7	7.7	7.5	7.6	7.5	7.6	7.3



- [] Ranking at each section and finish
- .-.- No data available at this section
- NA No data available



Horse/Jockey Name	Jimmysstar
Final Rank	3
Fastest Section Time (Section)	0:11.42 (1400m)
Top Speed [km/h] (Section)	66.5 (600m)
Race State	Finished



Eagle Farm QLD Professional
Race 8: MORETON HIRE BRISBANE MILE QUALITY Handicap - 1600m

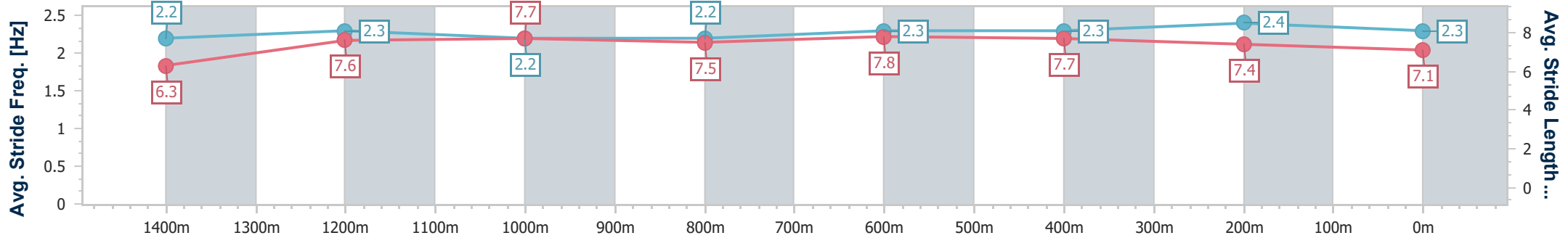
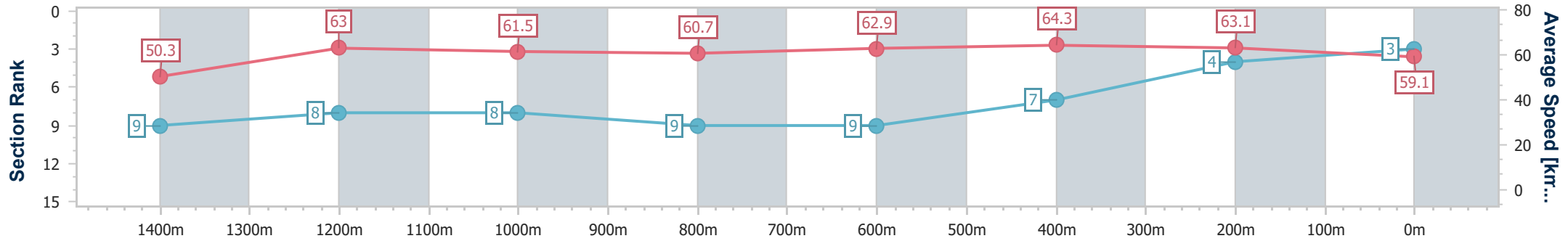
27 April 2024 - 15:48

Track Rating: Soft 5, Weather: Fine, Rail Position: +3m



BRISBANE RACING CLUB

Section	Overall	1400m	1200m	1000m	800m	600m	400m	200m
Section Times	1:36.41 [3] (0:14.34)	1:22.07 [9] (0:11.42)	1:10.65 [8] (0:11.76)	0:58.89 [8] (0:12.11)	0:46.78 [9] (0:11.68)	0:35.10 [9] (0:11.47)	0:23.63 [7] (0:11.44)	0:12.19 [4] (0:12.19)
Average Speed [km/h]	50.3	63.0	61.5	60.7	62.9	64.3	63.1	59.1
Top Speed [km/h]	63.5	64.1	63.4	61.8	63.7	66.5	64.1	62.4
Avg. Dist. to Rail [m]	5.2	2.0	2.9	4.5	4.3	5.5	10.7	8.6
Avg. Stride Freq. [Hz]	2.2	2.3	2.2	2.2	2.3	2.3	2.4	2.3
Avg. Stride Length [m]	6.3	7.6	7.7	7.5	7.8	7.7	7.4	7.1



- [] Ranking at each section and finish
- .-.- No data available at this section
- NA No data available



Horse/Jockey Name	Wapiti
Final Rank	4
Fastest Section Time (Section)	0:11.43 (1400m)
Top Speed [km/h] (Section)	63.8 (1400m)
Race State	Finished



Eagle Farm QLD Professional
Race 8: MORETON HIRE BRISBANE MILE QUALITY Handicap - 1600m

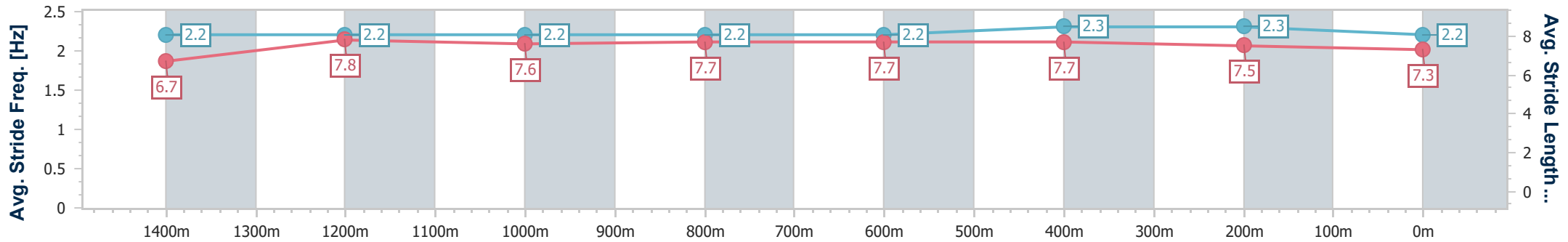
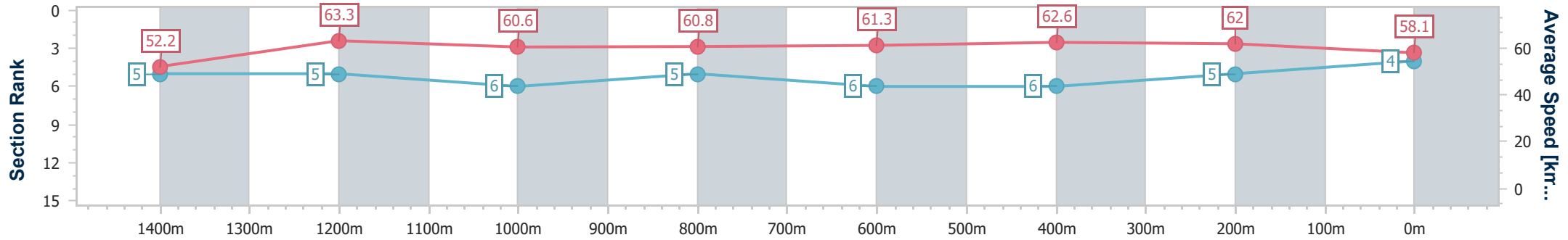
27 April 2024 - 15:48

Track Rating: Soft 5, Weather: Fine, Rail Position: +3m



BRISBANE RACING CLUB

Section	Overall	1400m	1200m	1000m	800m	600m	400m	200m
Section Times	1:36.62 [4] (0:13.87)	1:22.75 [5] (0:11.43)	1:11.32 [5] (0:11.89)	0:59.43 [6] (0:11.94)	0:47.49 [5] (0:11.85)	0:35.64 [6] (0:11.69)	0:23.95 [6] (0:11.58)	0:12.37 [5] (0:12.37)
Average Speed [km/h]	52.2	63.3	60.6	60.8	61.3	62.6	62.0	58.1
Top Speed [km/h]	63.4	63.8	62.2	61.8	62.2	63.0	63.6	61.3
Avg. Dist. to Rail [m]	10.4	3.2	2.9	2.0	1.8	2.9	6.8	6.3
Avg. Stride Freq. [Hz]	2.2	2.2	2.2	2.2	2.2	2.3	2.3	2.2
Avg. Stride Length [m]	6.7	7.8	7.6	7.7	7.7	7.7	7.5	7.3



- [] Ranking at each section and finish
- .-.- No data available at this section
- NA No data available



Horse/Jockey Name	Dune Forty Five
Final Rank	5
Fastest Section Time (Section)	0:11.44 (1400m)
Top Speed [km/h] (Section)	65.2 (1400m)
Race State	Finished



Eagle Farm QLD Professional
Race 8: MORETON HIRE BRISBANE MILE QUALITY Handicap - 1600m

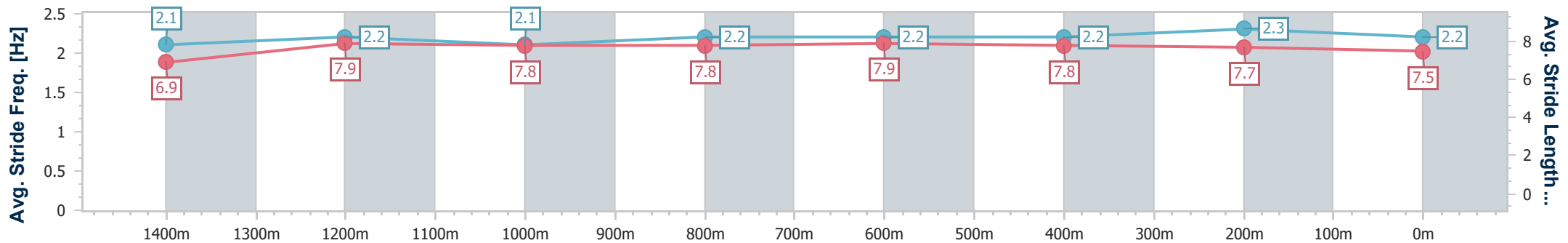
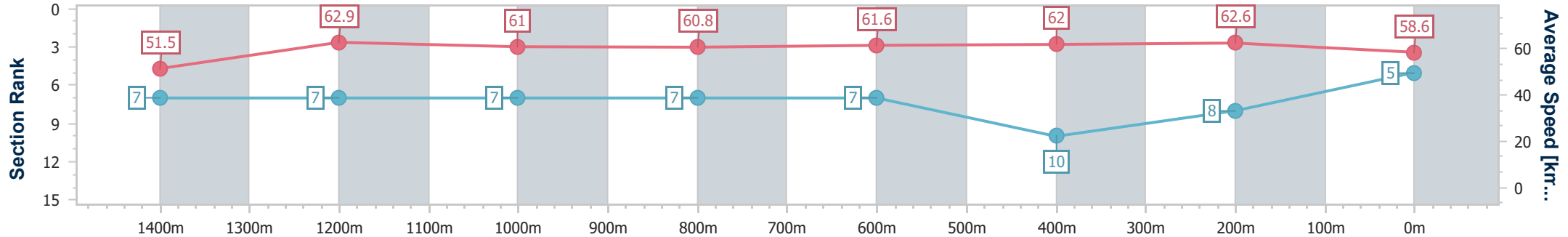
27 April 2024 - 15:48

Track Rating: Soft 5, Weather: Fine, Rail Position: +3m



BRISBANE RACING CLUB

Section	Overall	1400m	1200m	1000m	800m	600m	400m	200m
Section Times	1:36.74 [5] (0:14.08)	1:22.66 [7] (0:11.44)	1:11.22 [7] (0:11.85)	0:59.37 [7] (0:12.00)	0:47.37 [7] (0:11.80)	0:35.57 [7] (0:11.74)	0:23.83 [10] (0:11.53)	0:12.30 [8] (0:12.30)
Average Speed [km/h]	51.5	62.9	61.0	60.8	61.6	62.0	62.6	58.6
Top Speed [km/h]	65.0	65.2	62.5	62.5	62.2	62.7	64.2	60.6
Avg. Dist. to Rail [m]	8.3	2.1	2.7	2.9	1.9	2.2	9.1	10.1
Avg. Stride Freq. [Hz]	2.1	2.2	2.1	2.2	2.2	2.2	2.3	2.2
Avg. Stride Length [m]	6.9	7.9	7.8	7.8	7.9	7.8	7.7	7.5



- [] Ranking at each section and finish
- .-.- No data available at this section
- NA No data available



Horse/Jockey Name	Williamsburg
Final Rank	6
Fastest Section Time (Section)	0:11.38 (400m)
Top Speed [km/h] (Section)	65.8 (600m)
Race State	Finished



Eagle Farm QLD Professional
Race 8: MORETON HIRE BRISBANE MILE QUALITY Handicap - 1600m

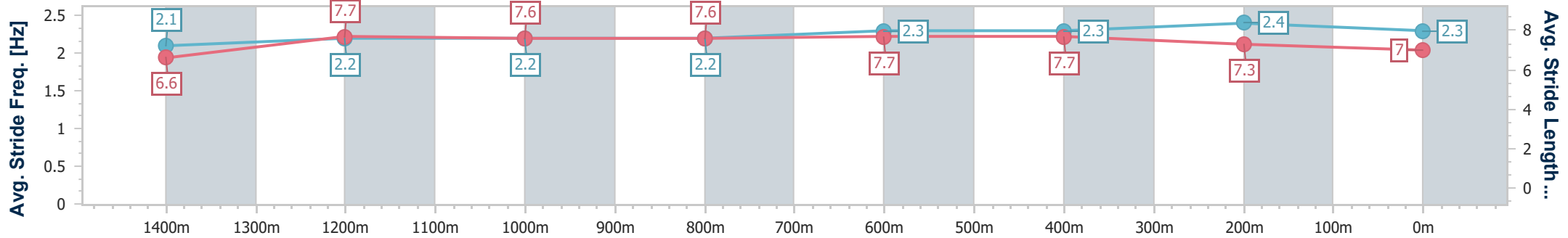
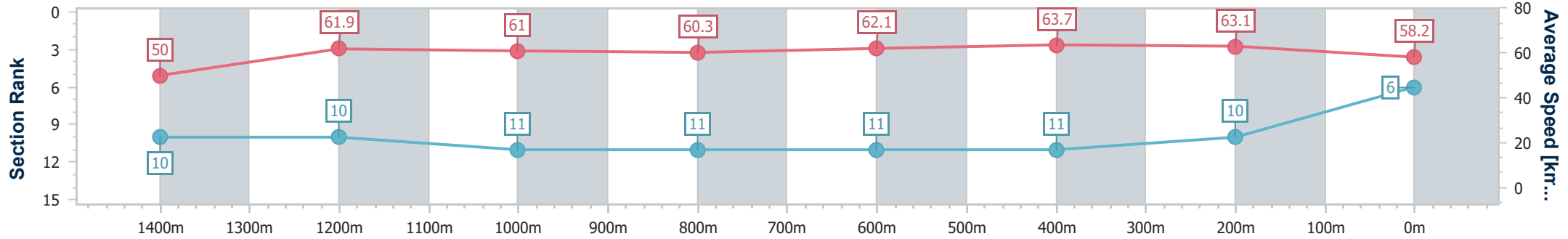
27 April 2024 - 15:48

Track Rating: Soft 5, Weather: Fine, Rail Position: +3m



BRISBANE RACING CLUB

Section	Overall	1400m	1200m	1000m	800m	600m	400m	200m
Section Times	1:36.91 [6] (0:14.46)	1:22.45 [10] (0:11.64)	1:10.81 [10] (0:11.81)	0:59.00 [11] (0:12.01)	0:46.99 [11] (0:11.67)	0:35.32 [11] (0:11.53)	0:23.79 [11] (0:11.38)	0:12.41 [10] (0:12.41)
Average Speed [km/h]	50.0	61.9	61.0	60.3	62.1	63.7	63.1	58.2
Top Speed [km/h]	61.2	62.6	62.9	62.2	63.1	65.8	65.8	61.3
Avg. Dist. to Rail [m]	6.6	1.7	1.0	1.3	1.7	3.9	11.9	11.6
Avg. Stride Freq. [Hz]	2.1	2.2	2.2	2.2	2.3	2.3	2.4	2.3
Avg. Stride Length [m]	6.6	7.7	7.6	7.6	7.7	7.7	7.3	7.0



- [] Ranking at each section and finish
- .-.- No data available at this section
- NA No data available



Horse/Jockey Name	Oscar Zulu
Final Rank	7
Fastest Section Time (Section)	0:11.01 (1400m)
Top Speed [km/h] (Section)	66.7 (1400m)
Race State	Finished



Eagle Farm QLD Professional
Race 8: MORETON HIRE BRISBANE MILE QUALITY Handicap - 1600m

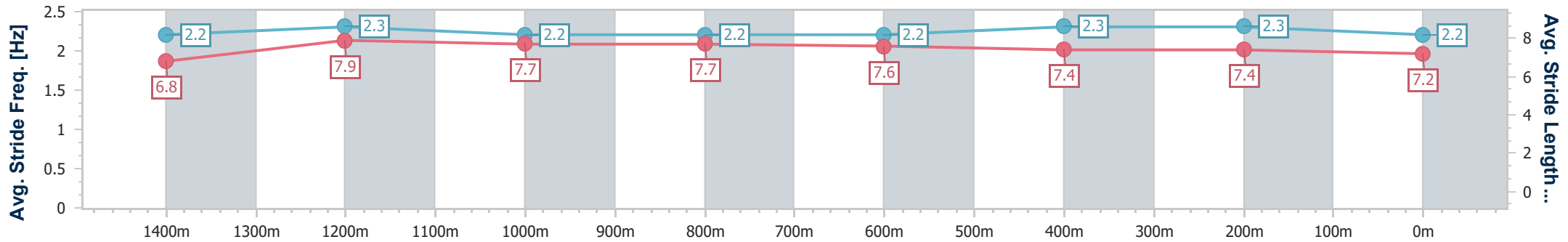
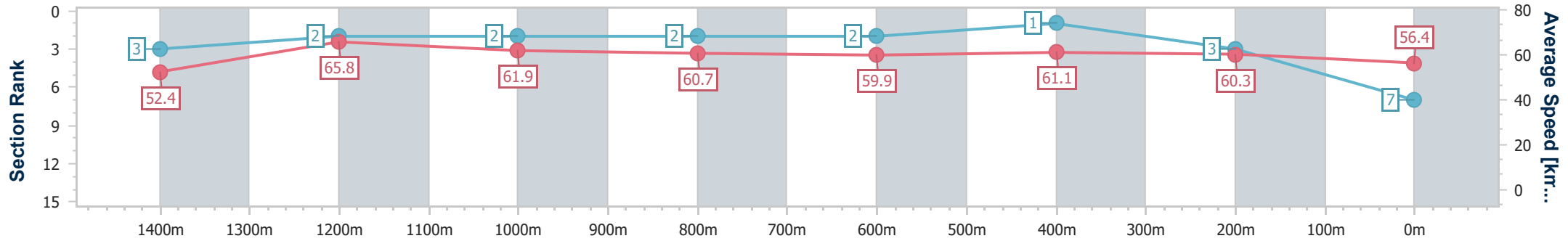
27 April 2024 - 15:48

Track Rating: Soft 5, Weather: Fine, Rail Position: +3m



BRISBANE RACING CLUB

Section	Overall	1400m	1200m	1000m	800m	600m	400m	200m
Section Times	1:36.92 [7] (0:13.77)	1:23.15 [3] (0:11.01)	1:12.14 [2] (0:11.62)	1:00.52 [2] (0:11.93)	0:48.59 [2] (0:12.04)	0:36.55 [2] (0:11.84)	0:24.71 [1] (0:11.95)	0:12.76 [3] (0:12.76)
Average Speed [km/h]	52.4	65.8	61.9	60.7	59.9	61.1	60.3	56.4
Top Speed [km/h]	65.0	66.7	64.8	61.4	60.5	61.9	62.1	58.6
Avg. Dist. to Rail [m]	9.4	3.6	2.5	1.1	0.3	0.9	5.1	4.5
Avg. Stride Freq. [Hz]	2.2	2.3	2.2	2.2	2.2	2.3	2.3	2.2
Avg. Stride Length [m]	6.8	7.9	7.7	7.7	7.6	7.4	7.4	7.2



- [] Ranking at each section and finish
- .-.- No data available at this section
- NA No data available



Horse/Jockey Name	Ostermeier
Final Rank	8
Fastest Section Time (Section)	0:11.32 (400m)
Top Speed [km/h] (Section)	64.9 (400m)
Race State	Finished



Eagle Farm QLD Professional
Race 8: MORETON HIRE BRISBANE MILE QUALITY Handicap - 1600m

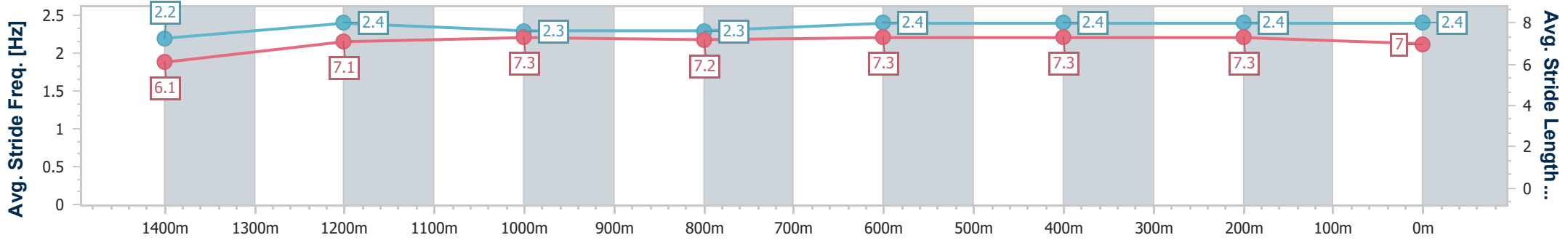
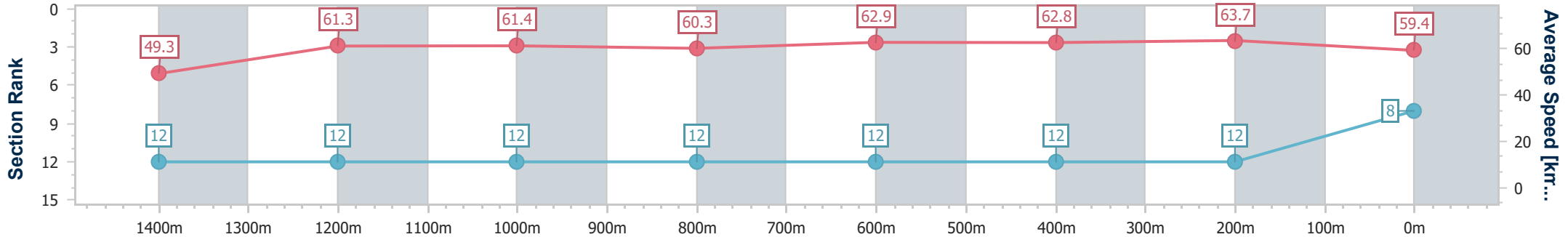
27 April 2024 - 15:48

Track Rating: Soft 5, Weather: Fine, Rail Position: +3m



BRISBANE RACING CLUB

Section	Overall	1400m	1200m	1000m	800m	600m	400m	200m
Section Times	1:36.92 [8] (0:14.73)	1:22.19 [12] (0:11.73)	1:10.46 [12] (0:11.77)	0:58.69 [12] (0:12.05)	0:46.64 [12] (0:11.55)	0:35.09 [12] (0:11.66)	0:23.43 [12] (0:11.32)	0:12.11 [12] (0:12.11)
Average Speed [km/h]	49.3	61.3	61.4	60.3	62.9	62.8	63.7	59.4
Top Speed [km/h]	60.5	62.1	62.6	62.7	64.0	64.3	64.9	61.3
Avg. Dist. to Rail [m]	11.6	3.1	2.9	1.9	1.8	3.7	10.9	11.3
Avg. Stride Freq. [Hz]	2.2	2.4	2.3	2.3	2.4	2.4	2.4	2.4
Avg. Stride Length [m]	6.1	7.1	7.3	7.2	7.3	7.3	7.3	7.0



- [] Ranking at each section and finish
- .-.- No data available at this section
- NA No data available



Horse/Jockey Name	London Banker
Final Rank	9
Fastest Section Time (Section)	0:11.57 (1400m)
Top Speed [km/h] (Section)	63.6 (600m)
Race State	Finished



Eagle Farm QLD Professional
Race 8: MORETON HIRE BRISBANE MILE QUALITY Handicap - 1600m

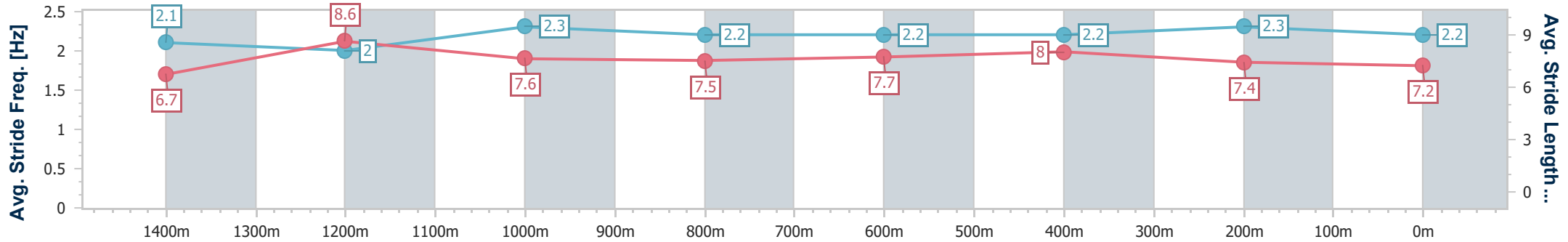
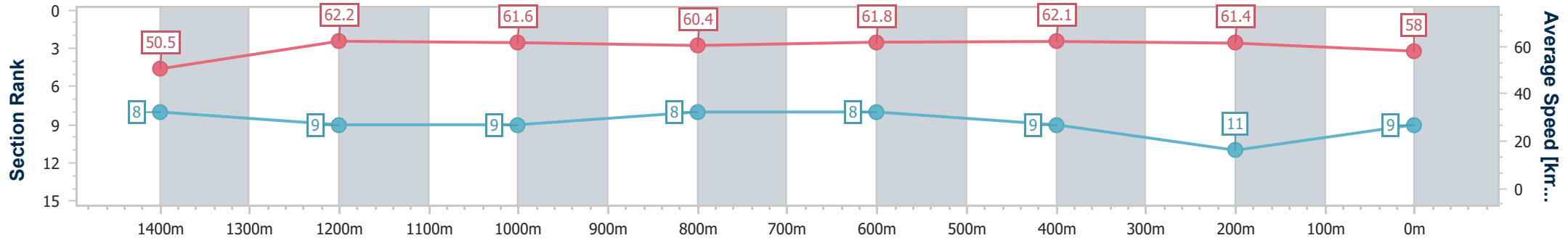


27 April 2024 - 15:48

BRISBANE RACING CLUB

Track Rating: Soft 5, Weather: Fine, Rail Position: +3m

Section	Overall	1400m	1200m	1000m	800m	600m	400m	200m
Section Times	1:37.00 [9] (0:14.30)	1:22.70 [8] (0:11.57)	1:11.13 [9] (0:11.72)	0:59.41 [9] (0:11.97)	0:47.44 [8] (0:11.68)	0:35.76 [8] (0:11.64)	0:24.12 [9] (0:11.68)	0:12.44 [11] (0:12.44)
Average Speed [km/h]	50.5	62.2	61.6	60.4	61.8	62.1	61.4	58.0
Top Speed [km/h]	62.4	63.2	62.7	62.0	63.0	63.6	62.5	60.9
Avg. Dist. to Rail [m]	3.1	1.6	1.6	1.1	0.3	0.9	3.8	3.4
Avg. Stride Freq. [Hz]	2.1	2.0	2.3	2.2	2.2	2.2	2.3	2.2
Avg. Stride Length [m]	6.7	8.6	7.6	7.5	7.7	8.0	7.4	7.2



- [] Ranking at each section and finish
- .-.- No data available at this section
- NA No data available



Horse/Jockey Name	Ocean Treaty
Final Rank	10
Fastest Section Time (Section)	0:11.11 (1400m)
Top Speed [km/h] (Section)	66.8 (1400m)
Race State	Finished



Eagle Farm QLD Professional
Race 8: MORETON HIRE BRISBANE MILE QUALITY Handicap - 1600m

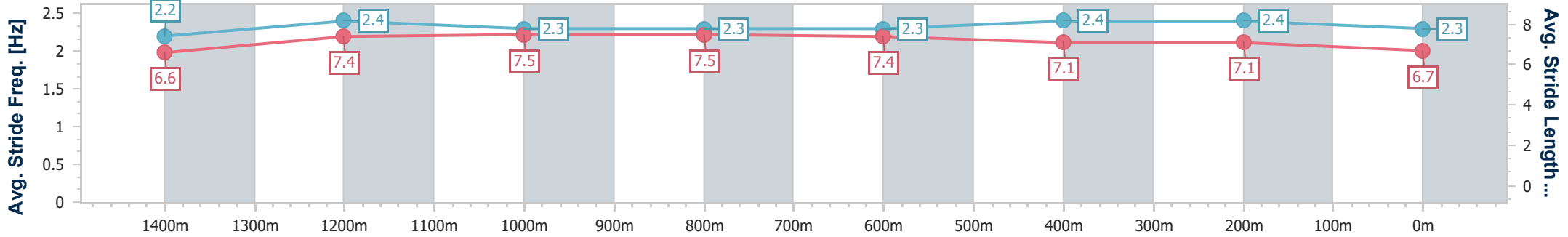
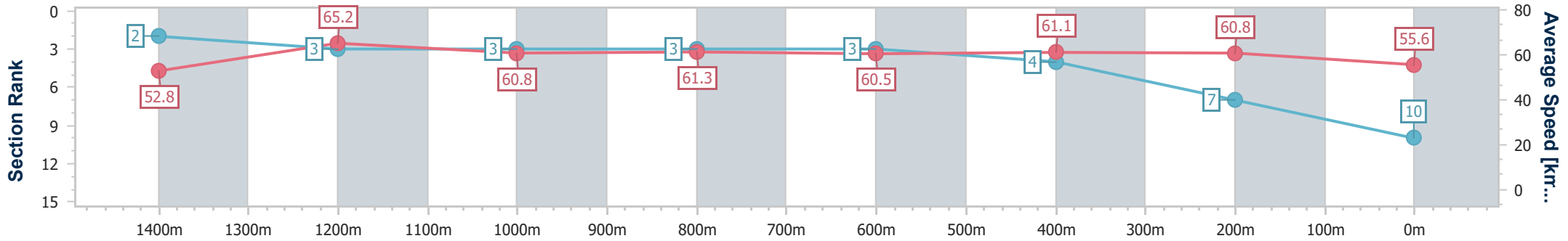


27 April 2024 - 15:48

BRISBANE RACING CLUB

Track Rating: Soft 5, Weather: Fine, Rail Position: +3m

Section	Overall	1400m	1200m	1000m	800m	600m	400m	200m
Section Times	1:37.30 [10] (0:13.68)	1:23.62 [2] (0:11.11)	1:12.51 [3] (0:11.84)	1:00.67 [3] (0:11.93)	0:48.74 [3] (0:12.02)	0:36.72 [3] (0:11.95)	0:24.77 [4] (0:11.84)	0:12.93 [7] (0:12.93)
Average Speed [km/h]	52.8	65.2	60.8	61.3	60.5	61.1	60.8	55.6
Top Speed [km/h]	64.7	66.8	62.1	62.1	61.2	62.7	61.9	59.2
Avg. Dist. to Rail [m]	6.8	3.2	3.7	3.3	2.0	3.0	6.0	4.3
Avg. Stride Freq. [Hz]	2.2	2.4	2.3	2.3	2.3	2.4	2.4	2.3
Avg. Stride Length [m]	6.6	7.4	7.5	7.5	7.4	7.1	7.1	6.7



- [] Ranking at each section and finish
- .-.- No data available at this section
- NA No data available



Horse/Jockey Name	Russian Warrior
Final Rank	11
Fastest Section Time (Section)	0:11.34 (1400m)
Top Speed [km/h] (Section)	64.9 (1400m)
Race State	Finished



Eagle Farm QLD Professional
Race 8: MORETON HIRE BRISBANE MILE QUALITY Handicap - 1600m

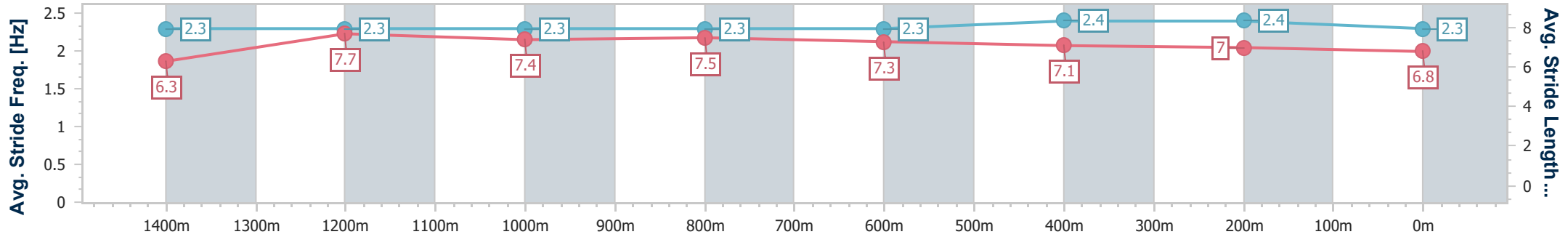
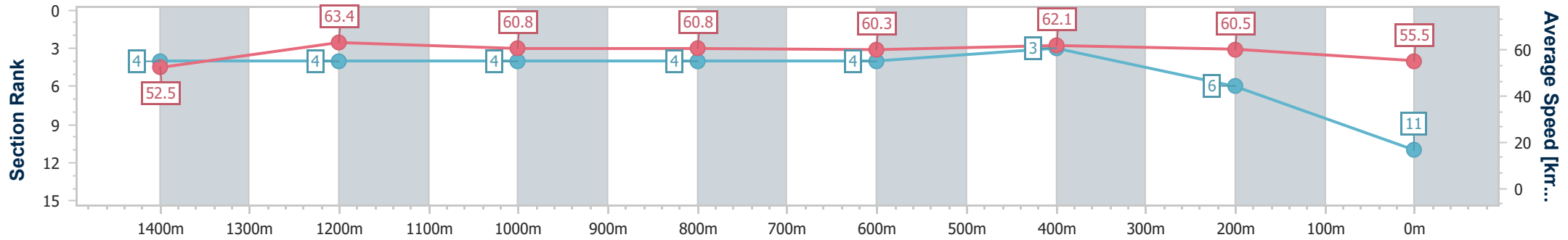
27 April 2024 - 15:48

Track Rating: Soft 5, Weather: Fine, Rail Position: +3m



BRISBANE RACING CLUB

Section	Overall	1400m	1200m	1000m	800m	600m	400m	200m
Section Times	1:37.38 [11] (0:13.77)	1:23.61 [4] (0:11.34)	1:12.27 [4] (0:11.85)	1:00.42 [4] (0:11.93)	0:48.49 [4] (0:11.98)	0:36.51 [4] (0:11.59)	0:24.92 [3] (0:11.91)	0:13.01 [6] (0:13.01)
Average Speed [km/h]	52.5	63.4	60.8	60.8	60.3	62.1	60.5	55.5
Top Speed [km/h]	64.7	64.9	62.3	61.7	61.6	63.8	62.4	59.4
Avg. Dist. to Rail [m]	4.2	0.6	1.5	1.4	0.5	0.9	6.1	6.5
Avg. Stride Freq. [Hz]	2.3	2.3	2.3	2.3	2.3	2.4	2.4	2.3
Avg. Stride Length [m]	6.3	7.7	7.4	7.5	7.3	7.1	7.0	6.8



- [] Ranking at each section and finish
- .-.- No data available at this section
- NA No data available



Horse/Jockey Name	Avenue Of Stars
Final Rank	12
Fastest Section Time (Section)	0:10.97 (1400m)
Top Speed [km/h] (Section)	66.7 (1400m)
Race State	Finished



Eagle Farm QLD Professional
Race 8: MORETON HIRE BRISBANE MILE QUALITY Handicap - 1600m

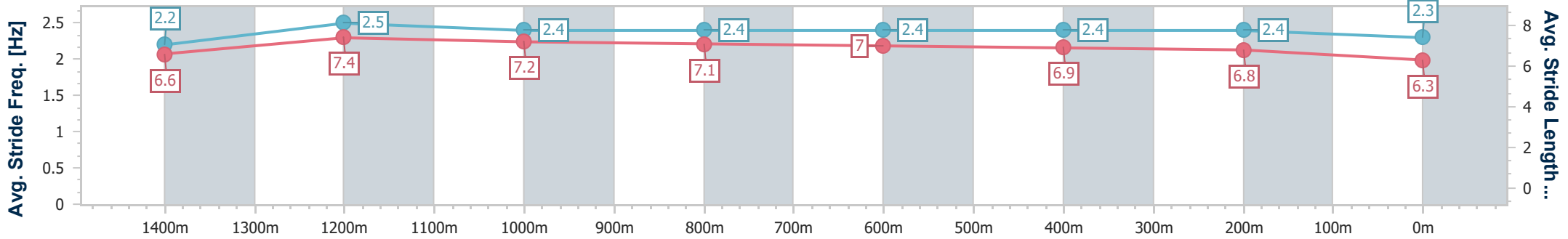
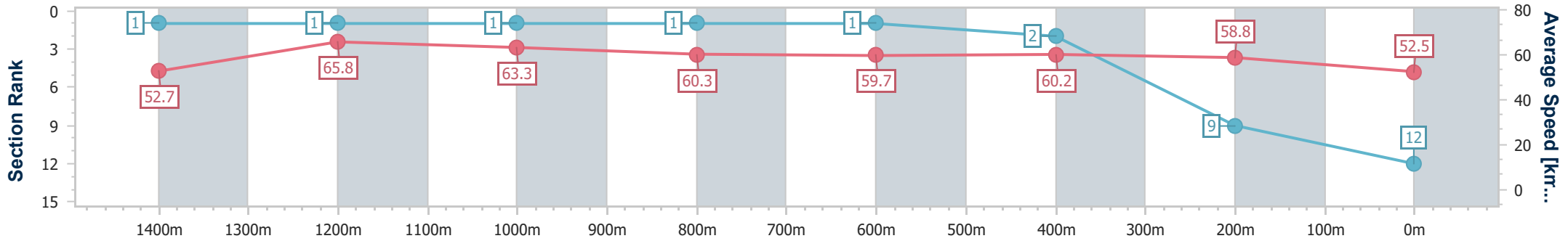


27 April 2024 - 15:48

BRISBANE RACING CLUB

Track Rating: Soft 5, Weather: Fine, Rail Position: +3m

Section	Overall	1400m	1200m	1000m	800m	600m	400m	200m
Section Times	1:38.21 [12] (0:13.66)	1:24.55 [1] (0:10.97)	1:13.58 [1] (0:11.38)	1:02.20 [1] (0:12.16)	0:50.04 [1] (0:12.14)	0:37.90 [1] (0:11.92)	0:25.98 [2] (0:12.24)	0:13.74 [9] (0:13.74)
Average Speed [km/h]	52.7	65.8	63.3	60.3	59.7	60.2	58.8	52.5
Top Speed [km/h]	66.7	66.7	66.2	61.1	60.7	61.3	60.9	56.9
Avg. Dist. to Rail [m]	3.9	1.8	2.3	3.3	1.5	0.6	0.9	0.4
Avg. Stride Freq. [Hz]	2.2	2.5	2.4	2.4	2.4	2.4	2.4	2.3
Avg. Stride Length [m]	6.6	7.4	7.2	7.1	7.0	6.9	6.8	6.3



- [] Ranking at each section and finish
- .-.- No data available at this section
- NA No data available