



Toowoomba QLD Professional
Race 2: GOLLAN RACING PRESENTS THE DARRYL GOLLAN
MEMORIAL QTIS Two-Year-Old Maiden Handicap - 1200m
27 April 2024 - 17:52



Track Rating: Good 4, Weather: Fine, Rail Position: True

Section		Overall	1000m	800m	600m	400m	200m	Last 600m					
Field Times		1:13.48 (0:13.29)	1:00.19 (0:10.92)	0:49.27 (0:11.70)	0:37.57 (0:12.20)	0:25.37 (0:12.56)	0:12.81 (0:12.81)	0:37.57					
Rank	TAB Horse/Jockey	Barrier	Top Speed [km/h]	Fastest Section	Margin							Distance Travelled [m]	
1	1 BOOMTOWN BOSS Emily Lang	13	69.7	0:10.87	1:13.48 [1] (0:13.34)	1:00.14 [3] (0:10.87)	0:49.27 [1] (0:11.70)	0:37.57 [1] (0:12.20)	0:25.37 [1] (0:12.56)	0:12.81 [1] (0:12.81)	1:13.48	0:37.57	
2	12 PROPOSE Les Tilley	9	66.6	0:11.17	1:13.66 [2] (0:13.73)	0:59.93 [6] (0:11.17)	0:48.76 [6] (0:11.64)	0:37.12 [5] (0:12.19)	0:24.93 [5] (0:12.37)	0:12.56 [3] (0:12.56)	1L	0:37.12	+5
3	5 MISSION POSSIBLE Adin Thompson	3	65.5	0:11.33	1:14.13 [3] (0:14.41)	0:59.72 [9] (0:11.33)	0:48.39 [9] (0:11.36)	0:37.03 [8] (0:12.00)	0:25.03 [8] (0:12.19)	0:12.84 [4] (0:12.84)	3.8L	0:37.03	+2
4	6 ORIENTE Nozi Tomizawa	12	69.5	0:10.95	1:14.22 [4] (0:13.33)	1:00.89 [2] (0:10.95)	0:49.94 [3] (0:11.87)	0:38.07 [2] (0:12.21)	0:25.86 [2] (0:12.72)	0:13.14 [2] (0:13.14)	4.3L	0:38.07	+0
5	9 CHAMPAGNE TOWER Alisha Donald	1	69.8	0:10.89	1:14.42 [5] (0:13.71)	1:00.71 [5] (0:10.89)	0:49.82 [5] (0:11.97)	0:37.85 [6] (0:12.41)	0:25.44 [6] (0:12.60)	0:12.84 [7] (0:12.84)	5.3L	0:37.85	-3
6	7 MISHANI EXPRESS Jake Molloy	7	69.3	0:10.94	1:15.01 [6] (0:13.29)	1:01.72 [1] (0:10.94)	0:50.78 [2] (0:11.98)	0:38.80 [3] (0:12.41)	0:26.39 [3] (0:12.95)	0:13.44 [6] (0:13.44)	8.6L	0:38.80	-1
7	2 FOOLSAY Georgina Cartwright	2	68.3	0:10.93	1:15.02 [7] (0:13.61)	1:01.41 [4] (0:10.93)	0:50.48 [4] (0:11.81)	0:38.67 [4] (0:12.32)	0:26.35 [4] (0:12.88)	0:13.47 [5] (0:13.47)	8.7L	0:38.67	+1
8	13 SHE'S SO SLIPPERY Karl Zechner	4	65.7	0:11.53	1:15.22 [8] (0:13.73)	1:01.49 [7] (0:11.53)	0:49.96 [8] (0:11.91)	0:38.05 [9] (0:12.37)	0:25.68 [9] (0:12.66)	0:13.02 [9] (0:13.02)	9.7L	0:38.05	+2
9	8 MISHANI HUNTER Luke Tarrant	6	66.0	0:11.00	1:15.62 [9] (0:14.08)	1:01.54 [8] (0:11.00)	0:50.54 [7] (0:11.56)	0:38.98 [7] (0:12.35)	0:26.63 [7] (0:12.75)	0:13.88 [8] (0:13.88)	12L	0:38.98	+1

Scratched: Hokitika (#3), Kaluakoi (#4), Neo Raider (#11), Moonlight Dream (#10)



Horse/Jockey Name	Boomtown Boss
Final Rank	1
Fastest Section Time (Section)	0:10.87 (1000m)
Top Speed [km/h] (Section)	69.7 (Overall)
Race State	Finished



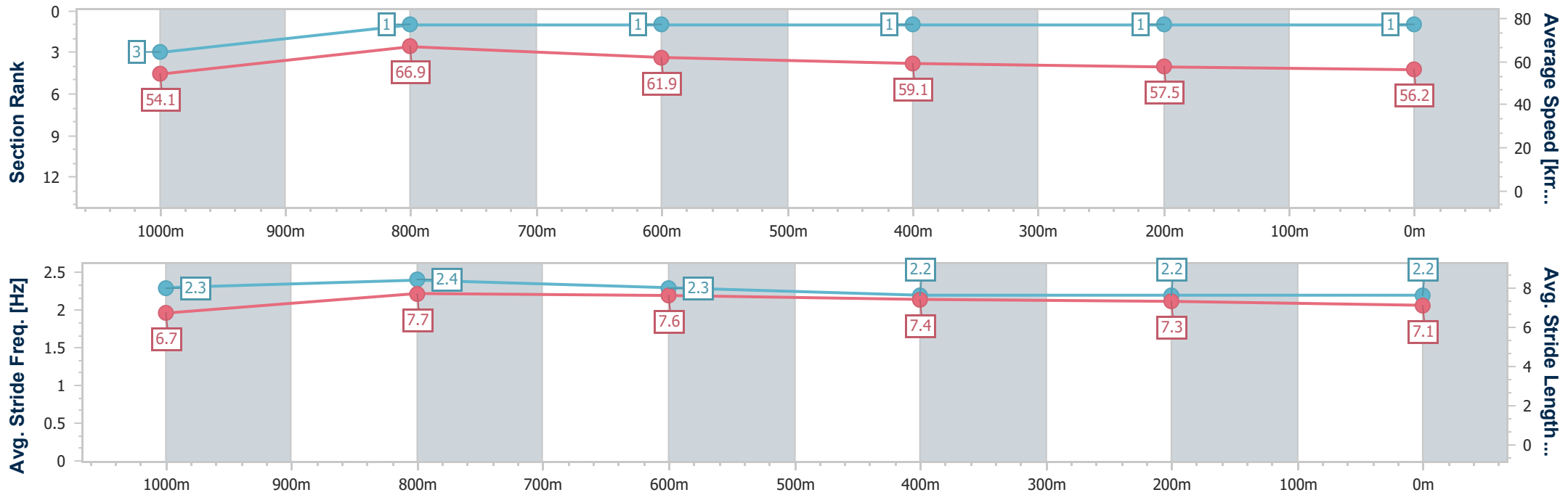
Toowoomba QLD Professional
 Race 2: GOLLAN RACING PRESENTS THE DARRYL GOLLAN
 MEMORIAL QTIS Two-Year-Old Maiden Handicap - 1200m



27 April 2024 - 17:52

Track Rating: Good 4, Weather: Fine, Rail Position: True

Section	Overall	1000m	800m	600m	400m	200m
Section Times	1:13.48 [1] (0:13.34)	1:00.14 [3] (0:10.87)	0:49.27 [1] (0:11.70)	0:37.57 [1] (0:12.20)	0:25.37 [1] (0:12.56)	0:12.81 [1] (0:12.81)
Average Speed [km/h]	54.1	66.9	61.9	59.1	57.5	56.2
Top Speed [km/h]	69.7	69.4	64.1	60.2	58.9	57.0
Avg. Dist. to Rail [m]	8.1	3.9	1.4	0.4	1.0	0.3
Avg. Stride Freq. [Hz]	2.3	2.4	2.3	2.2	2.2	2.2
Avg. Stride Length [m]	6.7	7.7	7.6	7.4	7.3	7.1



- [] Ranking at each section and finish
- .-.- No data available at this section
- NA No data available



Horse/Jockey Name	Propose
Final Rank	2
Fastest Section Time (Section)	0:11.17 (1000m)
Top Speed [km/h] (Section)	66.6 (Overall)
Race State	Finished



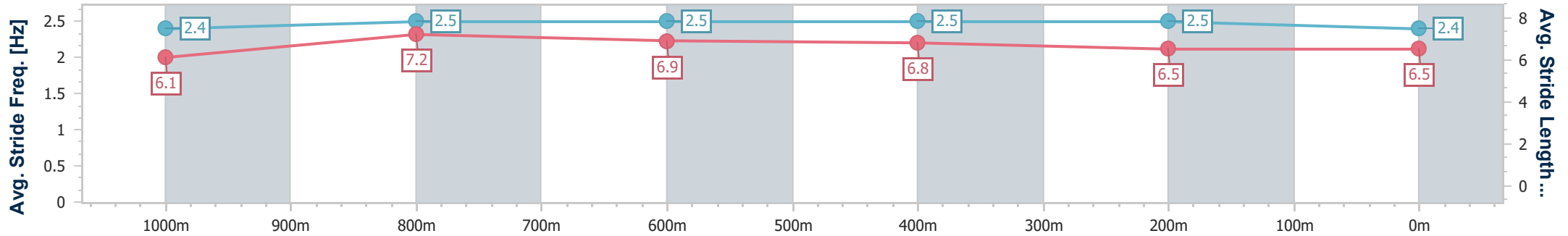
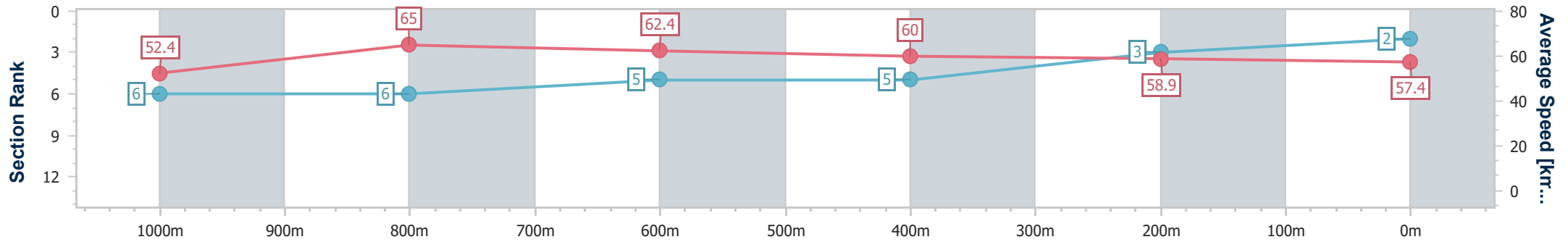
Toowoomba QLD Professional
 Race 2: GOLLAN RACING PRESENTS THE DARRYL GOLLAN
 MEMORIAL QTIS Two-Year-Old Maiden Handicap - 1200m



27 April 2024 - 17:52

Track Rating: Good 4, Weather: Fine, Rail Position: True

Section	Overall	1000m	800m	600m	400m	200m
Section Times	1:13.66 [2] (0:13.73)	0:59.93 [6] (0:11.17)	0:48.76 [6] (0:11.64)	0:37.12 [5] (0:12.19)	0:24.93 [5] (0:12.37)	0:12.56 [3] (0:12.56)
Average Speed [km/h]	52.4	65.0	62.4	60.0	58.9	57.4
Top Speed [km/h]	66.6	66.6	63.0	62.9	60.5	58.4
Avg. Dist. to Rail [m]	6.5	1.8	2.6	3.0	4.0	4.9
Avg. Stride Freq. [Hz]	2.4	2.5	2.5	2.5	2.5	2.4
Avg. Stride Length [m]	6.1	7.2	6.9	6.8	6.5	6.5



- [] Ranking at each section and finish
- .-.- No data available at this section
- NA No data available



Horse/Jockey Name	Mission Possible
Final Rank	3
Fastest Section Time (Section)	0:11.33 (1000m)
Top Speed [km/h] (Section)	65.5 (1000m)
Race State	Finished



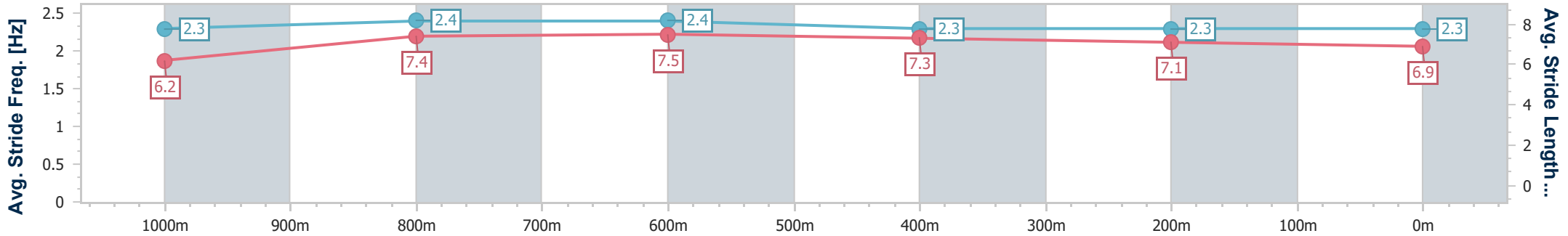
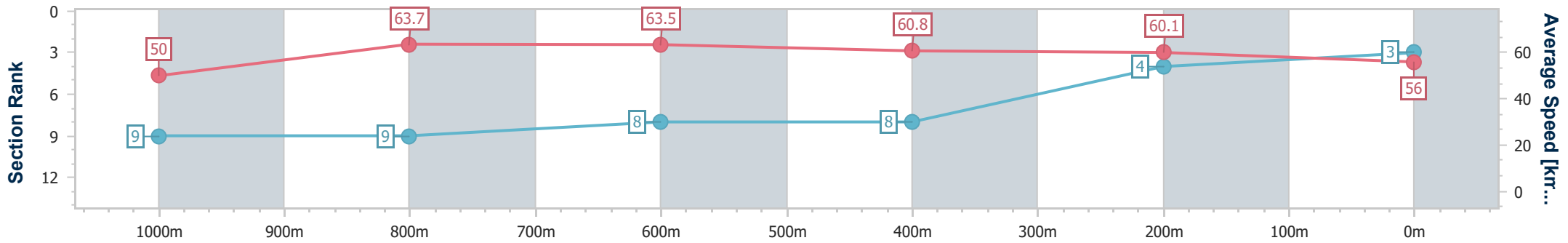
Toowoomba QLD Professional
 Race 2: GOLLAN RACING PRESENTS THE DARRYL GOLLAN
 MEMORIAL QTIS Two-Year-Old Maiden Handicap - 1200m



27 April 2024 - 17:52

Track Rating: Good 4, Weather: Fine, Rail Position: True

Section	Overall	1000m	800m	600m	400m	200m
Section Times	1:14.13 [3] (0:14.41)	0:59.72 [9] (0:11.33)	0:48.39 [9] (0:11.36)	0:37.03 [8] (0:12.00)	0:25.03 [8] (0:12.19)	0:12.84 [4] (0:12.84)
Average Speed [km/h]	50.0	63.7	63.5	60.8	60.1	56.0
Top Speed [km/h]	63.9	65.5	65.1	63.6	61.8	59.1
Avg. Dist. to Rail [m]	3.9	0.9	1.1	2.6	4.7	8.1
Avg. Stride Freq. [Hz]	2.3	2.4	2.4	2.3	2.3	2.3
Avg. Stride Length [m]	6.2	7.4	7.5	7.3	7.1	6.9



- [] Ranking at each section and finish
- .-.- No data available at this section
- NA No data available



Horse/Jockey Name	Oriente
Final Rank	4
Fastest Section Time (Section)	0:10.95 (1000m)
Top Speed [km/h] (Section)	69.5 (Overall)
Race State	Finished



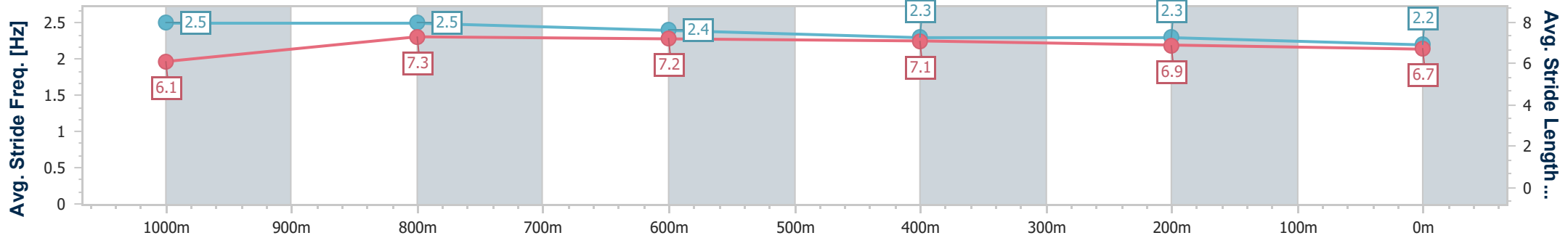
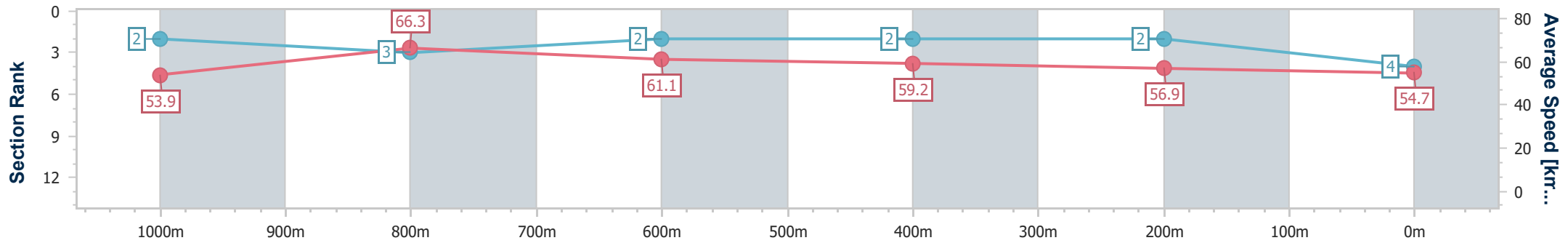
Toowoomba QLD Professional
 Race 2: GOLLAN RACING PRESENTS THE DARRYL GOLLAN
 MEMORIAL QTIS Two-Year-Old Maiden Handicap - 1200m



27 April 2024 - 17:52

Track Rating: Good 4, Weather: Fine, Rail Position: True

Section	Overall	1000m	800m	600m	400m	200m
Section Times	1:14.22 [4] (0:13.33)	1:00.89 [2] (0:10.95)	0:49.94 [3] (0:11.87)	0:38.07 [2] (0:12.21)	0:25.86 [2] (0:12.72)	0:13.14 [2] (0:13.14)
Average Speed [km/h]	53.9	66.3	61.1	59.2	56.9	54.7
Top Speed [km/h]	69.5	68.6	63.4	60.9	58.2	55.8
Avg. Dist. to Rail [m]	6.5	2.9	2.2	0.9	0.7	2.1
Avg. Stride Freq. [Hz]	2.5	2.5	2.4	2.3	2.3	2.2
Avg. Stride Length [m]	6.1	7.3	7.2	7.1	6.9	6.7



- [] Ranking at each section and finish
- .-.- No data available at this section
- NA No data available



Horse/Jockey Name	Champagne Tower
Final Rank	5
Fastest Section Time (Section)	0:10.89 (1000m)
Top Speed [km/h] (Section)	69.8 (Overall)
Race State	Finished



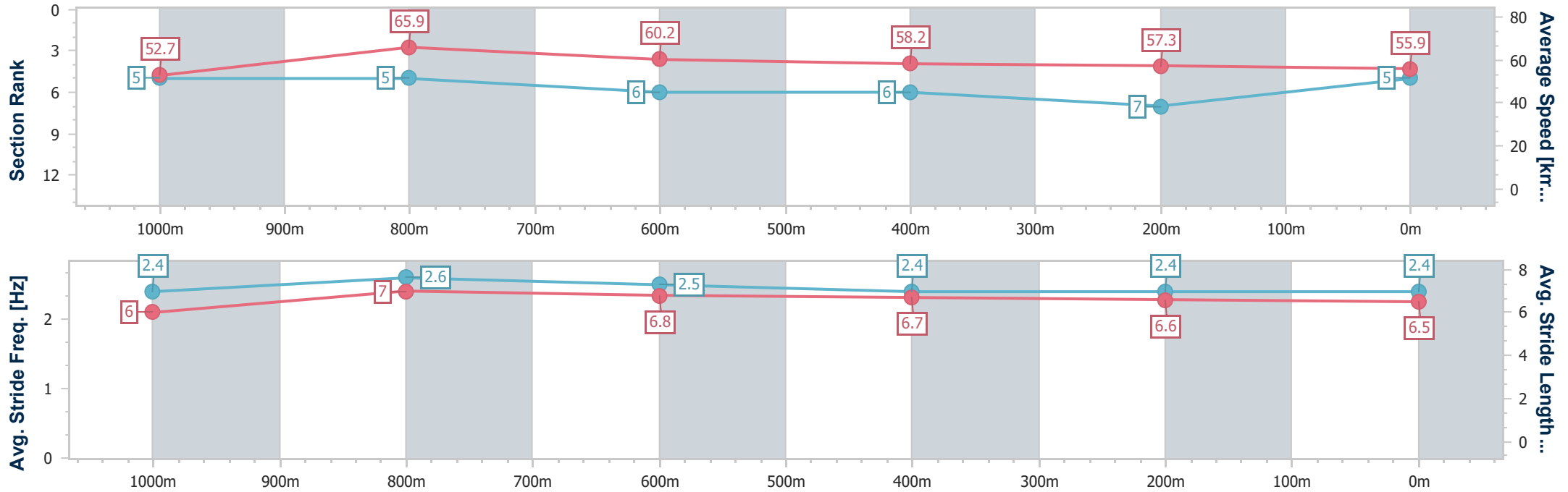
Toowoomba QLD Professional
 Race 2: GOLLAN RACING PRESENTS THE DARRYL GOLLAN
 MEMORIAL QTIS Two-Year-Old Maiden Handicap - 1200m



27 April 2024 - 17:52

Track Rating: Good 4, Weather: Fine, Rail Position: True

Section	Overall	1000m	800m	600m	400m	200m
Section Times	1:14.42 [5] (0:13.71)	1:00.71 [5] (0:10.89)	0:49.82 [5] (0:11.97)	0:37.85 [6] (0:12.41)	0:25.44 [6] (0:12.60)	0:12.84 [7] (0:12.84)
Average Speed [km/h]	52.7	65.9	60.2	58.2	57.3	55.9
Top Speed [km/h]	69.8	69.5	62.2	60.3	58.2	57.7
Avg. Dist. to Rail [m]	1.5	0.2	0.8	0.6	1.2	3.8
Avg. Stride Freq. [Hz]	2.4	2.6	2.5	2.4	2.4	2.4
Avg. Stride Length [m]	6.0	7.0	6.8	6.7	6.6	6.5



- [] Ranking at each section and finish
- .-.- No data available at this section
- NA No data available



Horse/Jockey Name	Mishani Express
Final Rank	6
Fastest Section Time (Section)	0:10.94 (1000m)
Top Speed [km/h] (Section)	69.3 (Overall)
Race State	Finished



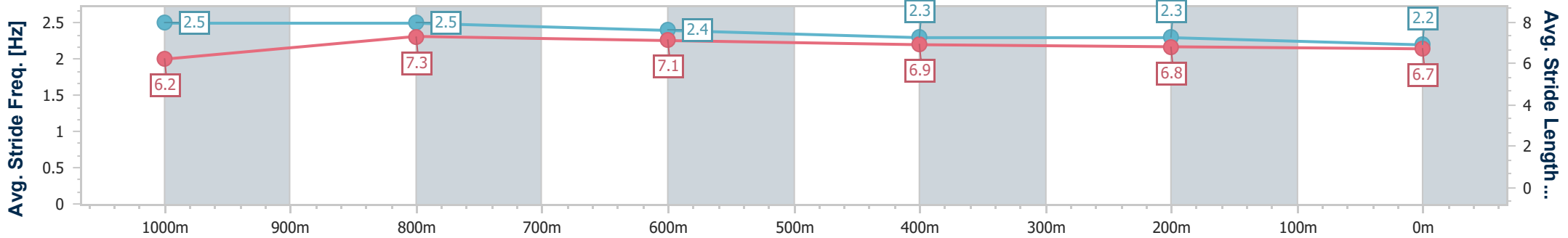
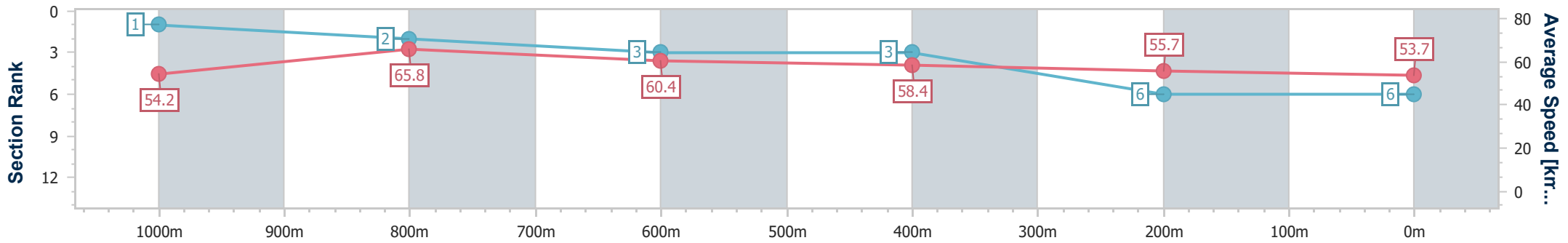
Toowoomba QLD Professional
 Race 2: GOLLAN RACING PRESENTS THE DARRYL GOLLAN
 MEMORIAL QTIS Two-Year-Old Maiden Handicap - 1200m



27 April 2024 - 17:52

Track Rating: Good 4, Weather: Fine, Rail Position: True

Section	Overall	1000m	800m	600m	400m	200m
Section Times	1:15.01 [6] (0:13.29)	1:01.72 [1] (0:10.94)	0:50.78 [2] (0:11.98)	0:38.80 [3] (0:12.41)	0:26.39 [3] (0:12.95)	0:13.44 [6] (0:13.44)
Average Speed [km/h]	54.2	65.8	60.4	58.4	55.7	53.7
Top Speed [km/h]	69.3	69.0	61.4	60.5	56.9	54.4
Avg. Dist. to Rail [m]	5.7	1.1	1.6	1.3	0.4	0.5
Avg. Stride Freq. [Hz]	2.5	2.5	2.4	2.3	2.3	2.2
Avg. Stride Length [m]	6.2	7.3	7.1	6.9	6.8	6.7



- [] Ranking at each section and finish
- .-.- No data available at this section
- NA No data available



Horse/Jockey Name	Foolsay
Final Rank	7
Fastest Section Time (Section)	0:10.93 (1000m)
Top Speed [km/h] (Section)	68.3 (Overall)
Race State	Finished



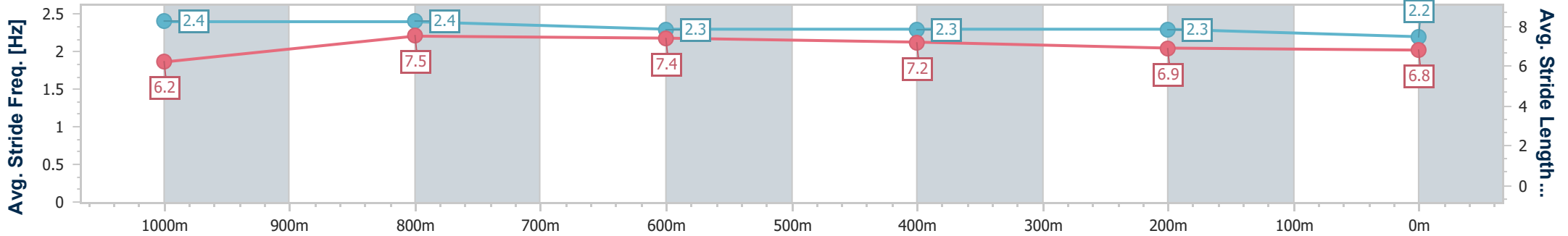
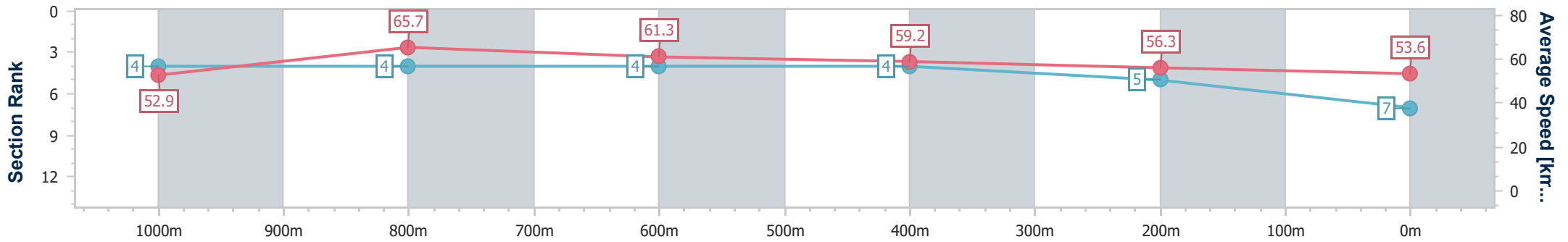
Toowoomba QLD Professional
 Race 2: GOLLAN RACING PRESENTS THE DARRYL GOLLAN
 MEMORIAL QTIS Two-Year-Old Maiden Handicap - 1200m



27 April 2024 - 17:52

Track Rating: Good 4, Weather: Fine, Rail Position: True

Section	Overall	1000m	800m	600m	400m	200m
Section Times	1:15.02 [7] (0:13.61)	1:01.41 [4] (0:10.93)	0:50.48 [4] (0:11.81)	0:38.67 [4] (0:12.32)	0:26.35 [4] (0:12.88)	0:13.47 [5] (0:13.47)
Average Speed [km/h]	52.9	65.7	61.3	59.2	56.3	53.6
Top Speed [km/h]	68.3	68.2	65.0	61.4	58.2	54.9
Avg. Dist. to Rail [m]	1.1	0.6	2.0	1.9	2.7	1.4
Avg. Stride Freq. [Hz]	2.4	2.4	2.3	2.3	2.3	2.2
Avg. Stride Length [m]	6.2	7.5	7.4	7.2	6.9	6.8



- [] Ranking at each section and finish
- .-.- No data available at this section
- NA No data available



Horse/Jockey Name	She's So Slippery
Final Rank	8
Fastest Section Time (Section)	0:11.53 (1000m)
Top Speed [km/h] (Section)	65.7 (Overall)
Race State	Finished



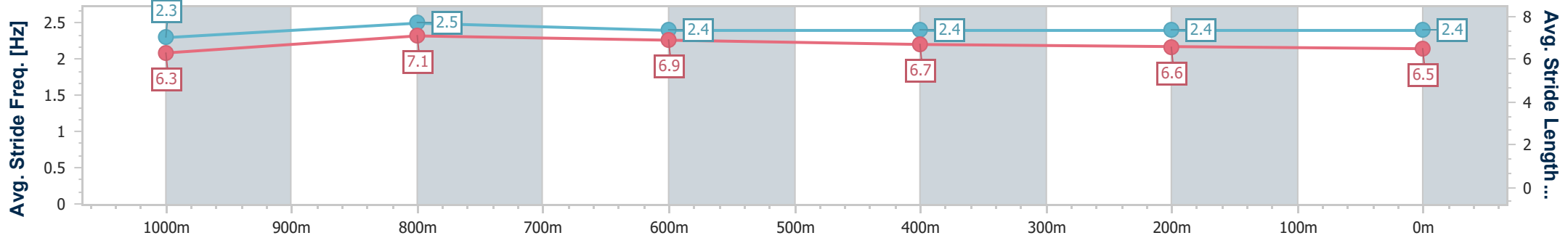
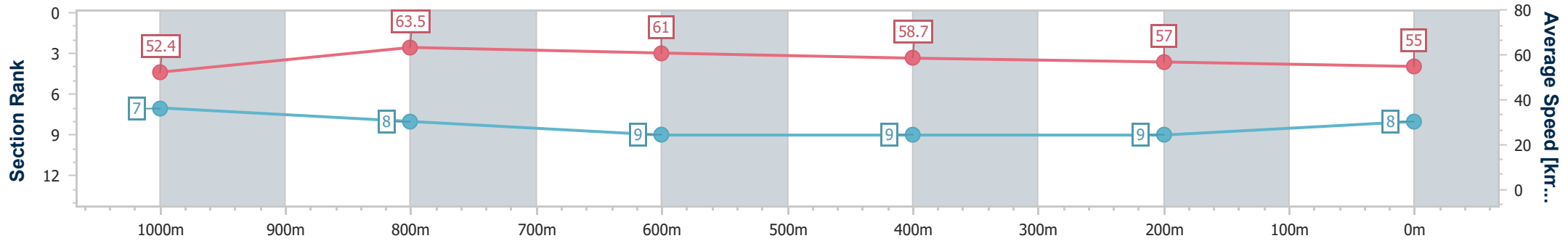
Toowoomba QLD Professional
 Race 2: GOLLAN RACING PRESENTS THE DARRYL GOLLAN
 MEMORIAL QTIS Two-Year-Old Maiden Handicap - 1200m



27 April 2024 - 17:52

Track Rating: Good 4, Weather: Fine, Rail Position: True

Section	Overall	1000m	800m	600m	400m	200m
Section Times	1:15.22 [8] (0:13.73)	1:01.49 [7] (0:11.53)	0:49.96 [8] (0:11.91)	0:38.05 [9] (0:12.37)	0:25.68 [9] (0:12.66)	0:13.02 [9] (0:13.02)
Average Speed [km/h]	52.4	63.5	61.0	58.7	57.0	55.0
Top Speed [km/h]	65.7	64.9	63.2	61.4	58.7	57.0
Avg. Dist. to Rail [m]	5.9	3.9	3.5	1.6	1.1	2.6
Avg. Stride Freq. [Hz]	2.3	2.5	2.4	2.4	2.4	2.4
Avg. Stride Length [m]	6.3	7.1	6.9	6.7	6.6	6.5



- [] Ranking at each section and finish
- .-.- No data available at this section
- NA No data available



Horse/Jockey Name	Mishani Hunter
Final Rank	9
Fastest Section Time (Section)	0:11.00 (1000m)
Top Speed [km/h] (Section)	66.0 (1000m)
Race State	Finished



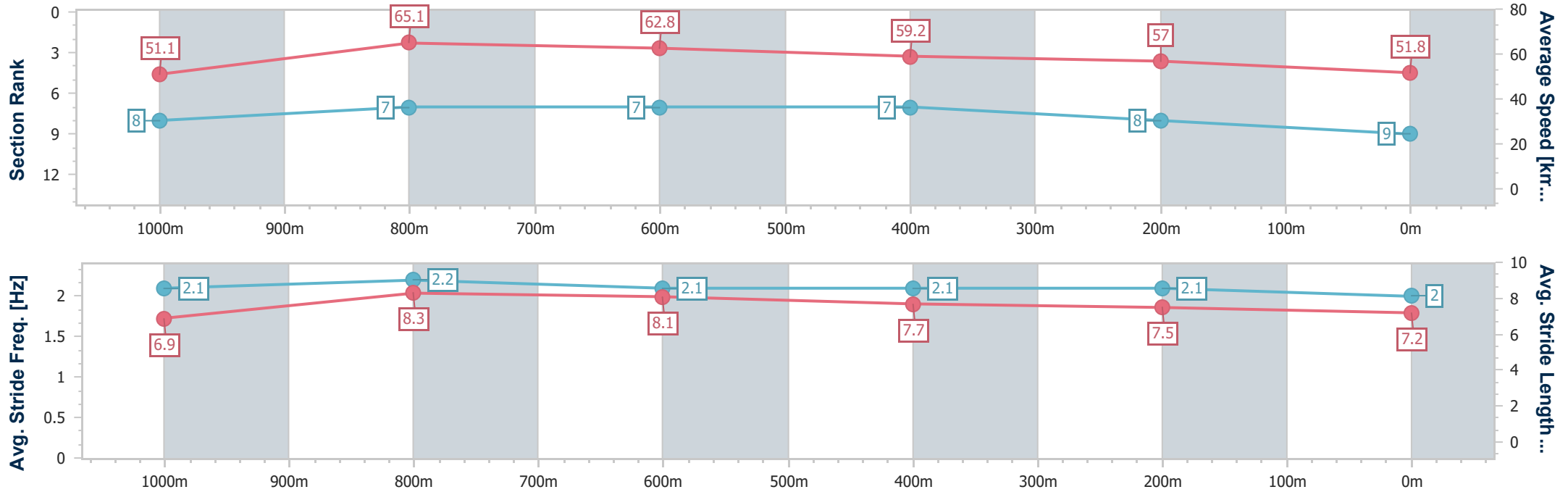
Toowoomba QLD Professional
 Race 2: GOLLAN RACING PRESENTS THE DARRYL GOLLAN
 MEMORIAL QTIS Two-Year-Old Maiden Handicap - 1200m



27 April 2024 - 17:52

Track Rating: Good 4, Weather: Fine, Rail Position: True

Section	Overall	1000m	800m	600m	400m	200m
Section Times	1:15.62 [9] (0:14.08)	1:01.54 [8] (0:11.00)	0:50.54 [7] (0:11.56)	0:38.98 [7] (0:12.35)	0:26.63 [7] (0:12.75)	0:13.88 [8] (0:13.88)
Average Speed [km/h]	51.1	65.1	62.8	59.2	57.0	51.8
Top Speed [km/h]	65.0	66.0	64.9	61.7	58.3	54.8
Avg. Dist. to Rail [m]	3.4	0.4	2.0	2.6	2.9	4.1
Avg. Stride Freq. [Hz]	2.1	2.2	2.1	2.1	2.1	2.0
Avg. Stride Length [m]	6.9	8.3	8.1	7.7	7.5	7.2



- [] Ranking at each section and finish
- .-.- No data available at this section
- NA No data available