



Toowoomba QLD Professional

Race 3: SUBZERO AIRCONDITIONING BENCHMARK 65 Handicap - 1050m

27 April 2024 - 18:30



Track Rating: Good 4, Weather: Fine, Rail Position: True

Section		Overall	1000m	800m	600m	400m	200m	Last 600m					
Field Times		1:03.22 (0:04.63)	0:58.59 (0:11.37)	0:47.22 (0:11.27)	0:35.95 (0:11.70)	0:24.25 (0:11.99)	0:12.26 (0:12.26)	0:35.95					
Rank	TAB Horse/Jockey	Barrier	Top Speed [km/h]	Fastest Section								Margin	Distance Travelled [m]
1	7 ARTIE BEATSOME Jake Molloy	4	64.9 800m	0:04.69 Overall	1:03.22 [1] (0:04.69)	0:58.53 [2] (0:11.87)	0:46.66 [7] (0:11.37)	0:35.29 [6] (0:11.58)	0:23.71 [7] (0:11.91)	0:11.80 [6] (0:11.80)	1:03.22	0:35.29	
2	5 FIGHTING IDOL Micheal Hellyer	6	65.4 1000m	0:05.04 Overall	1:03.36 [2] (0:05.04)	0:58.32 [7] (0:11.66)	0:46.66 [8] (0:11.34)	0:35.32 [8] (0:11.57)	0:23.75 [8] (0:11.86)	0:11.89 [9] (0:11.89)	0.8L	0:35.32	-3
3	9 MACHINE HEAD Alisha Donald	5	65.9 1000m	0:04.63 Overall	1:03.51 [3] (0:04.63)	0:58.88 [1] (0:11.38)	0:47.50 [2] (0:11.26)	0:36.24 [1] (0:11.70)	0:24.54 [1] (0:11.99)	0:12.55 [1] (0:12.55)	1.6L	0:36.24	-5
4	4 IT'S GERRY Dylan Bennett	15	67.2 1000m	0:04.87 Overall	1:03.52 [4] (0:04.87)	0:58.65 [6] (0:11.51)	0:47.14 [4] (0:11.39)	0:35.75 [5] (0:11.56)	0:24.19 [5] (0:11.92)	0:12.27 [4] (0:12.27)	1.7L	0:35.75	+2
5	11 RADIANT QUEEN Olivia Webb	11	68.0 1000m	0:05.61 Overall	1:03.56 [5] (0:05.61)	0:57.95 [9] (0:11.48)	0:46.47 [9] (0:11.06)	0:35.41 [9] (0:11.61)	0:23.80 [9] (0:11.70)	0:12.10 [8] (0:12.10)	1.9L	0:35.41	+3
6	13 FROZEN MISS Cobi Vitler	2	64.4 1000m	0:04.71 Overall	1:03.60 [6] (0:04.71)	0:58.89 [4] (0:11.53)	0:47.36 [3] (0:11.32)	0:36.04 [3] (0:11.54)	0:24.50 [3] (0:11.89)	0:12.61 [2] (0:12.61)	2.1L	0:36.04	-4
7	6 UPSTART LEGEND Les Tilley	14	66.6 1000m	0:04.69 Overall	1:03.73 [7] (0:04.69)	0:59.04 [2] (0:11.31)	0:47.73 [1] (0:11.39)	0:36.34 [2] (0:11.59)	0:24.75 [2] (0:12.03)	0:12.72 [3] (0:12.72)	2.9L	0:36.34	+4
8	1 INCOMPARABLE Paul Hamblin	3	65.0 1000m	0:04.84 Overall	1:03.85 [8] (0:04.84)	0:59.01 [5] (0:11.69)	0:47.32 [6] (0:11.43)	0:35.89 [7] (0:11.54)	0:24.35 [6] (0:11.82)	0:12.53 [5] (0:12.53)	3.4L	0:35.89	-5
9	8 ROTHGO Georgina Cartwright	7	66.4 800m	0:05.61 Overall	1:03.90 [9] (0:05.61)	0:58.29 [10] (0:11.65)	0:46.64 [10] (0:11.13)	0:35.51 [10] (0:11.55)	0:23.96 [10] (0:11.50)	0:12.46 [7] (0:12.46)	3.6L	0:35.51	-4
10	2 LITTLE TOWN BLUES Cheryl Rogers	10	67.6 1000m	0:05.20 Overall	1:05.22 [10] (0:05.20)	1:00.02 [8] (0:11.32)	0:48.70 [5] (0:11.06)	0:37.64 [4] (0:11.68)	0:25.96 [4] (0:12.50)	0:13.46 [10] (0:13.46)	11.4L	0:37.64	+1

Scratched: Swiss Babe (#10), Montana Lady (#14), Seductive Spur (#12), Chikara (#3), Best Song (#15)

Report Created: Sat 27 April 2024 18:45 GMT+10 (Note: Timing is based on position data)

Page 1/11

[] Ranking at each section and finish
 -:-:- No data available at this section
 NA No data available
 SCN Saddle cloth number
 DNF Did not finish
 DNT Did not track

data processed by TRIPLESDATA



Horse/Jockey Name	Artie Beatsome
Final Rank	1
Fastest Section Time (Section)	0:04.69 (Overall)
Top Speed [km/h] (Section)	64.9 (800m)
Race State	Finished

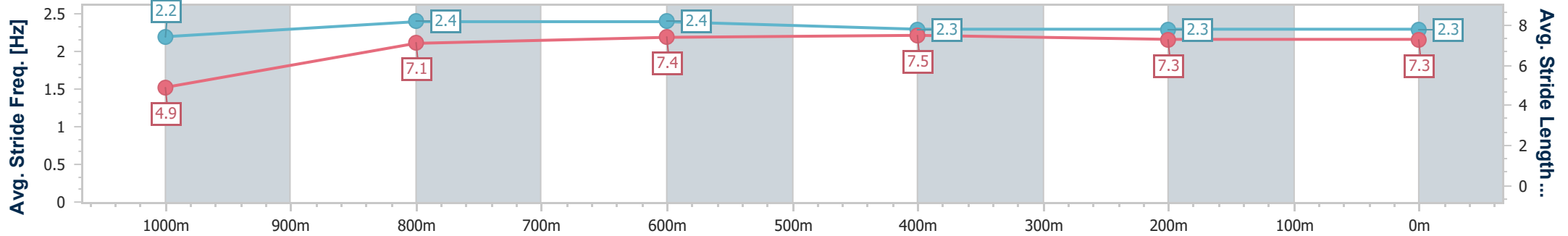
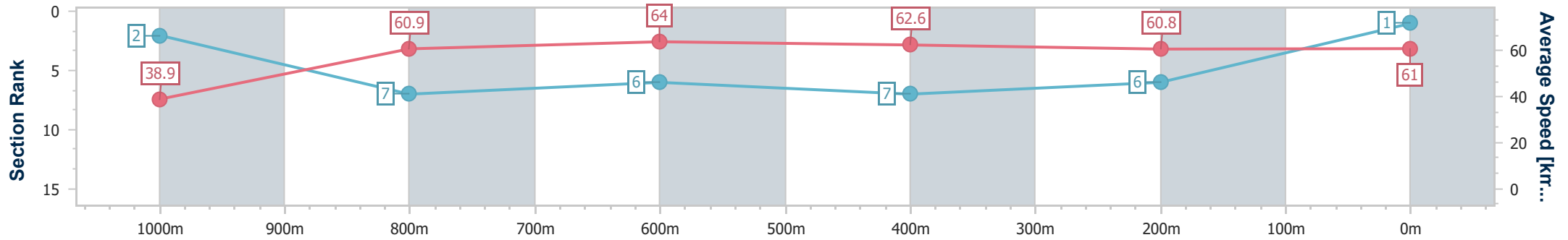


Toowoomba QLD Professional
 Race 3: SUBZERO AIRCONDITIONING BENCHMARK 65
 Handicap - 1050m
 27 April 2024 - 18:30



Track Rating: Good 4, Weather: Fine, Rail Position: True

Section	Overall	1000m	800m	600m	400m	200m
Section Times	1:03.22 [1] (0:04.69)	0:58.53 [2] (0:11.87)	0:46.66 [7] (0:11.37)	0:35.29 [6] (0:11.58)	0:23.71 [7] (0:11.91)	0:11.80 [6] (0:11.80)
Average Speed [km/h]	38.9	60.9	64.0	62.6	60.8	61.0
Top Speed [km/h]	51.6	64.2	64.9	64.5	62.8	62.9
Avg. Dist. to Rail [m]	6.1	3.3	1.7	1.9	2.0	4.8
Avg. Stride Freq. [Hz]	2.2	2.4	2.4	2.3	2.3	2.3
Avg. Stride Length [m]	4.9	7.1	7.4	7.5	7.3	7.3



- [] Ranking at each section and finish
- .-.- No data available at this section
- NA No data available



Horse/Jockey Name	Fighting Idol
Final Rank	2
Fastest Section Time (Section)	0:05.04 (Overall)
Top Speed [km/h] (Section)	65.4 (1000m)
Race State	Finished

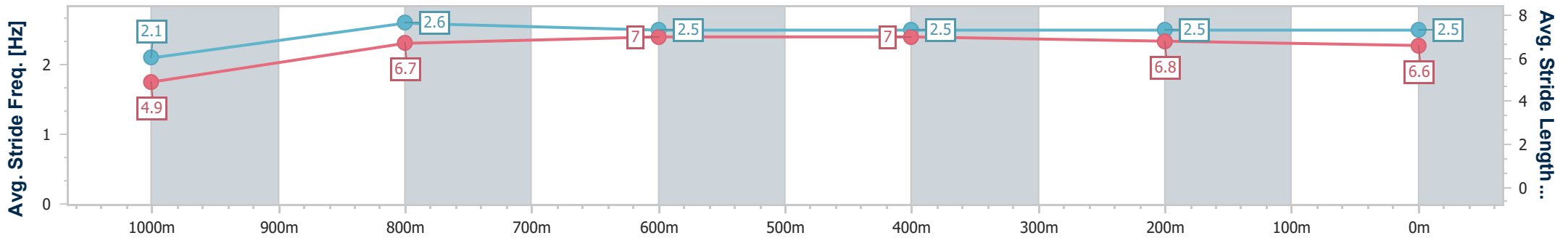
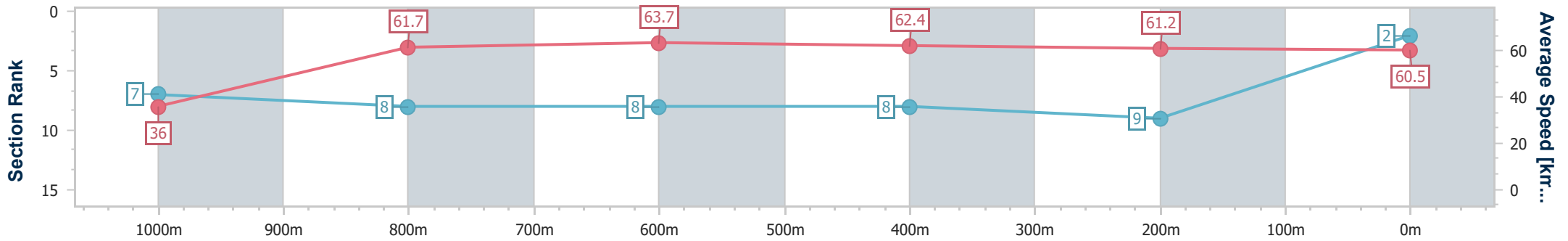


Toowoomba QLD Professional
 Race 3: SUBZERO AIRCONDITIONING BENCHMARK 65
 Handicap - 1050m
 27 April 2024 - 18:30



Track Rating: Good 4, Weather: Fine, Rail Position: True

Section	Overall	1000m	800m	600m	400m	200m
Section Times	1:03.36 [2] (0:05.04)	0:58.32 [7] (0:11.66)	0:46.66 [8] (0:11.34)	0:35.32 [8] (0:11.57)	0:23.75 [8] (0:11.86)	0:11.89 [9] (0:11.89)
Average Speed [km/h]	36.0	61.7	63.7	62.4	61.2	60.5
Top Speed [km/h]	49.6	65.4	65.0	63.4	62.1	60.6
Avg. Dist. to Rail [m]	7.1	2.4	0.6	0.6	1.9	5.9
Avg. Stride Freq. [Hz]	2.1	2.6	2.5	2.5	2.5	2.5
Avg. Stride Length [m]	4.9	6.7	7.0	7.0	6.8	6.6



- [] Ranking at each section and finish
- .-.- No data available at this section
- NA No data available



Horse/Jockey Name	Machine Head
Final Rank	3
Fastest Section Time (Section)	0:04.63 (Overall)
Top Speed [km/h] (Section)	65.9 (1000m)
Race State	Finished

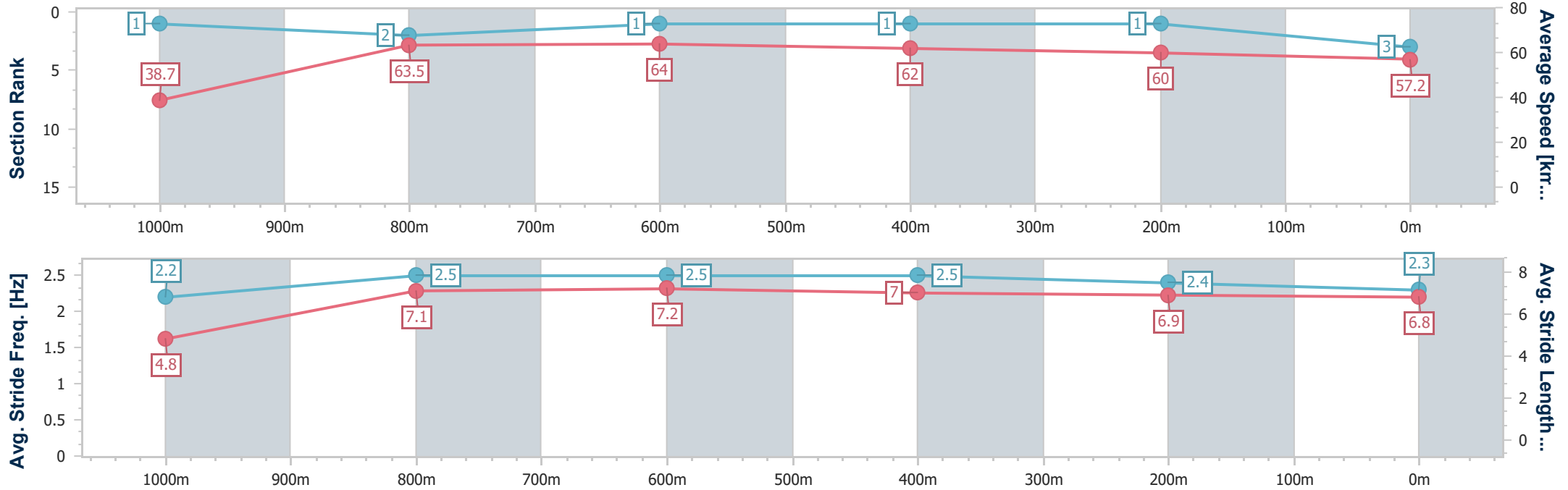


Toowoomba QLD Professional
 Race 3: SUBZERO AIRCONDITIONING BENCHMARK 65
 Handicap - 1050m
 27 April 2024 - 18:30



Track Rating: Good 4, Weather: Fine, Rail Position: True

Section	Overall	1000m	800m	600m	400m	200m
Section Times	1:03.51 [3] (0:04.63)	0:58.88 [1] (0:11.38)	0:47.50 [2] (0:11.26)	0:36.24 [1] (0:11.70)	0:24.54 [1] (0:11.99)	0:12.55 [1] (0:12.55)
Average Speed [km/h]	38.7	63.5	64.0	62.0	60.0	57.2
Top Speed [km/h]	55.4	65.9	65.3	65.0	61.4	58.8
Avg. Dist. to Rail [m]	6.7	2.1	0.3	1.1	0.4	1.2
Avg. Stride Freq. [Hz]	2.2	2.5	2.5	2.5	2.4	2.3
Avg. Stride Length [m]	4.8	7.1	7.2	7.0	6.9	6.8



- [] Ranking at each section and finish
- .-.- No data available at this section
- NA No data available



Horse/Jockey Name	It's Gerry
Final Rank	4
Fastest Section Time (Section)	0:04.87 (Overall)
Top Speed [km/h] (Section)	67.2 (1000m)
Race State	Finished

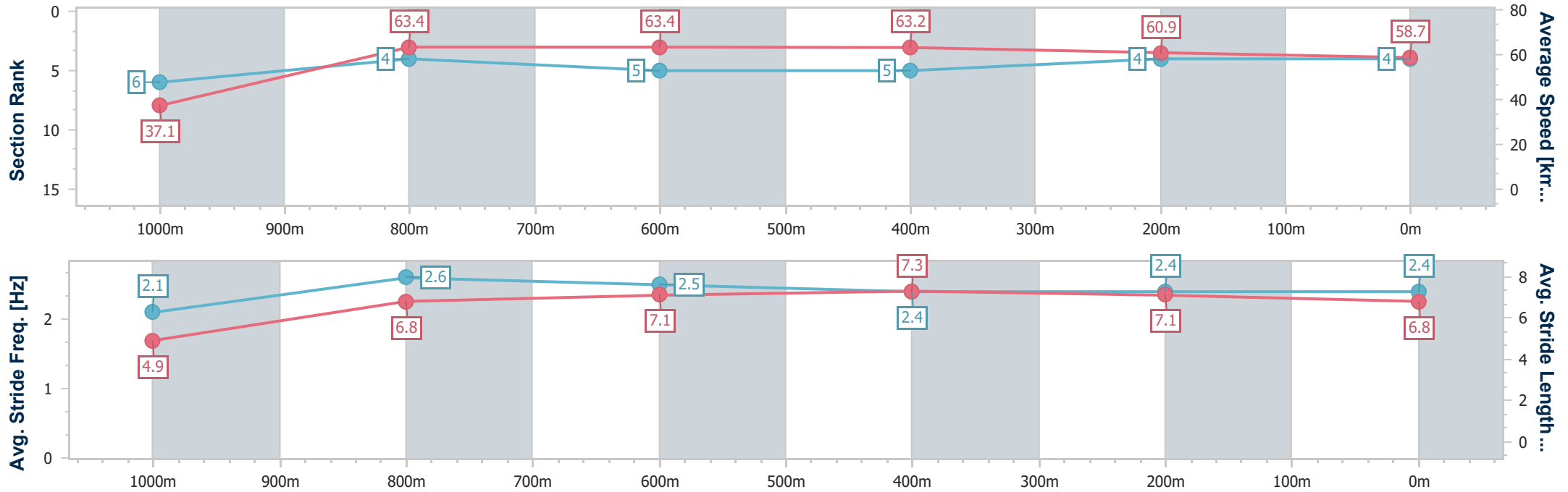


Toowoomba QLD Professional
 Race 3: SUBZERO AIRCONDITIONING BENCHMARK 65
 Handicap - 1050m
 27 April 2024 - 18:30



Track Rating: Good 4, Weather: Fine, Rail Position: True

Section	Overall	1000m	800m	600m	400m	200m
Section Times	1:03.52 [4] (0:04.87)	0:58.65 [6] (0:11.51)	0:47.14 [4] (0:11.39)	0:35.75 [5] (0:11.56)	0:24.19 [5] (0:11.92)	0:12.27 [4] (0:12.27)
Average Speed [km/h]	37.1	63.4	63.4	63.2	60.9	58.7
Top Speed [km/h]	51.1	67.2	65.9	64.1	62.4	61.0
Avg. Dist. to Rail [m]	12.1	6.4	1.5	2.0	3.5	4.6
Avg. Stride Freq. [Hz]	2.1	2.6	2.5	2.4	2.4	2.4
Avg. Stride Length [m]	4.9	6.8	7.1	7.3	7.1	6.8



- [] Ranking at each section and finish
- .-.- No data available at this section
- NA No data available



Horse/Jockey Name	Radiant Queen
Final Rank	5
Fastest Section Time (Section)	0:05.61 (Overall)
Top Speed [km/h] (Section)	68.0 (1000m)
Race State	Finished

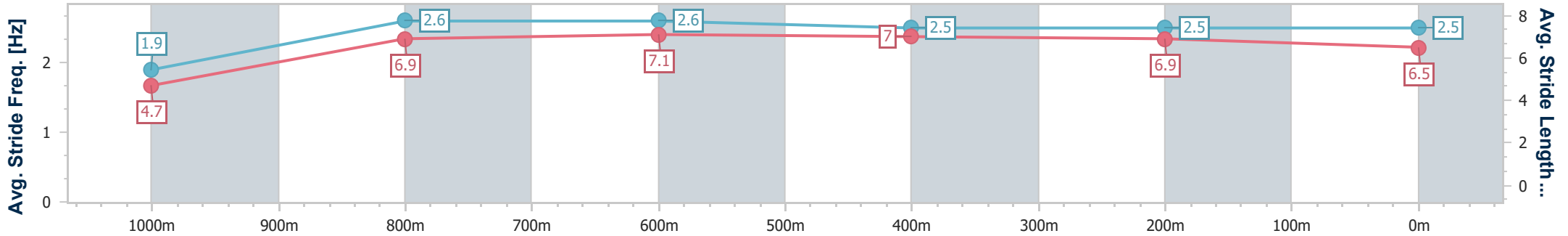
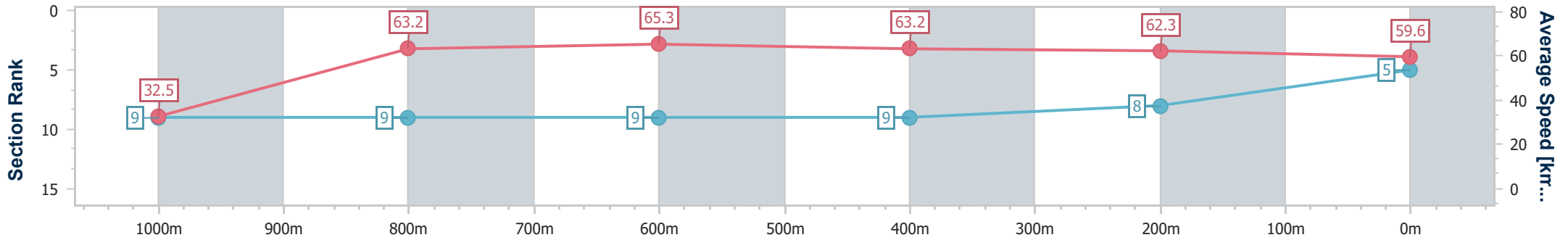


Toowoomba QLD Professional
 Race 3: SUBZERO AIRCONDITIONING BENCHMARK 65
 Handicap - 1050m
 27 April 2024 - 18:30



Track Rating: Good 4, Weather: Fine, Rail Position: True

Section	Overall	1000m	800m	600m	400m	200m
Section Times	1:03.56 [5] (0:05.61)	0:57.95 [9] (0:11.48)	0:46.47 [9] (0:11.06)	0:35.41 [9] (0:11.61)	0:23.80 [9] (0:11.70)	0:12.10 [8] (0:12.10)
Average Speed [km/h]	32.5	63.2	65.3	63.2	62.3	59.6
Top Speed [km/h]	48.9	68.0	67.1	65.0	63.9	62.0
Avg. Dist. to Rail [m]	10.6	5.6	2.3	3.1	4.3	8.6
Avg. Stride Freq. [Hz]	1.9	2.6	2.6	2.5	2.5	2.5
Avg. Stride Length [m]	4.7	6.9	7.1	7.0	6.9	6.5



- [] Ranking at each section and finish
- .-.- No data available at this section
- NA No data available



Horse/Jockey Name	Frozen Miss
Final Rank	6
Fastest Section Time (Section)	0:04.71 (Overall)
Top Speed [km/h] (Section)	64.4 (1000m)
Race State	Finished

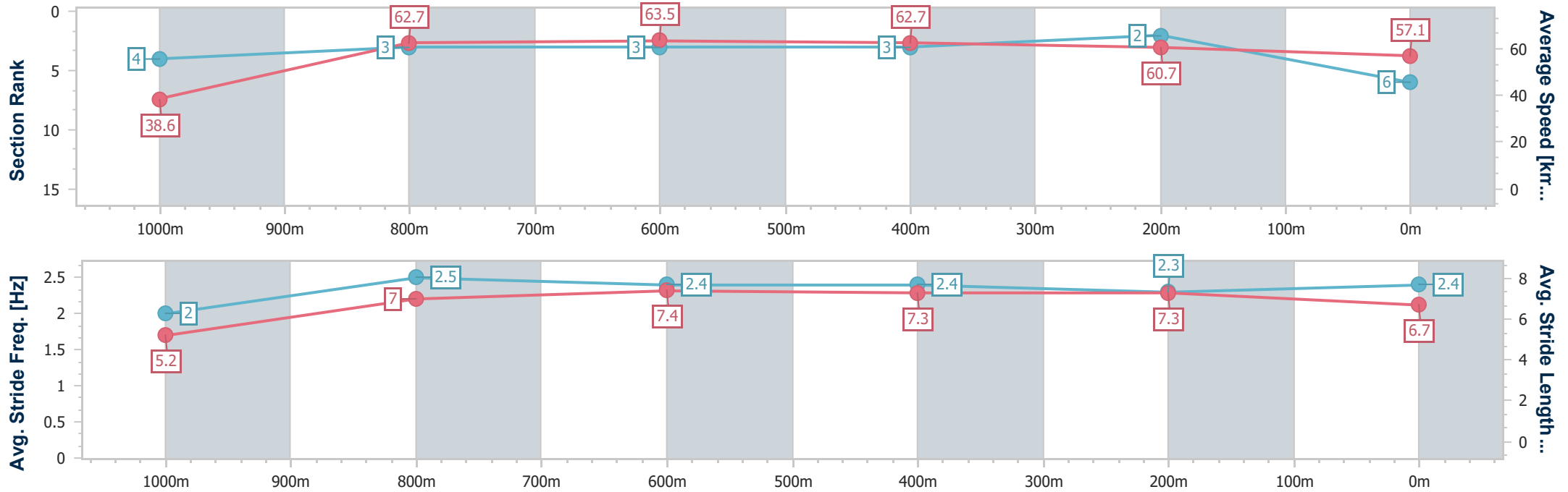


Toowoomba QLD Professional
 Race 3: SUBZERO AIRCONDITIONING BENCHMARK 65
 Handicap - 1050m
 27 April 2024 - 18:30



Track Rating: Good 4, Weather: Fine, Rail Position: True

Section	Overall	1000m	800m	600m	400m	200m
Section Times	1:03.60 [6] (0:04.71)	0:58.89 [4] (0:11.53)	0:47.36 [3] (0:11.32)	0:36.04 [3] (0:11.54)	0:24.50 [3] (0:11.89)	0:12.61 [2] (0:12.61)
Average Speed [km/h]	38.6	62.7	63.5	62.7	60.7	57.1
Top Speed [km/h]	55.1	64.4	64.2	64.0	61.5	60.2
Avg. Dist. to Rail [m]	3.4	1.3	0.7	0.7	0.6	1.5
Avg. Stride Freq. [Hz]	2.0	2.5	2.4	2.4	2.3	2.4
Avg. Stride Length [m]	5.2	7.0	7.4	7.3	7.3	6.7



- [] Ranking at each section and finish
- .-.- No data available at this section
- NA No data available



Horse/Jockey Name	Upstart Legend
Final Rank	7
Fastest Section Time (Section)	0:04.69 (Overall)
Top Speed [km/h] (Section)	66.6 (1000m)
Race State	Finished

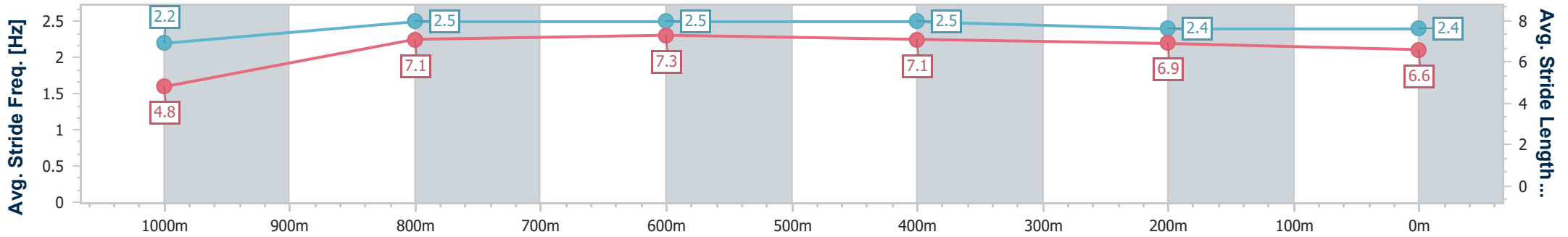
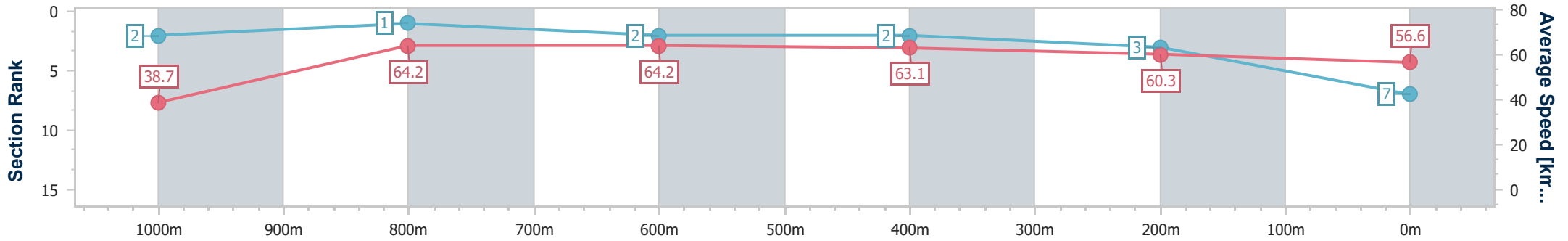


Toowoomba QLD Professional
 Race 3: SUBZERO AIRCONDITIONING BENCHMARK 65
 Handicap - 1050m
 27 April 2024 - 18:30



Track Rating: Good 4, Weather: Fine, Rail Position: True

Section	Overall	1000m	800m	600m	400m	200m
Section Times	1:03.73 [7] (0:04.69)	0:59.04 [2] (0:11.31)	0:47.73 [1] (0:11.39)	0:36.34 [2] (0:11.59)	0:24.75 [2] (0:12.03)	0:12.72 [3] (0:12.72)
Average Speed [km/h]	38.7	64.2	64.2	63.1	60.3	56.6
Top Speed [km/h]	55.5	66.6	64.9	64.7	61.6	59.6
Avg. Dist. to Rail [m]	10.9	5.3	3.1	2.8	2.7	3.6
Avg. Stride Freq. [Hz]	2.2	2.5	2.5	2.5	2.4	2.4
Avg. Stride Length [m]	4.8	7.1	7.3	7.1	6.9	6.6



- [] Ranking at each section and finish
- .-.- No data available at this section
- NA No data available



Horse/Jockey Name	Incomparable
Final Rank	8
Fastest Section Time (Section)	0:04.84 (Overall)
Top Speed [km/h] (Section)	65.0 (1000m)
Race State	Finished

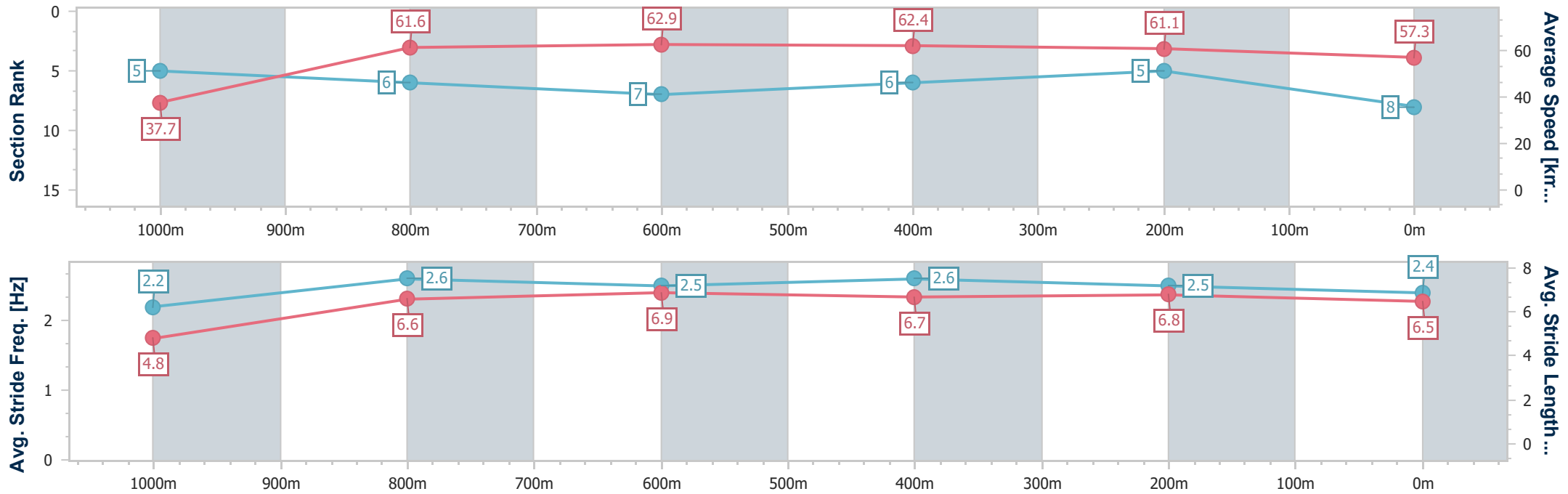


Toowoomba QLD Professional
 Race 3: SUBZERO AIRCONDITIONING BENCHMARK 65
 Handicap - 1050m
 27 April 2024 - 18:30



Track Rating: Good 4, Weather: Fine, Rail Position: True

Section	Overall	1000m	800m	600m	400m	200m
Section Times	1:03.85 [8] (0:04.84)	0:59.01 [5] (0:11.69)	0:47.32 [6] (0:11.43)	0:35.89 [7] (0:11.54)	0:24.35 [6] (0:11.82)	0:12.53 [5] (0:12.53)
Average Speed [km/h]	37.7	61.6	62.9	62.4	61.1	57.3
Top Speed [km/h]	54.0	65.0	64.6	64.2	61.9	61.3
Avg. Dist. to Rail [m]	2.7	1.2	0.6	0.4	1.8	4.2
Avg. Stride Freq. [Hz]	2.2	2.6	2.5	2.6	2.5	2.4
Avg. Stride Length [m]	4.8	6.6	6.9	6.7	6.8	6.5



- [] Ranking at each section and finish
- .-.- No data available at this section
- NA No data available



Horse/Jockey Name	Rothgo
Final Rank	9
Fastest Section Time (Section)	0:05.61 (Overall)
Top Speed [km/h] (Section)	66.4 (800m)
Race State	Finished

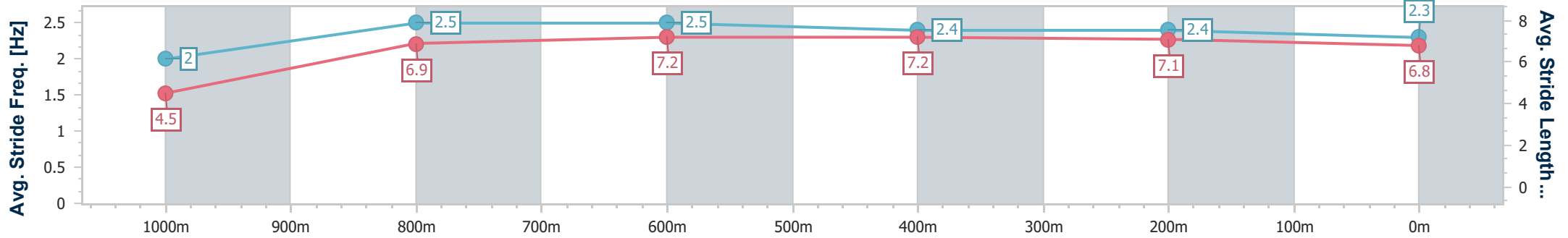
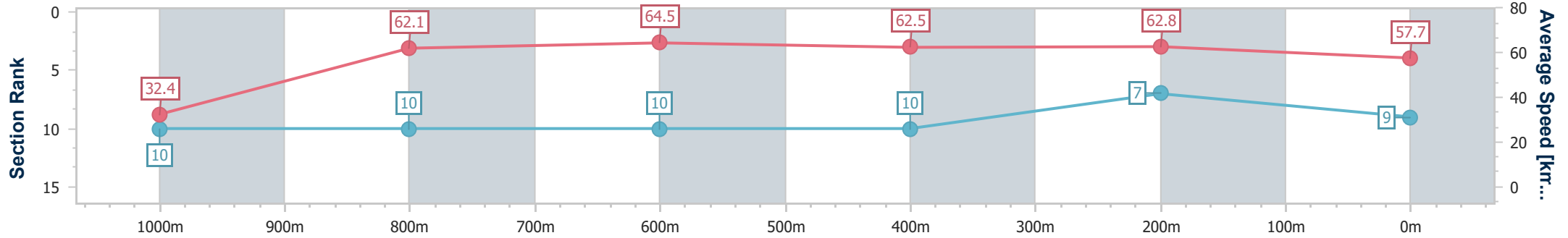


Toowoomba QLD Professional
 Race 3: SUBZERO AIRCONDITIONING BENCHMARK 65
 Handicap - 1050m
 27 April 2024 - 18:30



Track Rating: Good 4, Weather: Fine, Rail Position: True

Section	Overall	1000m	800m	600m	400m	200m
Section Times	1:03.90 [9] (0:05.61)	0:58.29 [10] (0:11.65)	0:46.64 [10] (0:11.13)	0:35.51 [10] (0:11.55)	0:23.96 [10] (0:11.50)	0:12.46 [7] (0:12.46)
Average Speed [km/h]	32.4	62.1	64.5	62.5	62.8	57.7
Top Speed [km/h]	48.2	66.1	66.4	64.4	64.2	62.7
Avg. Dist. to Rail [m]	6.6	2.3	0.4	0.4	0.8	1.6
Avg. Stride Freq. [Hz]	2.0	2.5	2.5	2.4	2.4	2.3
Avg. Stride Length [m]	4.5	6.9	7.2	7.2	7.1	6.8



- [] Ranking at each section and finish
- .-.- No data available at this section
- NA No data available



Horse/Jockey Name	Little Town Blues
Final Rank	10
Fastest Section Time (Section)	0:05.20 (Overall)
Top Speed [km/h] (Section)	67.6 (1000m)
Race State	Finished

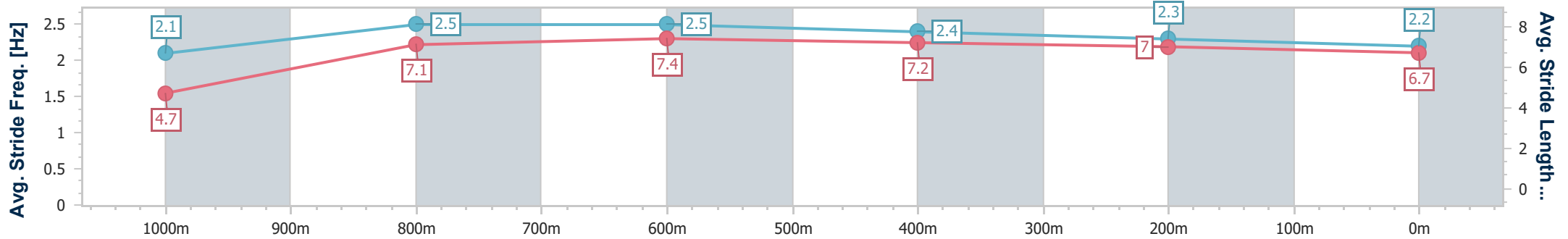
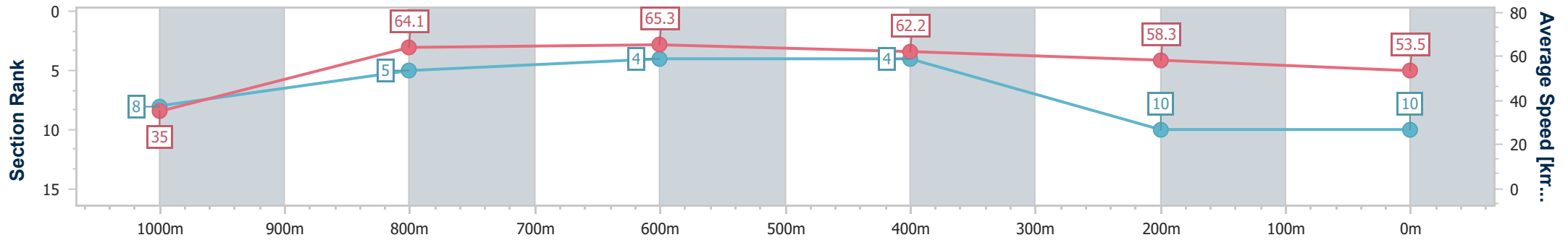


Toowoomba QLD Professional
 Race 3: SUBZERO AIRCONDITIONING BENCHMARK 65
 Handicap - 1050m
 27 April 2024 - 18:30



Track Rating: Good 4, Weather: Fine, Rail Position: True

Section	Overall	1000m	800m	600m	400m	200m
Section Times	1:05.22 [10] (0:05.20)	1:00.02 [8] (0:11.32)	0:48.70 [5] (0:11.06)	0:37.64 [4] (0:11.68)	0:25.96 [4] (0:12.50)	0:13.46 [10] (0:13.46)
Average Speed [km/h]	35.0	64.1	65.3	62.2	58.3	53.5
Top Speed [km/h]	54.2	67.6	67.5	64.5	59.8	56.6
Avg. Dist. to Rail [m]	8.7	4.9	0.9	2.1	3.8	2.2
Avg. Stride Freq. [Hz]	2.1	2.5	2.5	2.4	2.3	2.2
Avg. Stride Length [m]	4.7	7.1	7.4	7.2	7.0	6.7



- [] Ranking at each section and finish
- .-.- No data available at this section
- NA No data available