



Mackay QLD Professional

Race 7: IMS BENCHMARK 60 Handicap - 1100m

11 May 2024 - 15:36



MACKAY TURF CLUB
Ooralea Racecourse

Track Rating: Soft 5, Weather: Overcast, Rail Position: +2m Entire

Section		Field Times											Last 600m					
		Overall	1000m	800m	600m	400m	200m						0:34.40					
		1:04.38 (0:07.71)	0:56.67 (0:10.87)	0:45.80 (0:11.40)	0:34.40 (0:11.86)	0:22.54 (0:11.27)	0:11.27 (0:11.27)											
Rank	TAB	Horse/Jockey	Barrier	Top Speed [km/h]	Fastest Section												Margin	Distance Travelled [m]
1	4	DESERT KOBY Jackson Murphy	12	70.4 1000m	0:07.79 Overall	1:04.38 [1] (0:07.79)	0:56.59 [3] (0:10.79)	0:45.80 [1] (0:11.48)	0:34.32 [2] (0:11.78)	0:22.54 [1] (0:11.27)	0:11.27 [1] (0:11.27)	1:04.38	0:34.32					
2	3	TRICKETEER Justin Stanley	7	66.5 1000m	0:07.84 Overall	1:04.85 [2] (0:07.84)	0:57.01 [4] (0:11.12)	0:45.89 [6] (0:11.29)	0:34.60 [5] (0:11.82)	0:22.78 [4] (0:11.41)	0:11.37 [3] (0:11.37)	0.47L	0:34.60	+1				
3	6	SENSATIONABULL Zac Sprie	3	67.3 1000m	0:07.74 Overall	1:04.89 [3] (0:07.74)	0:57.15 [2] (0:11.02)	0:46.13 [2] (0:11.48)	0:34.65 [4] (0:11.64)	0:23.01 [2] (0:11.56)	0:11.45 [2] (0:11.45)	0.04L	0:34.65	-8				
4	2	LUVIN' OUR GRACE McKenzie Apel	9	67.3 800m	0:08.06 Overall	1:05.39 [4] (0:08.06)	0:57.33 [7] (0:11.10)	0:46.23 [7] (0:11.20)	0:35.03 [6] (0:11.82)	0:23.21 [6] (0:11.38)	0:11.83 [5] (0:11.83)	0.5L	0:35.03	+14				
5	5	MARTINI MOMENT Chris Whiteley	5	67.6 1000m	0:07.71 Overall	1:05.49 [5] (0:07.71)	0:57.78 [1] (0:11.09)	0:46.69 [3] (0:11.18)	0:35.51 [1] (0:12.12)	0:23.39 [5] (0:11.39)	0:12.00 [4] (0:12.00)	0.1L	0:35.51	+7				
6	1	CASHIN' CHEX Scott Sheargold	2	67.5 1000m	0:08.29 Overall	1:05.57 [6] (0:08.29)	0:57.28 [10] (0:11.31)	0:45.97 [10] (0:11.17)	0:34.80 [9] (0:11.77)	0:23.03 [9] (0:11.47)	0:11.56 [9] (0:11.56)	0.08L	0:34.80	+1				
7	10	OUT BACK BOOM Nathan Thomas	6	68.4 1000m	0:07.96 Overall	1:05.67 [7] (0:07.96)	0:57.71 [6] (0:10.94)	0:46.77 [5] (0:11.53)	0:35.24 [7] (0:11.81)	0:23.43 [7] (0:11.53)	0:11.90 [7] (0:11.90)	0.1L	0:35.24	+2				
8	8	OUR HEART THROB Tasha Chambers	8	66.7 800m	0:08.13 Overall	1:05.68 [8] (0:08.13)	0:57.55 [8] (0:11.13)	0:46.42 [8] (0:11.24)	0:35.18 [8] (0:11.82)	0:23.36 [8] (0:11.67)	0:11.69 [8] (0:11.69)	0.01L	0:35.18	+5				
9	9	LET'S ROLL Chris McIver	10	68.7 1000m	0:07.88 Overall	1:05.91 [9] (0:07.88)	0:58.03 [5] (0:11.01)	0:47.02 [4] (0:11.18)	0:35.84 [3] (0:11.92)	0:23.92 [3] (0:11.72)	0:12.20 [6] (0:12.20)	0.23L	0:35.84	+7				
10	11	DAWN REBEL Adrian Layt	11	68.2 1000m	0:08.22 Overall	1:08.45 [10] (0:08.22)	1:00.23 [9] (0:11.22)	0:49.01 [9] (0:11.36)	0:37.65 [10] (0:11.79)	0:25.86 [10] (0:12.16)	0:13.70 [10] (0:13.70)	2.54L	0:37.65	+6				

Scratched: Queenslander (#12), Skreatch (#7)



Horse/Jockey Name	Desert Koby
Final Rank	1
Fastest Section Time (Section)	0:07.79 (Overall)
Top Speed [km/h] (Section)	70.4 (1000m)
Race State	Finished

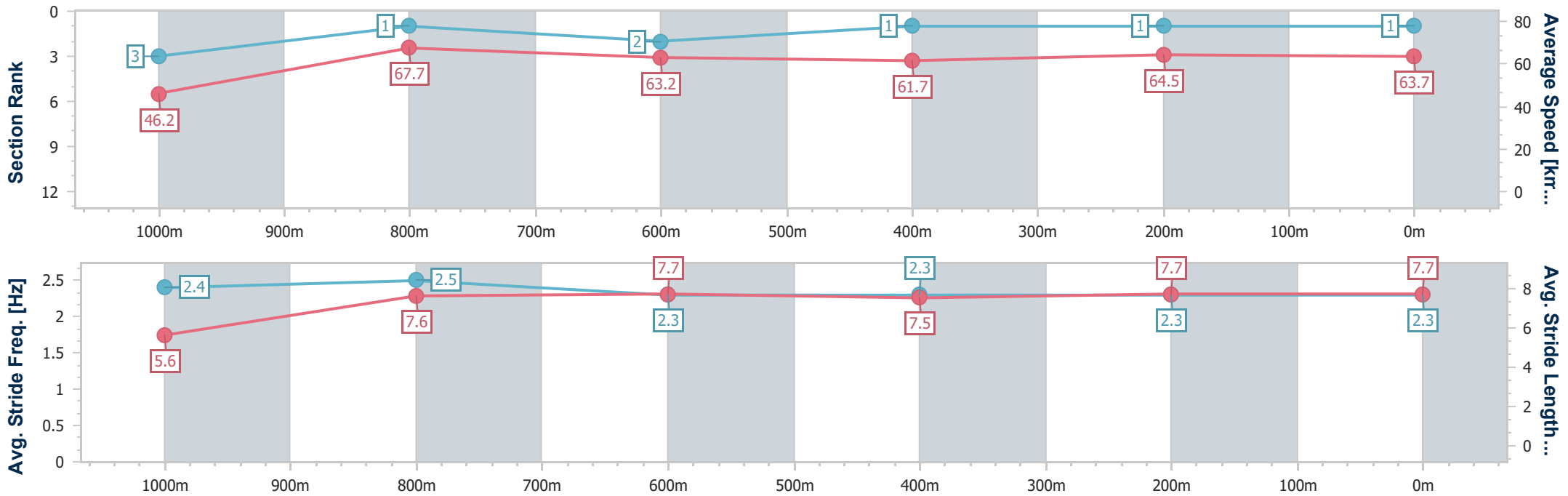


Mackay QLD Professional
Race 7: IMS BENCHMARK 60 Handicap - 1100m



11 May 2024 - 15:36
Track Rating: Soft 5, Weather: Overcast, Rail Position: +2m Entire

Section	Overall	1000m	800m	600m	400m	200m
Section Times	1:04.38 [1] (0:07.79)	0:56.59 [3] (0:10.79)	0:45.80 [1] (0:11.48)	0:34.32 [2] (0:11.78)	0:22.54 [1] (0:11.27)	0:11.27 [1] (0:11.27)
Average Speed [km/h]	46.2	67.7	63.2	61.7	64.5	63.7
Top Speed [km/h]	66.7	70.4	64.2	62.6	66.5	66.3
Avg. Dist. to Rail [m]	12.4	4.8	2.1	1.7	4.1	5.3
Avg. Stride Freq. [Hz]	2.4	2.5	2.3	2.3	2.3	2.3
Avg. Stride Length [m]	5.6	7.6	7.7	7.5	7.7	7.7



- [] Ranking at each section and finish
- .-.- No data available at this section
- NA No data available



Horse/Jockey Name	Tricketeer
Final Rank	2
Fastest Section Time (Section)	0:07.84 (Overall)
Top Speed [km/h] (Section)	66.5 (1000m)
Race State	Finished

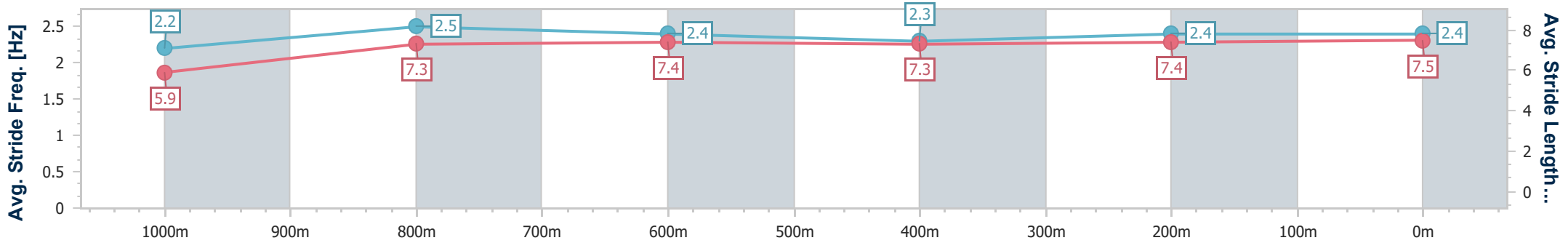
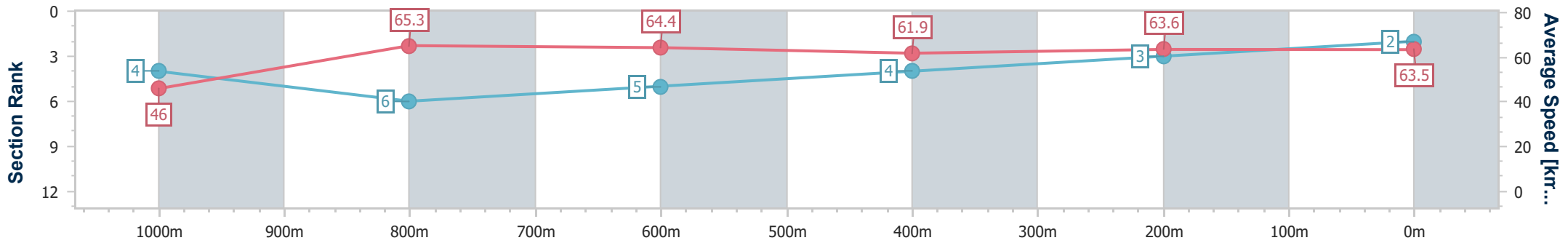


Mackay QLD Professional
Race 7: IMS BENCHMARK 60 Handicap - 1100m



11 May 2024 - 15:36
Track Rating: Soft 5, Weather: Overcast, Rail Position: +2m Entire

Section	Overall	1000m	800m	600m	400m	200m
Section Times	1:04.85 [2] (0:07.84)	0:57.01 [4] (0:11.12)	0:45.89 [6] (0:11.29)	0:34.60 [5] (0:11.82)	0:22.78 [4] (0:11.41)	0:11.37 [3]
Average Speed [km/h]	46.0	65.3	64.4	61.9	63.6	63.5
Top Speed [km/h]	60.5	66.5	66.0	62.3	65.6	65.1
Avg. Dist. to Rail [m]	6.7	3.2	2.3	2.3	5.9	7.2
Avg. Stride Freq. [Hz]	2.2	2.5	2.4	2.3	2.4	2.4
Avg. Stride Length [m]	5.9	7.3	7.4	7.3	7.4	7.5



- [] Ranking at each section and finish
- .-.- No data available at this section
- NA No data available



Horse/Jockey Name	Sensationabull
Final Rank	3
Fastest Section Time (Section)	0:07.74 (Overall)
Top Speed [km/h] (Section)	67.3 (1000m)
Race State	Finished

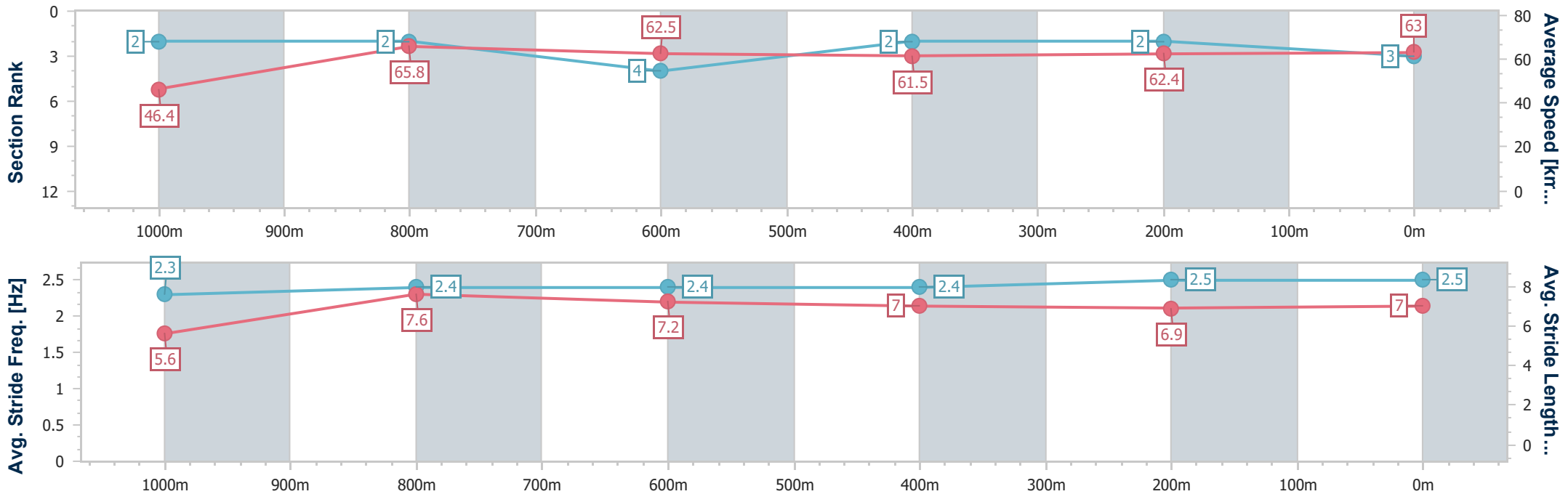


Mackay QLD Professional
Race 7: IMS BENCHMARK 60 Handicap - 1100m



11 May 2024 - 15:36
Track Rating: Soft 5, Weather: Overcast, Rail Position: +2m Entire

Section	Overall	1000m	800m	600m	400m	200m
Section Times	1:04.89 [3] (0:07.74)	0:57.15 [2] (0:11.02)	0:46.13 [2] (0:11.48)	0:34.65 [4] (0:11.64)	0:23.01 [2] (0:11.56)	0:11.45 [2] (0:11.45)
Average Speed [km/h]	46.4	65.8	62.5	61.5	62.4	63.0
Top Speed [km/h]	62.2	67.3	64.6	63.8	65.9	65.9
Avg. Dist. to Rail [m]	3.6	1.6	0.6	1.2	3.5	4.0
Avg. Stride Freq. [Hz]	2.3	2.4	2.4	2.4	2.5	2.5
Avg. Stride Length [m]	5.6	7.6	7.2	7.0	6.9	7.0



- [] Ranking at each section and finish
- .-.- No data available at this section
- NA No data available



Horse/Jockey Name	Luv'in Our Grace
Final Rank	4
Fastest Section Time (Section)	0:08.06 (Overall)
Top Speed [km/h] (Section)	67.3 (800m)
Race State	Finished



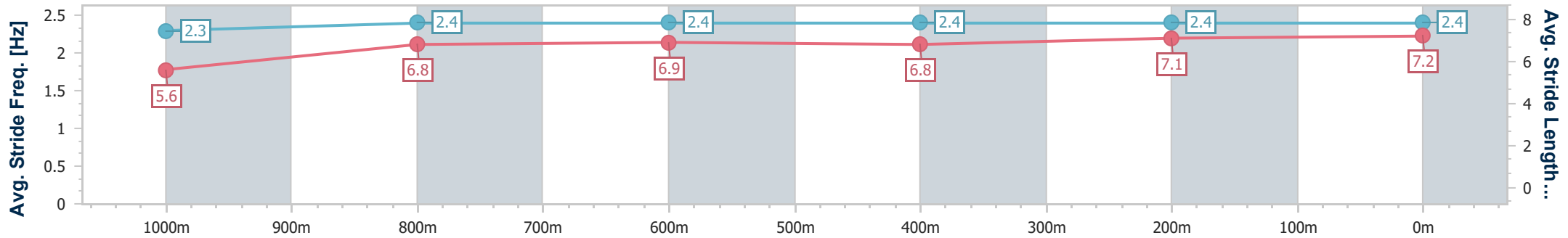
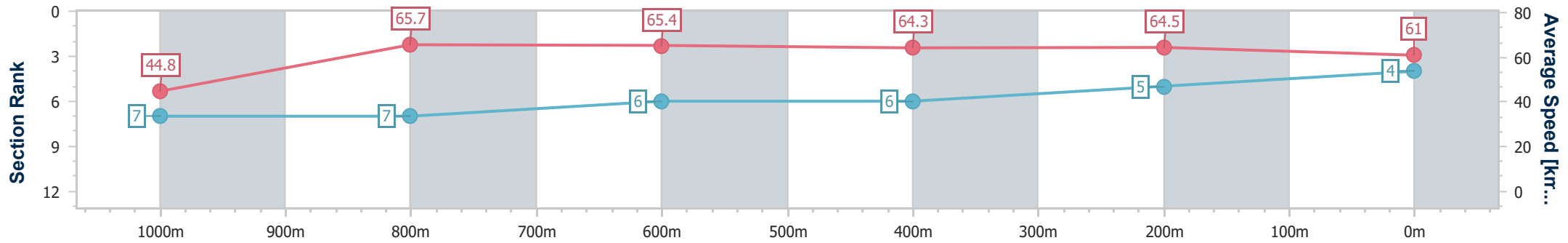
Mackay QLD Professional
Race 7: IMS BENCHMARK 60 Handicap - 1100m



11 May 2024 - 15:36

Track Rating: Soft 5, Weather: Overcast, Rail Position: +2m Entire

Section	Overall	1000m	800m	600m	400m	200m
Section Times	1:05.39 [4] (0:08.06)	0:57.33 [7] (0:11.10)	0:46.23 [7] (0:11.20)	0:35.03 [6] (0:11.82)	0:23.21 [6] (0:11.38)	0:11.83 [5] (0:11.83)
Average Speed [km/h]	44.8	65.7	65.4	64.3	64.5	61.0
Top Speed [km/h]	62.6	67.2	67.3	64.9	65.0	64.1
Avg. Dist. to Rail [m]	8.2	4.4	5.3	7.0	10.5	12.6
Avg. Stride Freq. [Hz]	2.3	2.4	2.4	2.4	2.4	2.4
Avg. Stride Length [m]	5.6	6.8	6.9	6.8	7.1	7.2



- [] Ranking at each section and finish
- .-.- No data available at this section
- NA No data available



Horse/Jockey Name	Martini Moment
Final Rank	5
Fastest Section Time (Section)	0:07.71 (Overall)
Top Speed [km/h] (Section)	67.6 (1000m)
Race State	Finished

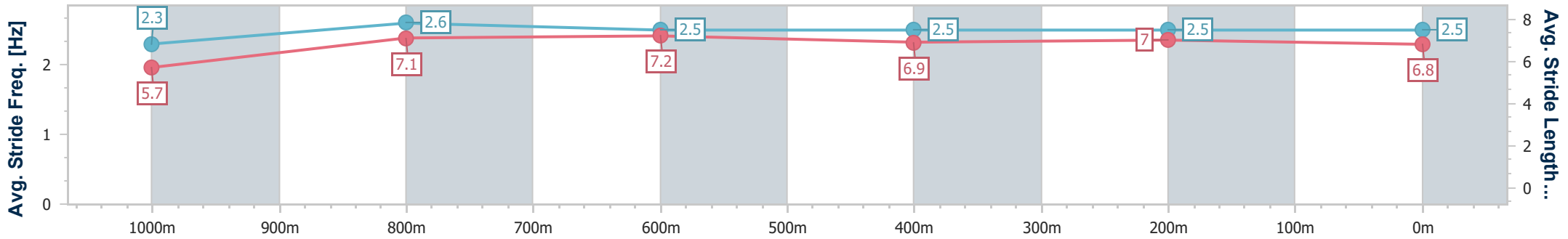
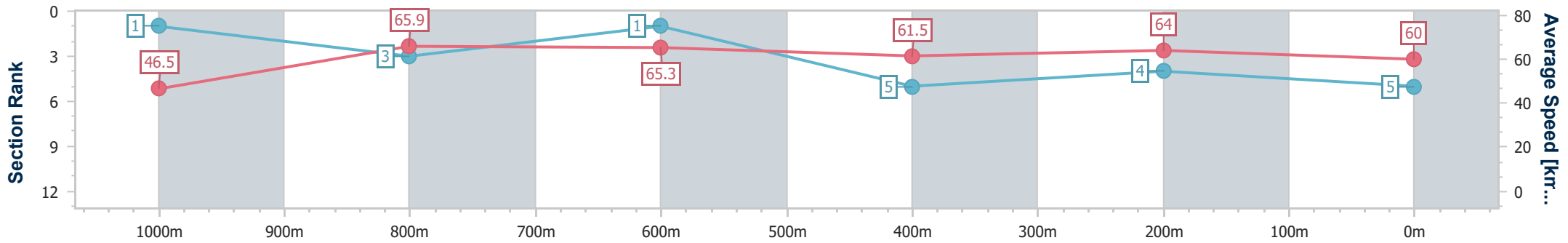


Mackay QLD Professional
Race 7: IMS BENCHMARK 60 Handicap - 1100m



11 May 2024 - 15:36
Track Rating: Soft 5, Weather: Overcast, Rail Position: +2m Entire

Section	Overall	1000m	800m	600m	400m	200m
Section Times	1:05.49 [5] (0:07.71)	0:57.78 [1] (0:11.09)	0:46.69 [3] (0:11.18)	0:35.51 [1] (0:12.12)	0:23.39 [5] (0:11.39)	0:12.00 [4]
Average Speed [km/h]	46.5	65.9	65.3	61.5	64.0	60.0
Top Speed [km/h]	62.7	67.6	66.2	62.4	64.5	64.1
Avg. Dist. to Rail [m]	5.0	3.9	5.0	4.6	4.9	3.5
Avg. Stride Freq. [Hz]	2.3	2.6	2.5	2.5	2.5	2.5
Avg. Stride Length [m]	5.7	7.1	7.2	6.9	7.0	6.8



- [] Ranking at each section and finish
- .-.- No data available at this section
- NA No data available



Horse/Jockey Name	Cashin' Chex
Final Rank	6
Fastest Section Time (Section)	0:08.29 (Overall)
Top Speed [km/h] (Section)	67.5 (1000m)
Race State	Finished

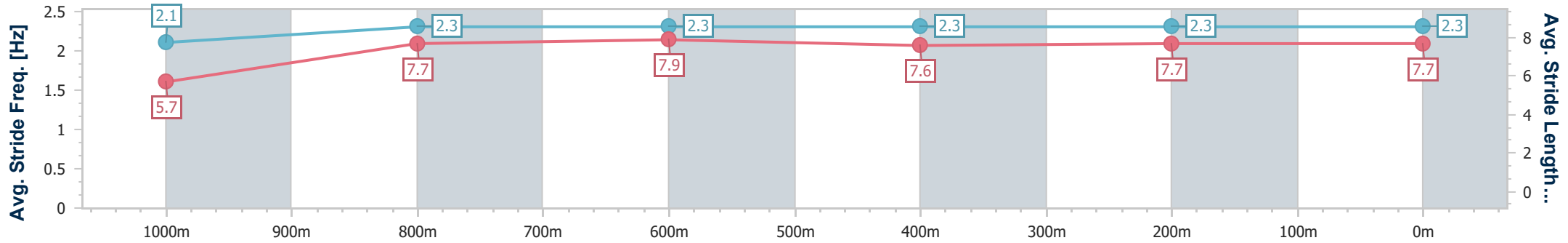
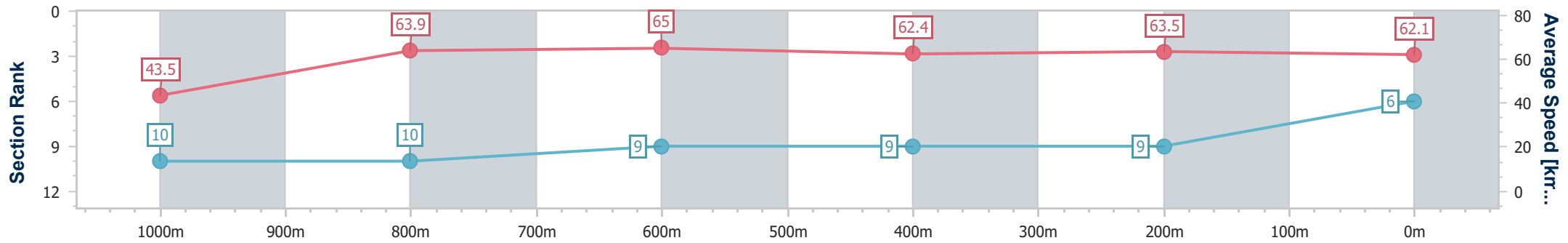


Mackay QLD Professional
Race 7: IMS BENCHMARK 60 Handicap - 1100m



11 May 2024 - 15:36
Track Rating: Soft 5, Weather: Overcast, Rail Position: +2m Entire

Section	Overall	1000m	800m	600m	400m	200m
Section Times	1:05.57 [6] (0:08.29)	0:57.28 [10] (0:11.31)	0:45.97 [10] (0:11.17)	0:34.80 [9] (0:11.77)	0:23.03 [9] (0:11.47)	0:11.56 [9] (0:11.56)
Average Speed [km/h]	43.5	63.9	65.0	62.4	63.5	62.1
Top Speed [km/h]	60.7	67.5	67.4	64.0	64.4	64.1
Avg. Dist. to Rail [m]	2.4	1.9	2.3	3.0	4.4	4.4
Avg. Stride Freq. [Hz]	2.1	2.3	2.3	2.3	2.3	2.3
Avg. Stride Length [m]	5.7	7.7	7.9	7.6	7.7	7.7



- [] Ranking at each section and finish
- .-.- No data available at this section
- NA No data available



Horse/Jockey Name	Out Back Boom
Final Rank	7
Fastest Section Time (Section)	0:07.96 (Overall)
Top Speed [km/h] (Section)	68.4 (1000m)
Race State	Finished

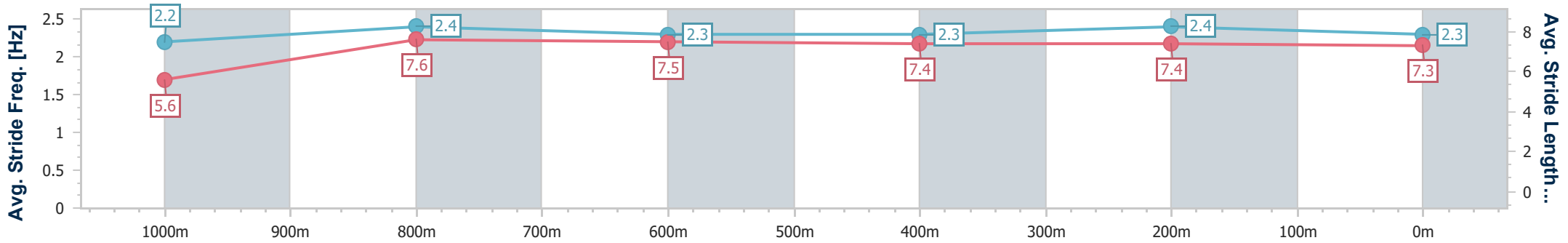
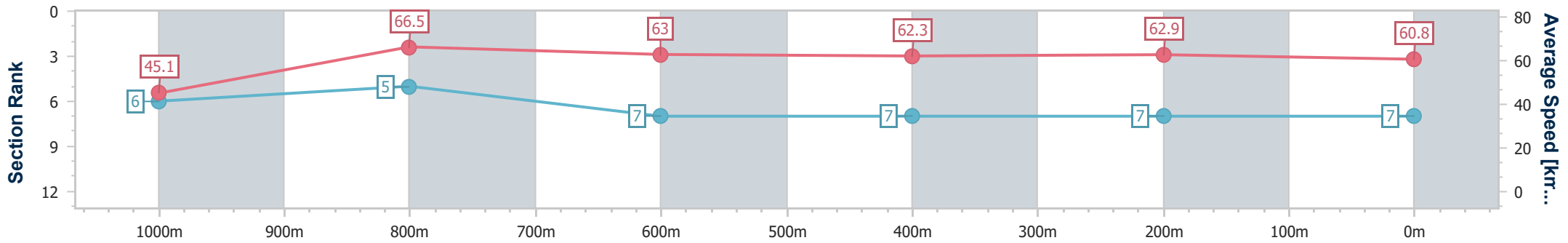


Mackay QLD Professional
Race 7: IMS BENCHMARK 60 Handicap - 1100m



11 May 2024 - 15:36
Track Rating: Soft 5, Weather: Overcast, Rail Position: +2m Entire

Section	Overall	1000m	800m	600m	400m	200m
Section Times	1:05.67 [7] (0:07.96)	0:57.71 [6] (0:10.94)	0:46.77 [5] (0:11.53)	0:35.24 [7] (0:11.81)	0:23.43 [7] (0:11.53)	0:11.90 [7] (0:11.90)
Average Speed [km/h]	45.1	66.5	63.0	62.3	62.9	60.8
Top Speed [km/h]	62.5	68.4	66.5	63.0	64.2	63.6
Avg. Dist. to Rail [m]	4.9	2.4	2.6	2.9	4.5	4.2
Avg. Stride Freq. [Hz]	2.2	2.4	2.3	2.3	2.4	2.3
Avg. Stride Length [m]	5.6	7.6	7.5	7.4	7.4	7.3



- [] Ranking at each section and finish
- .-.- No data available at this section
- NA No data available



Horse/Jockey Name	Our Heart Throb
Final Rank	8
Fastest Section Time (Section)	0:08.13 (Overall)
Top Speed [km/h] (Section)	66.7 (800m)
Race State	Finished

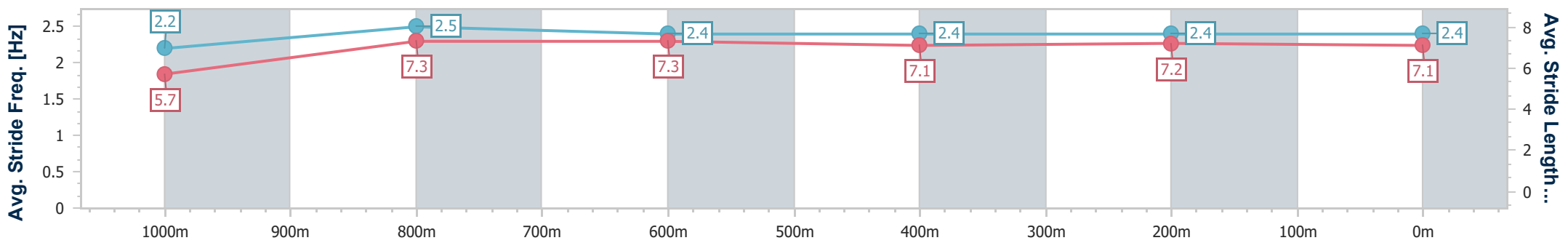
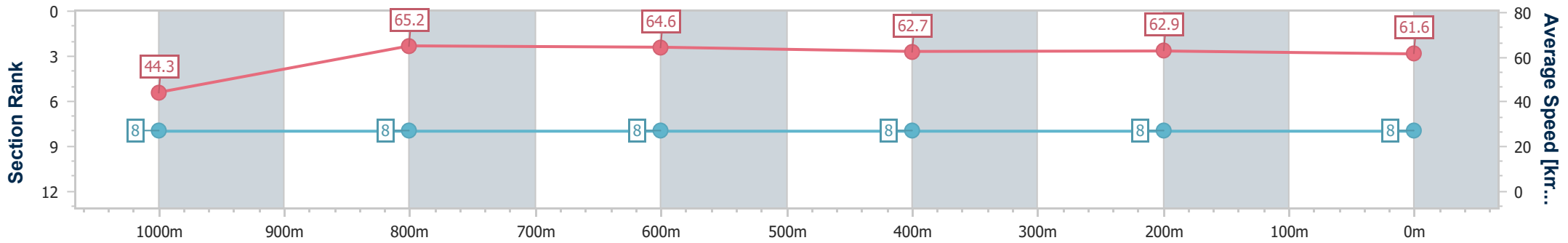


Mackay QLD Professional
Race 7: IMS BENCHMARK 60 Handicap - 1100m



11 May 2024 - 15:36
Track Rating: Soft 5, Weather: Overcast, Rail Position: +2m Entire

Section	Overall	1000m	800m	600m	400m	200m
Section Times	1:05.68 [8] (0:08.13)	0:57.55 [8] (0:11.13)	0:46.42 [8] (0:11.24)	0:35.18 [8] (0:11.82)	0:23.36 [8] (0:11.67)	0:11.69 [8] (0:11.69)
Average Speed [km/h]	44.3	65.2	64.6	62.7	62.9	61.6
Top Speed [km/h]	60.2	66.7	66.7	63.8	64.1	63.5
Avg. Dist. to Rail [m]	7.5	3.0	2.9	4.0	7.9	6.8
Avg. Stride Freq. [Hz]	2.2	2.5	2.4	2.4	2.4	2.4
Avg. Stride Length [m]	5.7	7.3	7.3	7.1	7.2	7.1



- [] Ranking at each section and finish
- .-.- No data available at this section
- NA No data available



Horse/Jockey Name	Let's Roll
Final Rank	9
Fastest Section Time (Section)	0:07.88 (Overall)
Top Speed [km/h] (Section)	68.7 (1000m)
Race State	Finished

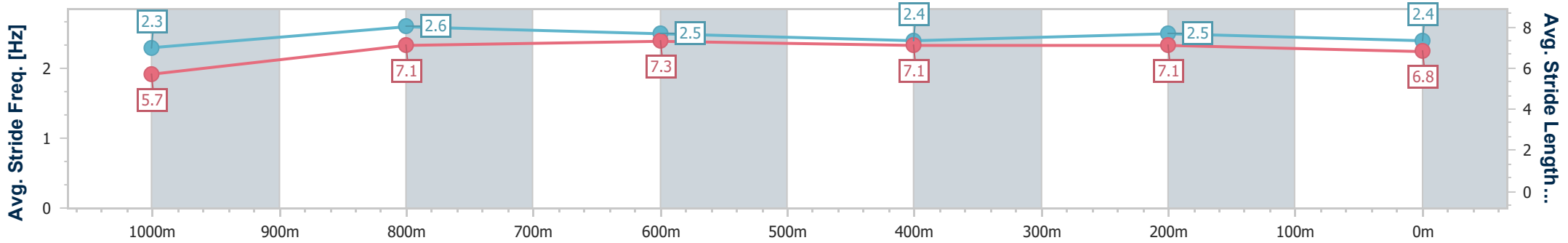
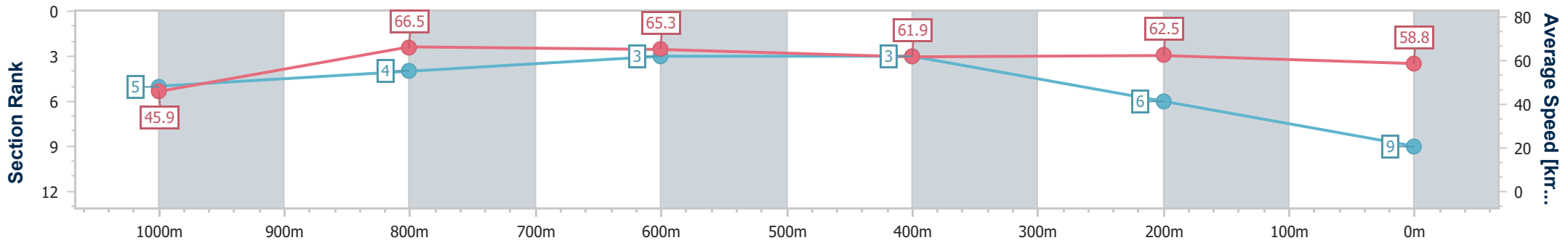


Mackay QLD Professional
Race 7: IMS BENCHMARK 60 Handicap - 1100m



11 May 2024 - 15:36
Track Rating: Soft 5, Weather: Overcast, Rail Position: +2m Entire

Section	Overall	1000m	800m	600m	400m	200m
Section Times	1:05.91 [9] (0:07.88)	0:58.03 [5] (0:11.01)	0:47.02 [4] (0:11.18)	0:35.84 [3] (0:11.92)	0:23.92 [3] (0:11.72)	0:12.20 [6] (0:12.20)
Average Speed [km/h]	45.9	66.5	65.3	61.9	62.5	58.8
Top Speed [km/h]	63.5	68.7	67.2	63.0	63.9	61.9
Avg. Dist. to Rail [m]	11.0	5.9	3.6	3.6	7.5	6.9
Avg. Stride Freq. [Hz]	2.3	2.6	2.5	2.4	2.5	2.4
Avg. Stride Length [m]	5.7	7.1	7.3	7.1	7.1	6.8



- [] Ranking at each section and finish
- .-.- No data available at this section
- NA No data available



Horse/Jockey Name	Dawn Rebel
Final Rank	10
Fastest Section Time (Section)	0:08.22 (Overall)
Top Speed [km/h] (Section)	68.2 (1000m)
Race State	Finished

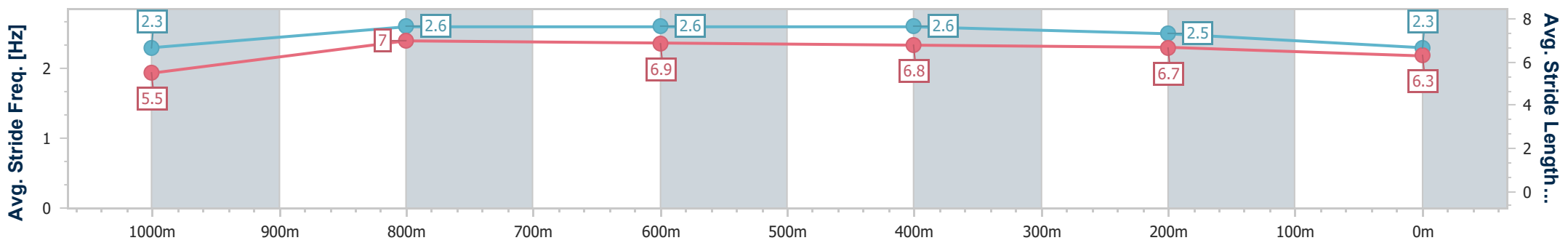
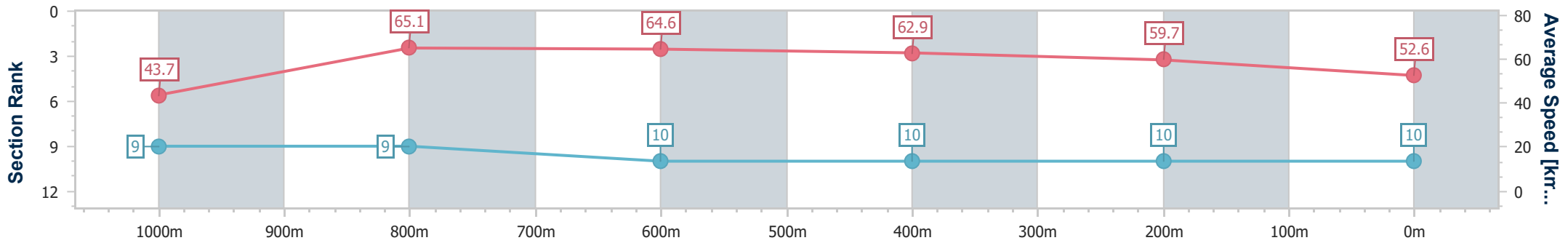


Mackay QLD Professional
Race 7: IMS BENCHMARK 60 Handicap - 1100m



11 May 2024 - 15:36
Track Rating: Soft 5, Weather: Overcast, Rail Position: +2m Entire

Section	Overall	1000m	800m	600m	400m	200m
Section Times	1:08.45 [10] (0:08.22)	1:00.23 [9] (0:11.22)	0:49.01 [9] (0:11.36)	0:37.65 [10] (0:11.79)	0:25.86 [10] (0:12.16)	0:13.70 [10] (0:13.70)
Average Speed [km/h]	43.7	65.1	64.6	62.9	59.7	52.6
Top Speed [km/h]	60.7	68.2	66.8	64.4	61.8	57.2
Avg. Dist. to Rail [m]	9.8	4.5	5.0	3.8	5.0	5.3
Avg. Stride Freq. [Hz]	2.3	2.6	2.6	2.6	2.5	2.3
Avg. Stride Length [m]	5.5	7.0	6.9	6.8	6.7	6.3



- [] Ranking at each section and finish
- .-.- No data available at this section
- NA No data available