



Sunshine Coast Poly Track QLD Professional
Race 4: LOVE & PARTNERS CHARTERED ACCOUNTANTS BENCHMARK
62 Handicap - 2000m
12 May 2024 - 14:30



Track Rating: Synthetic, Weather: Overcast, Rail Position: True

Section		Overall	1800m	1600m	1400m	1200m	1000m	800m	Last 600m				
Field Times		2:02.66 (0:13.79)	1:48.87 (0:11.21)	1:37.66 (0:12.25)	1:25.41 (0:11.80)	1:13.61 (0:12.12)	1:01.49 (0:12.72)	0:48.77 (0:12.46)	0:36.31				
Rank	TAB Horse/Jockey	Barrier	Top Speed [km/h]	Fastest Section									Distance Travelled [m]
1	6 TAVISTORM Michael Rodd	8	64.0 1800m	0:11.31 1800m	2:02.66 [1] (0:14.50)	1:48.16 [6] (0:11.31)	1:36.85 [6] (0:12.09)	1:24.76 [6] (0:12.13)	1:12.63 [6] (0:11.93)	1:00.70 [6] (0:12.53)	0:48.17 [8] (0:12.40)	0:35.77	
2	2 SHADYVALE STORM Cody Collis	5	67.2 1800m	0:11.21 1800m	2:02.69 [2] (0:13.79)	1:48.90 [1] (0:11.21)	1:37.69 [1] (0:12.25)	1:25.44 [1] (0:11.97)	1:13.47 [3] (0:12.16)	1:01.31 [3] (0:12.76)	0:48.55 [3] (0:12.52)	0:36.03	-2
3	7 MOTAMAYIZ Jake Bayliss	3	65.5 1800m	0:11.22 1800m	2:03.86 [3] (0:13.99)	1:49.87 [4] (0:11.22)	1:38.65 [3] (0:12.24)	1:26.41 [4] (0:12.00)	1:14.41 [4] (0:12.19)	1:02.22 [4] (0:12.69)	0:49.53 [4] (0:12.53)	0:37.00	-1
4	3 SIR LORD Dan McGillivray	6	64.1 1800m	0:11.38 1800m	2:04.05 [4] (0:14.13)	1:49.92 [5] (0:11.38)	1:38.54 [5] (0:12.20)	1:26.34 [5] (0:11.98)	1:14.36 [5] (0:12.16)	1:02.20 [5] (0:12.64)	0:49.56 [7] (0:12.59)	0:36.97	+5
5	4 WORD FROM ABOVE Jai Williams	7	68.3 Overall	0:11.19 1800m	2:04.32 [5] (0:13.90)	1:50.42 [2] (0:11.19)	1:39.23 [2] (0:12.28)	1:26.95 [3] (0:11.68)	1:15.27 [1] (0:12.12)	1:03.15 [1] (0:12.72)	0:50.43 [1] (0:12.46)	0:37.97	-4
6	11 GINASUE Samantha Collett	11	64.6 1800m	0:11.45 1800m	2:05.98 [6] (0:14.65)	1:51.33 [8] (0:11.45)	1:39.88 [8] (0:12.30)	1:27.58 [8] (0:12.04)	1:15.54 [8] (0:11.91)	1:03.63 [8] (0:12.11)	0:51.52 [5] (0:12.58)	0:38.94	+8
7	10 AQUARIUS Madeleine Wishart	9	64.6 1800m	0:11.32 1800m	2:06.72 [7] (0:14.57)	1:52.15 [7] (0:11.32)	1:40.83 [7] (0:12.15)	1:28.68 [7] (0:12.01)	1:16.67 [7] (0:12.06)	1:04.61 [7] (0:12.36)	0:52.25 [6] (0:12.64)	0:39.61	+8
8	1 LEATHER JACKET LEW Boris Thornton	4	66.3 Overall	0:11.33 1800m	2:07.46 [8] (0:13.97)	1:53.49 [3] (0:11.33)	1:42.16 [4] (0:11.95)	1:30.21 [2] (0:11.94)	1:18.27 [2] (0:12.13)	1:06.14 [2] (0:12.79)	0:53.35 [2] (0:12.69)	0:40.66	+2

Scratched: Zouy's Comet (#9), Port Mourant (#5), Tiritiri (#8)

[] Ranking at each section and finish
 -:-:- No data available at this section
 NA No data available
 SCN Saddle cloth number
 DNF Did not finish
 DNT Did not track



Sunshine Coast Poly Track QLD Professional
Race 4: LOVE & PARTNERS CHARTERED ACCOUNTANTS BENCHMARK
62 Handicap - 2000m
12 May 2024 - 14:30



Track Rating: Synthetic, Weather: Overcast, Rail Position: True

Section					600m	400m	200m				
Field Times					0:36.31 (0:12.26)	0:24.05 (0:12.01)	0:12.04 (0:12.04)	Last 600m			
								0:36.31			
Rank	TAB	Horse/Jockey	Barrier	Top Speed [km/h]	Fastest Section	Margin			Distance Travelled [m]		
1	6	TAVISTORM Michael Rodd	8	64.0 1800m	0:11.31 1800m	0:35.77 [5] (0:12.06)	0:23.71 [3] (0:11.82)	0:11.89 [2] (0:11.89)	2:02.66	0:35.77	
2	2	SHADYVALE STORM Cody Collis	5	67.2 1800m	0:11.21 1800m	0:36.03 [2] (0:12.07)	0:23.96 [2] (0:11.89)	0:12.07 [1] (0:12.07)	0.2L	0:36.03	-2
3	7	MOTAMAYIZ Jake Bayliss	3	65.5 1800m	0:11.22 1800m	0:37.00 [4] (0:12.18)	0:24.82 [4] (0:12.04)	0:12.78 [3] (0:12.78)	7L	0:37.00	-1
4	3	SIR LORD Dan McGillivray	6	64.1 1800m	0:11.38 1800m	0:36.97 [7] (0:12.36)	0:24.61 [5] (0:12.28)	0:12.33 [5] (0:12.33)	8L	0:36.97	+5
5	4	WORD FROM ABOVE Jai Williams	7	68.3 Overall	0:11.19 1800m	0:37.97 [1] (0:12.26)	0:25.71 [1] (0:12.49)	0:13.22 [4] (0:13.22)	9.5L	0:37.97	-4
6	11	GINASUE Samantha Collett	11	64.6 1800m	0:11.45 1800m	0:38.94 [6] (0:12.60)	0:26.34 [7] (0:12.72)	0:13.62 [6] (0:13.62)	19.3L	0:38.94	+8
7	10	AQUARIUS Madeleine Wishart	9	64.6 1800m	0:11.32 1800m	0:39.61 [8] (0:12.66)	0:26.95 [8] (0:12.85)	0:14.10 [7] (0:14.10)	23.6L	0:39.61	+8
8	1	LEATHER JACKET LEW Boris Thornton	4	66.3 Overall	0:11.33 1800m	0:40.66 [3] (0:12.69)	0:27.97 [6] (0:13.46)	0:14.51 [8] (0:14.51)	27.9L	0:40.66	+2

Scratched: Zouy's Comet (#9), Port Mourant (#5), Tiritiri (#8)

[] Ranking at each section and finish
 -:-:- No data available at this section
 NA No data available

SCN Saddle cloth number
 DNF Did not finish
 DNT Did not track



Horse/Jockey Name	Tavistorm
Final Rank	1
Fastest Section Time (Section)	0:11.31 (1800m)
Top Speed [km/h] (Section)	64.0 (1800m)
Race State	Finished



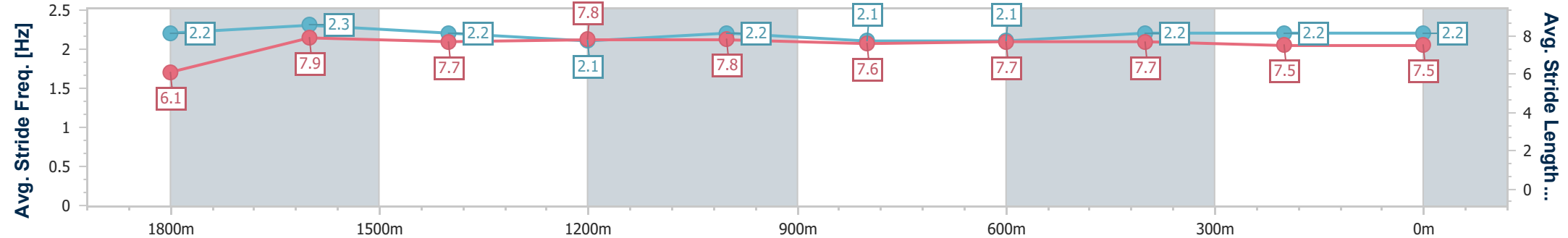
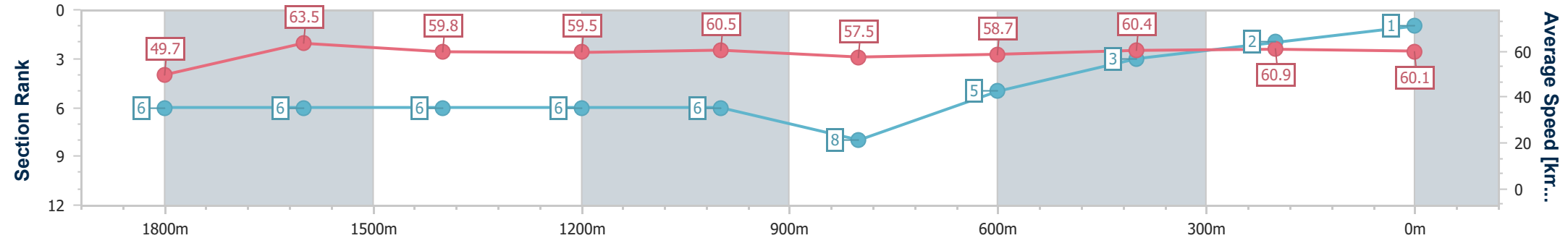
Sunshine Coast Poly Track QLD Professional
 Race 4: LOVE & PARTNERS CHARTERED ACCOUNTANTS
 BENCHMARK 62 Handicap - 2000m



12 May 2024 - 14:30

Track Rating: Synthetic, Weather: Overcast, Rail Position: True

Section	Overall	1800m	1600m	1400m	1200m	1000m	800m	600m	400m	200m
Section Times	2:02.66 [1] (0:14.50)	1:48.16 [6] (0:11.31)	1:36.85 [6] (0:12.09)	1:24.76 [6] (0:12.13)	1:12.63 [6] (0:11.93)	1:00.70 [6] (0:12.53)	0:48.17 [8] (0:12.40)	0:35.77 [5] (0:12.06)	0:23.71 [3] (0:11.82)	0:11.89 [2] (0:11.89)
Average Speed [km/h]	49.7	63.5	59.8	59.5	60.5	57.5	58.7	60.4	60.9	60.1
Top Speed [km/h]	63.6	64.0	62.8	60.3	60.8	59.7	59.7	61.0	61.7	61.0
Avg. Dist. to Rail [m]	3.4	0.3	0.6	1.2	1.6	1.5	1.6	1.6	4.7	4.4
Avg. Stride Freq. [Hz]	2.2	2.3	2.2	2.1	2.2	2.1	2.1	2.2	2.2	2.2
Avg. Stride Length [m]	6.1	7.9	7.7	7.8	7.8	7.6	7.7	7.7	7.5	7.5



- [] Ranking at each section and finish
- .-.- No data available at this section
- NA No data available



Horse/Jockey Name	Shadyvale Storm
Final Rank	2
Fastest Section Time (Section)	0:11.21 (1800m)
Top Speed [km/h] (Section)	67.2 (1800m)
Race State	Finished



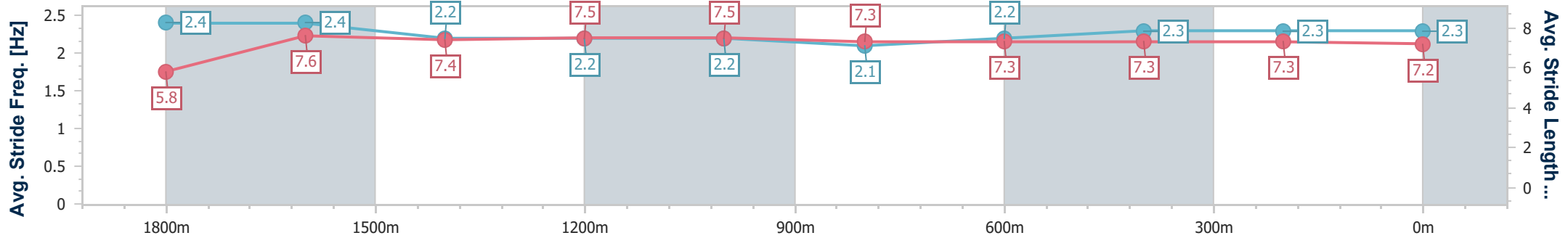
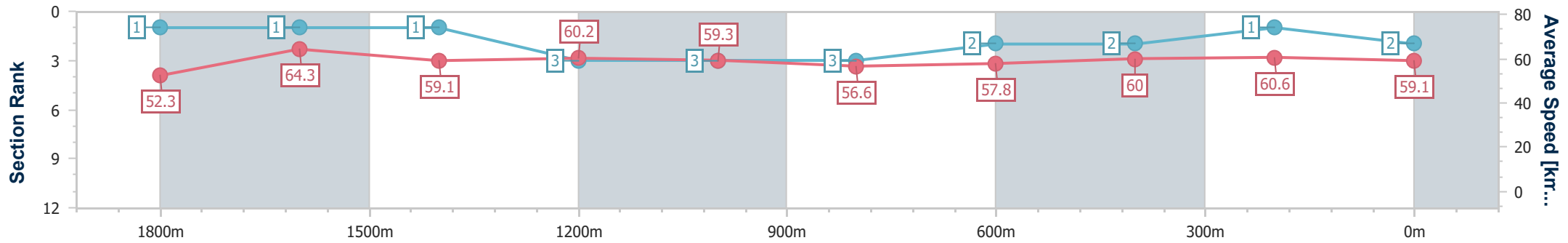
Sunshine Coast Poly Track QLD Professional
 Race 4: LOVE & PARTNERS CHARTERED ACCOUNTANTS
 BENCHMARK 62 Handicap - 2000m



12 May 2024 - 14:30

Track Rating: Synthetic, Weather: Overcast, Rail Position: True

Section	Overall	1800m	1600m	1400m	1200m	1000m	800m	600m	400m	200m
Section Times	2:02.69 [2] (0:13.79)	1:48.90 [1] (0:11.21)	1:37.69 [1] (0:12.25)	1:25.44 [1] (0:11.97)	1:13.47 [3] (0:12.16)	1:01.31 [3] (0:12.76)	0:48.55 [3] (0:12.52)	0:36.03 [2] (0:12.07)	0:23.96 [2] (0:11.89)	0:12.07 [1] (0:12.07)
Average Speed [km/h]	52.3	64.3	59.1	60.2	59.3	56.6	57.8	60.0	60.6	59.1
Top Speed [km/h]	66.5	67.2	60.4	60.9	60.7	57.4	60.4	60.6	61.9	59.3
Avg. Dist. to Rail [m]	2.8	0.7	0.6	1.0	0.7	0.9	1.0	0.9	1.0	1.4
Avg. Stride Freq. [Hz]	2.4	2.4	2.2	2.2	2.2	2.1	2.2	2.3	2.3	2.3
Avg. Stride Length [m]	5.8	7.6	7.4	7.5	7.5	7.3	7.3	7.3	7.3	7.2



- [] Ranking at each section and finish
- .-.- No data available at this section
- NA No data available



Horse/Jockey Name	Motamayiz
Final Rank	3
Fastest Section Time (Section)	0:11.22 (1800m)
Top Speed [km/h] (Section)	65.5 (1800m)
Race State	Finished



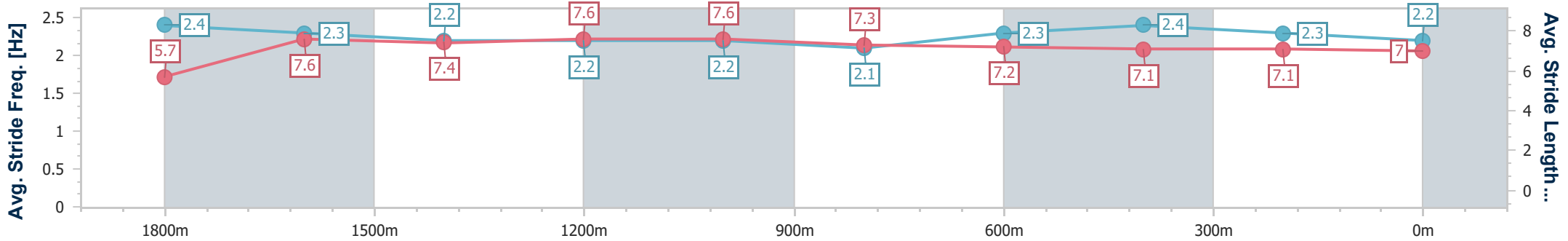
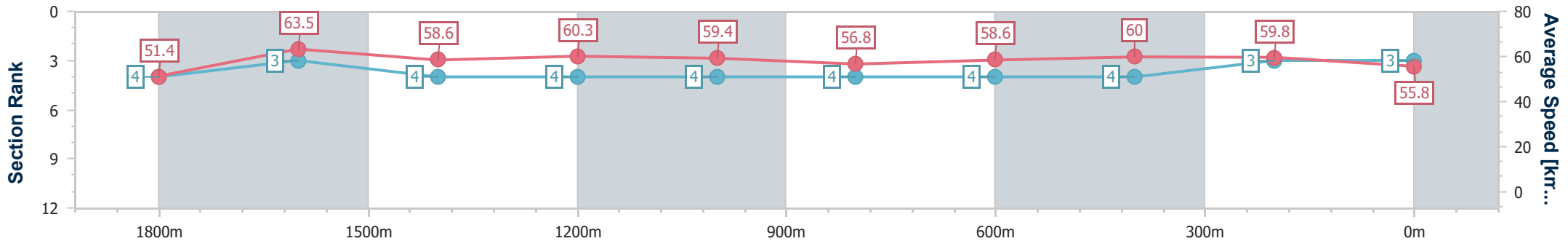
Sunshine Coast Poly Track QLD Professional
 Race 4: LOVE & PARTNERS CHARTERED ACCOUNTANTS
 BENCHMARK 62 Handicap - 2000m



12 May 2024 - 14:30

Track Rating: Synthetic, Weather: Overcast, Rail Position: True

Section	Overall	1800m	1600m	1400m	1200m	1000m	800m	600m	400m	200m			
Section Times	2:03.86 [3] (0:13.99)	1:49.87 [4] (0:11.22)	1:38.65 [3] (0:12.24)	1:26.41 [4] (0:12.00)	1:14.41 [4] (0:12.19)	1:02.22 [4] (0:12.69)	0:49.53 [4] (0:12.53)	0:37.00 [4] (0:12.18)	0:24.82 [4] (0:12.04)	0:12.78 [3] (0:12.78)			
Average Speed [km/h]	51.4	63.5	58.6	60.3	59.4	56.8	58.6	60.0	59.8	55.8			
Top Speed [km/h]	65.1	65.5	61.1	60.9	60.6	57.6	59.9	60.8	60.9	57.9			
Avg. Dist. to Rail [m]	1.7	2.0	0.8	1.7	2.4	2.3	2.7	2.2	3.1	3.2			
Avg. Stride Freq. [Hz]	2.4	2.3	2.2	2.2	2.2	2.1	2.3	2.4	2.3	2.2			
Avg. Stride Length [m]	5.7	7.6	7.4	7.6	7.6	7.3	7.2	7.1	7.1	7.0			



- [] Ranking at each section and finish
- .-.- No data available at this section
- NA No data available



Horse/Jockey Name	Sir Lord
Final Rank	4
Fastest Section Time (Section)	0:11.38 (1800m)
Top Speed [km/h] (Section)	64.1 (1800m)
Race State	Finished



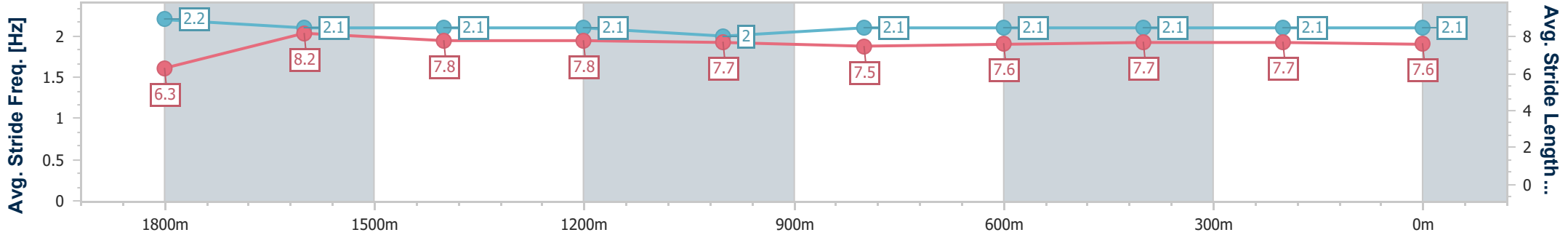
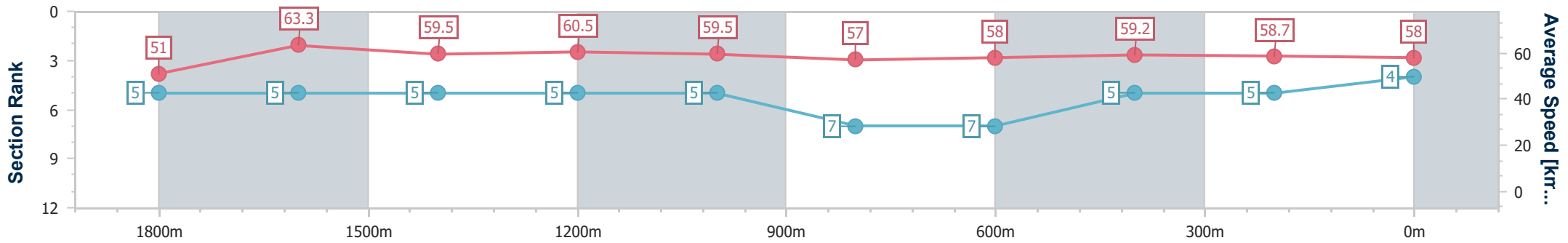
Sunshine Coast Poly Track QLD Professional
 Race 4: LOVE & PARTNERS CHARTERED ACCOUNTANTS
 BENCHMARK 62 Handicap - 2000m



12 May 2024 - 14:30

Track Rating: Synthetic, Weather: Overcast, Rail Position: True

Section	Overall	1800m	1600m	1400m	1200m	1000m	800m	600m	400m	200m
Section Times	2:04.05 [4] (0:14.13)	1:49.92 [5] (0:11.38)	1:38.54 [5] (0:12.20)	1:26.34 [5] (0:11.98)	1:14.36 [5] (0:12.16)	1:02.20 [5] (0:12.64)	0:49.56 [7] (0:12.59)	0:36.97 [7] (0:12.36)	0:24.61 [5] (0:12.28)	0:12.33 [5] (0:12.33)
Average Speed [km/h]	51.0	63.3	59.5	60.5	59.5	57.0	58.0	59.2	58.7	58.0
Top Speed [km/h]	63.6	64.1	61.9	61.4	60.6	60.1	59.3	59.9	59.3	58.7
Avg. Dist. to Rail [m]	2.9	0.5	1.3	2.5	2.2	2.6	2.2	2.4	3.9	2.2
Avg. Stride Freq. [Hz]	2.2	2.1	2.1	2.1	2.0	2.1	2.1	2.1	2.1	2.1
Avg. Stride Length [m]	6.3	8.2	7.8	7.8	7.7	7.5	7.6	7.7	7.7	7.6



- [] Ranking at each section and finish
- .-.- No data available at this section
- NA No data available



Horse/Jockey Name	Word From Above
Final Rank	5
Fastest Section Time (Section)	0:11.19 (1800m)
Top Speed [km/h] (Section)	68.3 (Overall)
Race State	Finished



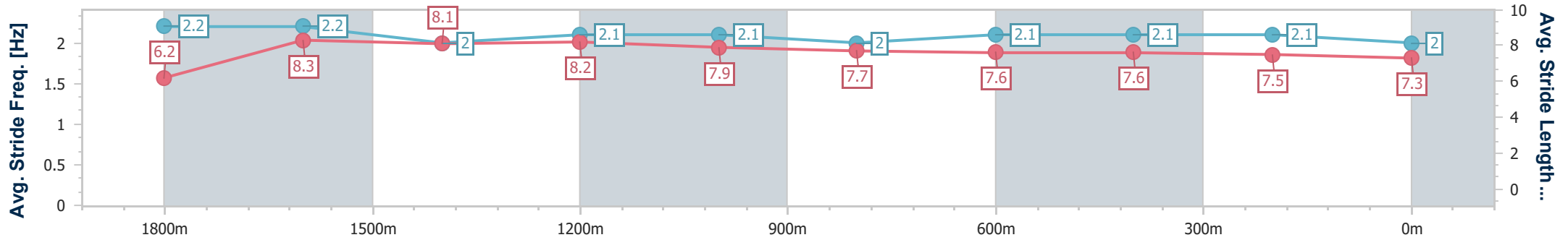
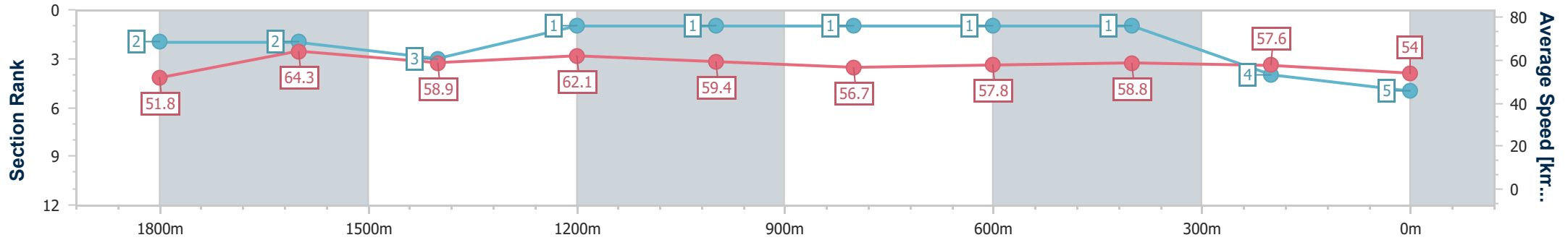
Sunshine Coast Poly Track QLD Professional
 Race 4: LOVE & PARTNERS CHARTERED ACCOUNTANTS
 BENCHMARK 62 Handicap - 2000m



12 May 2024 - 14:30

Track Rating: Synthetic, Weather: Overcast, Rail Position: True

Section	Overall	1800m	1600m	1400m	1200m	1000m	800m	600m	400m	200m
Section Times	2:04.32 [5] (0:13.90)	1:50.42 [2] (0:11.19)	1:39.23 [2] (0:12.28)	1:26.95 [3] (0:11.68)	1:15.27 [1] (0:12.12)	1:03.15 [1] (0:12.72)	0:50.43 [1] (0:12.46)	0:37.97 [1] (0:12.26)	0:25.71 [1] (0:12.49)	0:13.22 [4] (0:13.22)
Average Speed [km/h]	51.8	64.3	58.9	62.1	59.4	56.7	57.8	58.8	57.6	54.0
Top Speed [km/h]	68.3	67.4	60.4	63.6	62.7	58.3	59.3	59.4	59.4	55.3
Avg. Dist. to Rail [m]	3.0	0.7	0.8	2.1	0.9	0.5	0.2	0.3	0.4	0.4
Avg. Stride Freq. [Hz]	2.2	2.2	2.0	2.1	2.1	2.0	2.1	2.1	2.1	2.0
Avg. Stride Length [m]	6.2	8.3	8.1	8.2	7.9	7.7	7.6	7.6	7.5	7.3



- [] Ranking at each section and finish
- .-.- No data available at this section
- NA No data available



Horse/Jockey Name	Ginasue
Final Rank	6
Fastest Section Time (Section)	0:11.45 (1800m)
Top Speed [km/h] (Section)	64.6 (1800m)
Race State	Finished



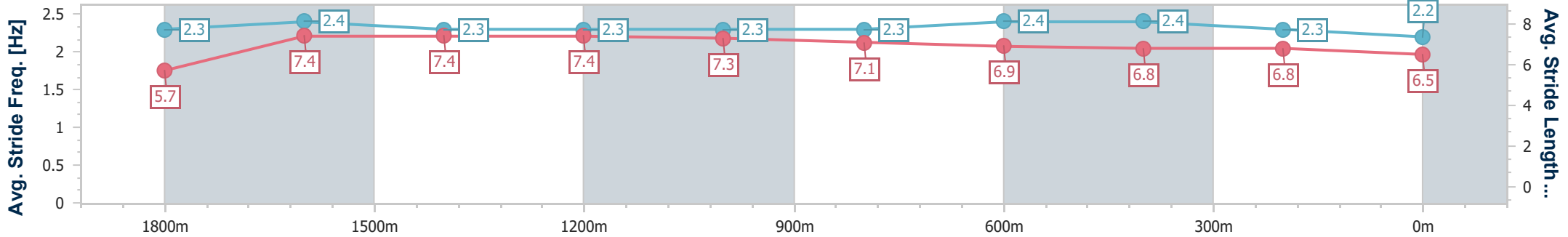
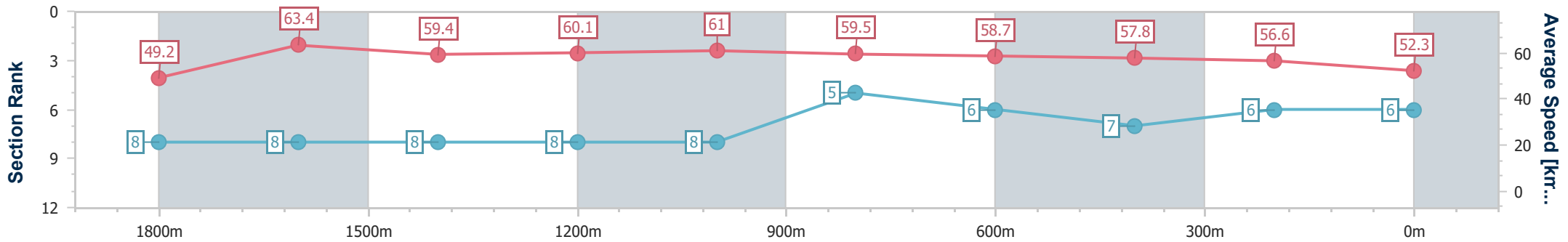
Sunshine Coast Poly Track QLD Professional
 Race 4: LOVE & PARTNERS CHARTERED ACCOUNTANTS
 BENCHMARK 62 Handicap - 2000m



12 May 2024 - 14:30

Track Rating: Synthetic, Weather: Overcast, Rail Position: True

Section	Overall	1800m	1600m	1400m	1200m	1000m	800m	600m	400m	200m
Section Times	2:05.98 [6] (0:14.65)	1:51.33 [8] (0:11.45)	1:39.88 [8] (0:12.30)	1:27.58 [8] (0:12.04)	1:15.54 [8] (0:11.91)	1:03.63 [8] (0:12.11)	0:51.52 [5] (0:12.58)	0:38.94 [6] (0:12.60)	0:26.34 [7] (0:12.72)	0:13.62 [6] (0:13.62)
Average Speed [km/h]	49.2	63.4	59.4	60.1	61.0	59.5	58.7	57.8	56.6	52.3
Top Speed [km/h]	63.1	64.6	62.7	62.2	61.8	60.5	59.5	59.8	57.8	55.2
Avg. Dist. to Rail [m]	6.7	2.1	2.2	2.6	2.7	3.5	3.7	1.6	5.2	5.6
Avg. Stride Freq. [Hz]	2.3	2.4	2.3	2.3	2.3	2.3	2.4	2.4	2.3	2.2
Avg. Stride Length [m]	5.7	7.4	7.4	7.4	7.3	7.1	6.9	6.8	6.8	6.5



- [] Ranking at each section and finish
- .-.- No data available at this section
- NA No data available



Horse/Jockey Name	Aquarius
Final Rank	7
Fastest Section Time (Section)	0:11.32 (1800m)
Top Speed [km/h] (Section)	64.6 (1800m)
Race State	Finished



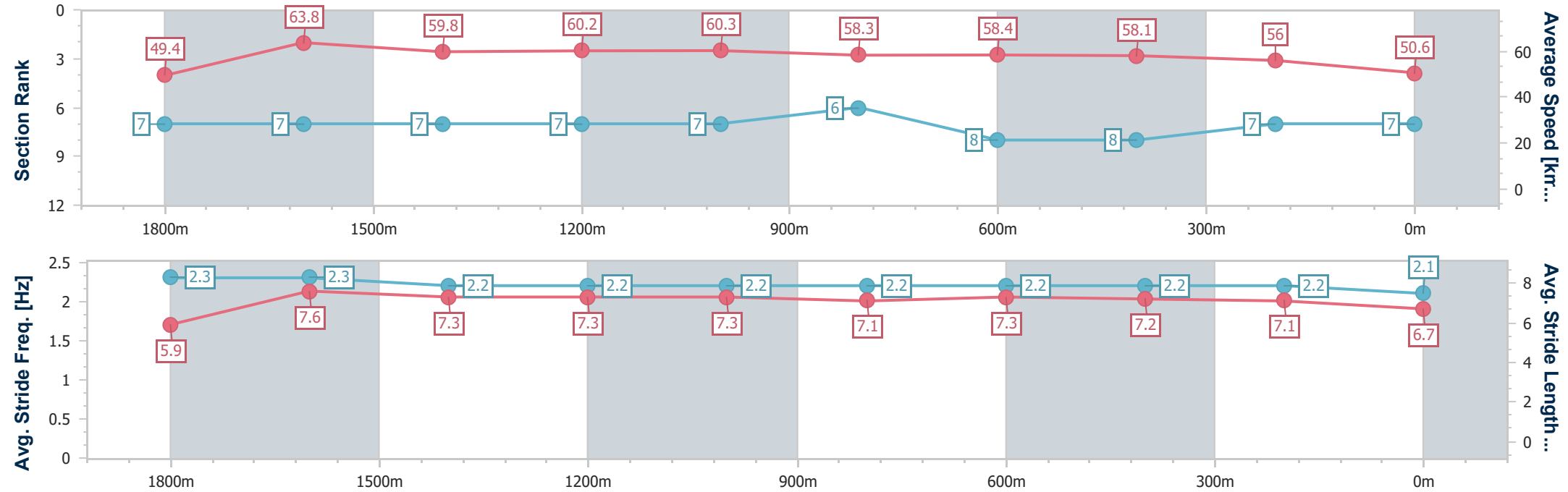
Sunshine Coast Poly Track QLD Professional
 Race 4: LOVE & PARTNERS CHARTERED ACCOUNTANTS
 BENCHMARK 62 Handicap - 2000m



12 May 2024 - 14:30

Track Rating: Synthetic, Weather: Overcast, Rail Position: True

Section	Overall	1800m	1600m	1400m	1200m	1000m	800m	600m	400m	200m
Section Times	2:06.72 [7] (0:14.57)	1:52.15 [7] (0:11.32)	1:40.83 [7] (0:12.15)	1:28.68 [7] (0:12.01)	1:16.67 [7] (0:12.06)	1:04.61 [7] (0:12.36)	0:52.25 [6] (0:12.64)	0:39.61 [8] (0:12.66)	0:26.95 [8] (0:12.85)	0:14.10 [7] (0:14.10)
Average Speed [km/h]	49.4	63.8	59.8	60.2	60.3	58.3	58.4	58.1	56.0	50.6
Top Speed [km/h]	63.5	64.6	62.7	61.3	61.3	59.2	58.7	58.7	57.4	54.1
Avg. Dist. to Rail [m]	4.6	0.4	1.6	2.8	3.1	3.5	3.5	3.0	3.2	3.0
Avg. Stride Freq. [Hz]	2.3	2.3	2.2	2.2	2.2	2.2	2.2	2.2	2.2	2.1
Avg. Stride Length [m]	5.9	7.6	7.3	7.3	7.3	7.1	7.3	7.2	7.1	6.7



- [] Ranking at each section and finish
- .-.- No data available at this section
- NA No data available



Horse/Jockey Name	Leather Jacket Lew
Final Rank	8
Fastest Section Time (Section)	0:11.33 (1800m)
Top Speed [km/h] (Section)	66.3 (Overall)
Race State	Finished



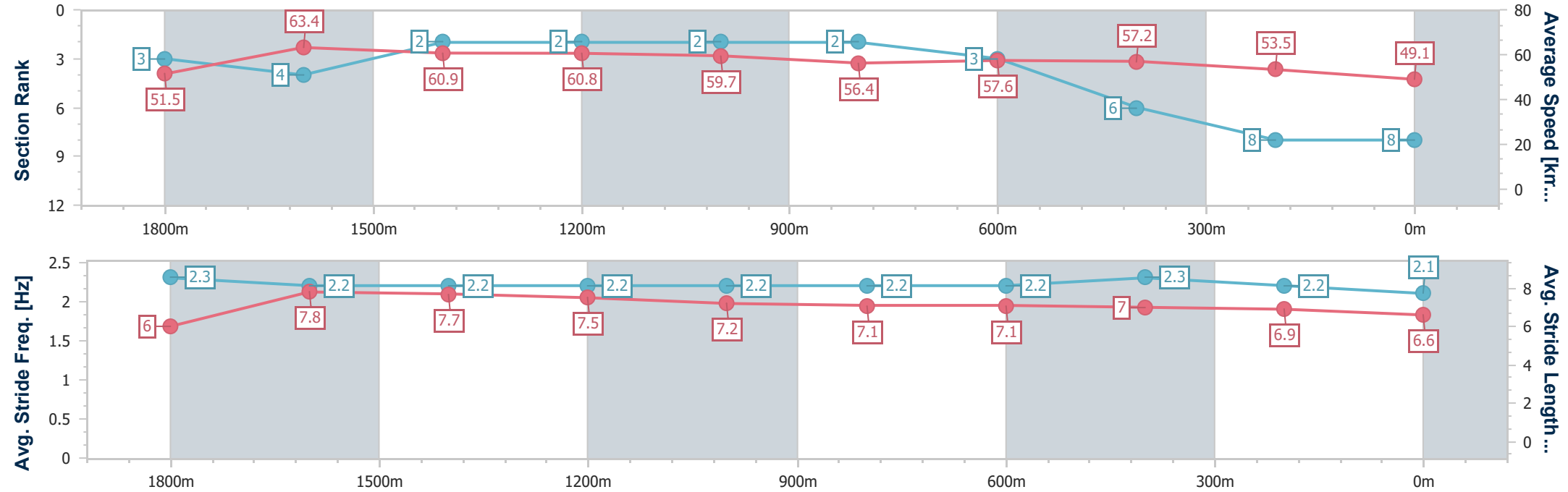
Sunshine Coast Poly Track QLD Professional
 Race 4: LOVE & PARTNERS CHARTERED ACCOUNTANTS
 BENCHMARK 62 Handicap - 2000m



12 May 2024 - 14:30

Track Rating: Synthetic, Weather: Overcast, Rail Position: True

Section	Overall	1800m	1600m	1400m	1200m	1000m	800m	600m	400m	200m
Section Times	2:07.46 [8] (0:13.97)	1:53.49 [3] (0:11.33)	1:42.16 [4] (0:11.95)	1:30.21 [2] (0:11.94)	1:18.27 [2] (0:12.13)	1:06.14 [2] (0:12.79)	0:53.35 [2] (0:12.69)	0:40.66 [3] (0:12.69)	0:27.97 [6] (0:13.46)	0:14.51 [8] (0:14.51)
Average Speed [km/h]	51.5	63.4	60.9	60.8	59.7	56.4	57.6	57.2	53.5	49.1
Top Speed [km/h]	66.3	65.3	61.7	61.7	61.1	57.3	59.3	58.9	55.7	50.8
Avg. Dist. to Rail [m]	1.2	0.5	1.5	3.4	2.6	2.5	2.2	1.2	0.6	0.3
Avg. Stride Freq. [Hz]	2.3	2.2	2.2	2.2	2.2	2.2	2.2	2.3	2.2	2.1
Avg. Stride Length [m]	6.0	7.8	7.7	7.5	7.2	7.1	7.1	7.0	6.9	6.6



- [] Ranking at each section and finish
- .-.- No data available at this section
- NA No data available